

LEGISLATIVE ASSEMBLY OF THE

NORTHWEST TERRITORIES

5TH COUNCIL, 30TH SESSION

SESSIONAL PAPER NO. 9-30

TABLED ON JUNE 14, 1965



NORTHWEST TERRITORIES

7 May, 1965.

SESSIONAL PAPER NO. 9
(Second Session, 1965)

NORTHWEST TERRITORIES LIQUOR SYSTEM
ANNUAL REPORT 1964 - 1965

DISPOSITION

Accepted as Read, JUN. 21, 1965.
Amended..... See Text.
Rejected..... See Text.
Deferred..... See Text.
Not considered.

GOVERNMENT OF THE NORTHWEST TERRITORIES

Office Of
Superintendent N.W.T. Liquor System

P. O. Box 370
Yellowknife, N.W.T.

29 April 1965

Mr. B. G. Siverts,
Commissioner of the Northwest Territories,
Department of Northern Affairs and
National Resources,
Ottawa, Ontario, Canada.

Dear Sir:

Northwest Territories Liquor System
Annual Report
1964 - 1965

I have the honour to present the Annual Report for the Northwest Territories Liquor System for the fiscal year ending the 31st of March 1965.

This past year again saw steadily rising revenues, with sales well in excess of two million dollars, and for the first time on record, net profits exceeded one million dollars.

A comparison of Sales and Net Profit for the past four years follows:

	<u>1962</u>	<u>1963</u>	<u>1964</u>	<u>1965</u>
Sales	1,765,366.	1,874,577.	2,153,287.	2,353,256.
Net Profit	808,098.	848,552.	985,572.	1,059,927.
Percentage Net Profit of Sales	45.8	45.3	45.8	45.04
Percentage increase in Sales	10.	6.1	14.8	9.3

The drop of .76 in the percentage of the Net Profit of Sales reflects the loss sustained at Frobisher Bay when 9,543 dozens of beer, valued at \$18,274.85 were destroyed as unfit for consumption due to age.

Past records indicate that Gross Sales have doubled since 1956-57 fiscal year, while Net Profits are now more than double that earned in 1957-58.

It may be of interest to note that the gross revenue was obtained as follows:

Yellowknife area	: \$ 746,073.	or	31% of total
Hay River area	: 557,776.	or	23% of total
Inuvik area	: 402,316.	or	17% of total
Fort Smith	: 342,748.	or	14% of total
Frobisher Bay	: 189,160.	or	8% of total
Norman Wells	: 76,940.	or	3% of total
Class B Permits	: 56,032.	or	2.4% of total
Eastern Arctic & Tungsten	: 38,245.	or	1.6% of total

Personnel:

There are still seventeen established positions in the N.W.T. Liquor System. All positions were filled at the close of the year.

During the year Mr. H. Pieper of Fort Smith and Mr. F. McInnes of Inuvik were retired. Mr. A. Edge, Vendor I/C, Hay River, and Mrs. M. Allured I/C Frobisher Bay, resigned.

Mr. A. N. Webb, Clerk in the Yellowknife store was transferred to Hay River as store manager to succeed Mr. Edge.

Mr. E. E. Bird replaced Mr. Pieper in Fort Smith. Mr. J. Kallek was appointed to fill the vacant position of Assistant Vendor, Inuvik.

Mr. R. Jeffrey replaced Mr. Webb in the Yellowknife store.

Mr. R. O. Baetz was appointed store manager, Inuvik to succeed Mr. McInnes.

Mr. W. J. Keney was appointed Assistant Accountant and Inspector, Yellowknife.

Mrs. J. Cordy replaced Mrs. Allured at Frobisher Bay.

Mr. H. F. Argue, Assistant Vendor, Yellowknife was on sick leave without pay at the end of this period. He has been confined to the Aberhart Memorial Hospital, Edmonton since July 1964.

Buildings and Equipment:

There were six stores in operation during this period; no new stores were opened.

There is still an acute shortage of store/warehouse space at Hay River, where sales continued to climb.

Licences:

The following Licences were issued during this period:

Hotel Cocktail Lounges	-	6
Hotel Beer Parlours	-	5
Hotel Dining Lounges	-	5
Club Cocktail Lounges	-	6
Guest Rooms	-	5
Annual Special	-	3
Special Licences	-	1,031

Routine inspections were made of all licenced premises at irregular intervals with the exception of Frobisher Bay.

The three Liquor Licences held by the East Coast Carriers Lodge, Frobisher Bay, were cancelled.

Dining Lounge Licences were issued for the first time to the Hay River Hotel, Hay River, the Mackenzie Hotel, Inuvik and the Yellowknife Hotel, Yellowknife.

The Annual Special Licence issued to the Airport Manager at Frobisher Bay was not renewed for 1964 - 1965. This Recreation Club, however, has continued to operate under Special Licences, and during this period purchased one hundred and thirty.

Agencies:

The Hudson's Bay Company continued to act as our agent for the sale of beer in Rankin Inlet.

Mr. A. W. Salter, Accountant for the Canada Tungsten Mine at Tungsten, N.W.T. was appointed our agent at that point. Supplies are purchased in our name from the Yukon Liquor Store, Watson Lake.

General:

The fee for Special Licences was raised from One to Five Dollars, effective January 1st, 1965. This has had no noticeable effect on the number purchased.

The period under review represents my first twelve months as Superintendent. I have not found it necessary to make any but minor changes in operating procedures. Some price adjustments were necessary to maintain a uniform mark-up; further adjustments will be made.

At the start of the fiscal year it was found that although the inventories were, in the main, well balanced, and reasonable, there were several notable exceptions. By means of inter-store transfers, it is planned to eliminate these in the next three years.


Amendments were proposed to the Licence Regulations under the Ordinance in an attempt to bring it up to date, and to clarify certain sections.

I wish to express my sincere thanks to the staff of the N.W.T. Liquor System for their loyalty and dedication to their work.

It has always been rewarding to work with your Deputy Commissioner and his staff; their co-operation and ready willingness to assist have been most appreciated, and I trust that even closer liason can be effected in the year ahead.

I have the honour to be Sir,

Your obedient servant,


T. C. Robinson,
Superintendent,
N.W.T. Liquor System.

TCR/mc
Attach.

RECEIPTS GENERAL OF CANADA P.M.C. REVENUE ACCOUNT (LICROR)

CASH RECONCILIATION FOR TWELVE MONTHS ENDING 31 MARCH 1966

	<u>DEBIT</u>	<u>CREDIT</u>
<u>1963 - 64 Revenue:</u>		
Bank Balances 31 March 1964:		
Yellowknife		37,416.98
Fort Smith		4,985.65
Hay River		6,621.45
Inuvik		7,842.48
Outstanding Deposits		6,048.73

1964 - 65 Revenue:

Bank Balance 31 March 1964		775.00
SALES:		
- Spirits & Beer		2,344,829.47
- Special Licences		1,554.00
REFUNDS:		
- Breakages		2,381.85
- Travel		385.74
- 1963-64 Expenditures		2,337.83
Licences Fees: 1964-65		13,694.88
Licences Fees: 1965-66		3,522.00
Rentals		6,176.16
H. F. Argue's Cash Payments:		
Pension		150.73
Death Benefit		12.00
Hospital Plan		27.90
Fuel Tax		24.00
Misc. Revenue & Refunds:		7.55

TRANSFERRED TO TREASURY:

From:		
Yellowknife: 1963-64 Revenue	\$ 62,918.29	
Yellowknife: 1964-65 Revenue	2,125,792.99	
Yellowknife: 1965-66 Revenue	3,522.00	
Frobisher : 1964-65 Revenue	183,363.95	
Churchill : 1964-65 Revenue	8,224.30	

BANK BALANCE 31 MARCH 1965:

Yellowknife	19,596.73
Watson Lake	322.80

BANK TRANSFERS IN TRANSIT:

Fort Smith	7,143.70
Hay River	5,992.20
Inuvik	7,499.60

OUTSTANDING DEPOSITS:

Administration, Yellowknife	3,255.25 *
Yellowknife	839.75
Fort Smith	189.15
Hay River	332.35
Inuvik	134.40
Norman Wells	2,071.65
Frobisher Bay	796.15
Canada Tungsten	466.25
Rankin Inlet	1,375.92

\$ <u>2,438,827.43</u>	\$ <u>2,438,827.43</u>
------------------------	------------------------

* Licences Fees,
Claims,
Rentals, - received after
31 March 1965.

CERTIFIED CORRECT:

NORTHWEST TERRITORIES LIQUOR SYSTEM


TRADING ACCOUNT

1 April 1964 - to - 31 March 1965

<u>DEBIT</u>		<u>CREDIT</u>
Inventory 1 April 1964	C 487,500.45	Inventory 31 March 1965 C 156,417.7
Stock in Transit	35,978.72	
PURCHASES:		SALES:
Spirits - 391,075.25		Spirits - 1,065,974.45
Wine - 47,204.64		Wine - 159,424.85
Ale &		Beer - 1,127,869.30 *
Beer - 523,856.75		<u>2,353,268.60</u>
962,136.74		Less
Less		Sales Disc.
Refunds <u>2,260.90</u>		& Comm. <u>16,173.61</u>
	959,875.84	2,337,094.99
Brokerage	1,183.54	
Freight 175,826.91		
Less		
Refunds: <u>120.95</u>		
	175,705.96	
Churchill Packing Materials	160.20	
Transit Insurance	1,425.24	
	<u>\$ 1,661,829.95</u>	
GROSS PROFIT:	<u>1,131,722.37</u>	
	<u>C 2,793,552.32</u>	<u>C 2,793,552.32</u>

* Includes \$6,592.50 (sales discount and storage allowance) deducted by Bay River Licencee from purchase price of beer, and \$1,836.63, as 10% of gross sales deducted by Hudson's Bay Company at Rankin Inlet for handling.

CERTIFIED CORRECT:



A. Pohlak, Accountant

NORTHWEST TERRITORIES LIQUOR SYSTEM

PROFIT AND LOSS STATEMENT

1 April 1964 - to - 31 March 1965

DEBIT

CREDIT

EXPENDITURES:

Gross Profit on Sales : \$ 1,131,722.37

Administration-
Salaries \$ 26,372.43
Liability Ins. 5.00
Bonding 30.25
Medical Travel 158.00
Business Travel 3,090.00
Telephone & Teleg. 742.01
Postage 413.00
Supplies, Office 661.10
Sundries 57.47
Equipment 250.68

Other Revenue-
Class "B" Permits: 56,034.18
Special Licences : 1,951.00
Licences Fees : 13,716.38

Rentals : 6,176.16

Travel Refund : 385.74

Office & Store-
Maintenance 279.44
Power 24.00

Misc. Revenue : .05

1963 - 1964 Refunds : 2,337.81

Housing - Office Staff
Maintenance 477.03
Power 447.41
Fuel 663.12
Water & Sewer 296.40

33,977.32

Stores -

Yellowknife, Store & Housing 41,756.03
Fort Smith, Store & Housing 18,316.90
Hay River Store 16,033.33
Inuvik Store 24,350.69
Norman Wells Store 5,900.73
Frobisher Bay Store 12,060.58

152,397.58

NET PROFIT: 1,059,926.61

\$ 1,212,324.19

\$ 1,212,324.19

CERTIFIED CORRECT:


A. Pohlak, Accountant

NORTHWEST TERRITORIES LIQUOR SYSTEM.


TRADING ACCOUNT

YELLOWKNIFE STORE

1 April 1964 - to - 31 March 1965

<u>DEBIT</u>		<u>CREDIT</u>	
Inventory 1 April 1964	\$ 184,322.35	Inventory 31 March 1965	142,102.87
Stock in Transit 1/4/64	14,477.88		
<u>PURCHASES:</u>		<u>SALES:</u>	
Spirits - 107,371.51		Spirits - 335,039.75	
Wine - 15,408.88		Wine - 51,929.25	
Ale &		Ale &	
Beer - 158,401.39		Beer - 359,053.30	
	<u>281,181.78</u>		<u>746,072.80</u>
Less:		Less:	
Refunds <u>623.64</u>		Sales Disc. <u>3,703.20</u>	
	280,558.14		742,369.60
Brokerage	526.33	Stock Transferred to:	
Freight	54,607.20	Fort Smith 600.00	
Transit Insurance	35.01	Hay River 18,572.16	
Stock transferred from:		Inuvik 8,348.76	
Fort Smith 5,929.80		Norman Wells 719.28	
	<u>5,929.80</u>		<u>23,240.20</u>
	540,456.71		
 GROSS PROFIT:	 372,255.96		
	 <u>\$ 912,712.57</u>		 <u>\$ 912,712.67</u>

CERTIFIED CORRECT:


A. Pohlak, Accountant.

AP/mc

NORTHWEST TERRITORIES LIQUOR SYSTEM

PROFIT AND LOSS STATEMENT

YELLOWKNIFE STORE

1 April 1964 - to - 31 March 1965

<u>DEBIT</u>			<u>CREDIT</u>	
<u>EXPENSES:</u>				
Salaries	0	28,277.10	GROSS PROFIT:	\$ 372,255.96
Liability Ins.		5.00	Other Revenue:	
Bonding		37.80	Rentals	2,738.15
Telephone & Telegraph		181.50	Misc. Revenue	.05
Postage		7.00	1963-64 Refunds	1,258.61
Supplies: Office		351.69		
Store-Materials,				
Supplies		256.96		
Equipment		40.97		
Stock Insurance		898.85		
Deliveries		4,455.75		
		<u>34,512.62</u>		
<u>STORE & OFFICE:</u>				
Maintenance		330.00		
Power		1,161.10		
Fuel		1,888.65		
Water & Sewer		115.93		
		<u>3,495.68</u>		
<u>HOUSING:</u>				
Maintenance		151.94		
Power		1,500.97		
Fuel		1,378.62		
Water & Sewer		718.20		
		<u>3,749.73</u>		
		41,758.03		
<u>NET PROFIT:</u>		<u>334,494.74</u>		
		\$ <u>376,252.77</u>		\$ <u>376,252.77</u>

CERTIFIED CORRECT:


A. Pohlak, Accountant.

AP/mc

NORTHWEST TERRITORIES LIQUOR SYSTEM


TRADING ACCOUNT

FOOT SIXTH STORE

1 April 1964 - to - 31 March 1965

<u>DEBIT</u>		<u>CREDIT</u>			
Inventory 1 April 1964	\$	79,648.87	Inventory 31 March 1965	\$	81,772.25
Stock in Transit		7,881.19			
<u>PURCHASES:</u>			<u>SALES:</u>		
Spirits	-	70,529.35	Spirits	-	146,958.85
Wine	-	14,771.15	Wine	-	45,705.90
Ale & Beer	-	67,337.42	Ale & Beer	-	150,083.60
		<u>152,637.92</u>			<u>342,748.35</u>
Less: Refunds	-	231.54	Less Sales Discounts	-	<u>1,689.37</u>
		152,406.38			341,058.98
Brokerage		263.49	Stock Transferred to:		
Freight	-	22,897.42	Ray River	-	13,252.80
Less Refunds	-	<u>39.00</u>	Yellowknife	-	<u>5,929.80</u>
		22,858.42			19,182.60
Transit Insurance		78.50			
Stock Transferred from:					
Yellowknife		600.00			
		<u>263,736.85</u>			
 <u>GROSS PROFIT:</u>		<u>178,276.98</u>			
	\$	<u><u>442,013.83</u></u>			<u><u>\$ 442,013.83</u></u>

CERTIFIED CORRECT:



 A. Pohlak, Accountant.

NORTHWEST TERRITORIES LIQUOR SYSTEM

PROFIT AND LOSS STATEMENT

FORT SMITH STORE

1 April 1964 - to - 31 March 1965

DEBIT

CREDIT

EXPENSES:

Salaries	\$ 11,243.53	
Liability Insurance	5.00	
Bonding	15.10	
Telephone & Telegraph	207.85	
Postage	27.00	
Supplies - Office	176.40	
Supplies & Materials	658.20	
Stock Insurance	402.38	
Delivery Discounts	<u>1,689.38</u>	
		<u>14,424.84</u>

Gross Profit from Sales: \$178,276.98

Other Revenue:

Rentals	621.00
1963-64 Refunds	496.91

STORE:

Maintenance	562.15	
Power	319.79	
Fuel	2,243.54	
Water & Sewer	<u>299.90</u>	
		<u>3,425.38</u>

HOUSING:

Power	<u>466.68</u>	466.68
-------	---------------	--------

18,316.90

NET PROFIT:

161,077.99

\$ 179,394.89

\$ 179,394.89

CERTIFIED CORRECT:



A. Pohlak, Accountant.

AP/mc

NORTHWEST TERRITORIES LIQUOR SYSTEM


TRADING ACCOUNT

HAY RIVER STORE

1 April 1964 - to - 31 March 1965

<u>DEBIT</u>		<u>CREDIT</u>	
Inventory 1 April 1964	\$ 52,779.00	Inventory 31 March 1964	\$ 41,285.59
Stock in transit 1/4/64	7,301.73		
PURCHASES:		SALES:	
Spirits - 56,168.92		Spirits - 239,045.05	
Wine - 8,783.19		Wine - 39,056.85	
Ale &		Ale &	
Beer - 124,648.41		Beer - 279,674.05 *	
			557,775.95
	189,600.52		
Less		Less Sales	
Refunds: 491.85		Discounts: 6,592.50	
			551,183.45
	189,108.67		
Brokerage	202.28		
Freight	25,236.60		
Transit Insurance	15.34		
Stock Transferred from			
Yellowknife-			
18,572.16			
Ft. Smith 13,252.80			
	31,824.96		
	306,468.58		
GROSS PROFIT:	286,000.46		
	\$ 592,469.04		\$ 592,469.04

CERTIFIED CORRECT:


A. Pohlak, Accountant.

* Includes \$6,592.50
(Sales discount and storage
allowance) deducted by Hay
River Licence from purchase
price of Beer.

AP/mc

NORTHWEST TERRITORIES LIQUOR SYSTEM

PROFIT AND LOSS STATEMENT

HAY RIVER STORE

1 April 1964 - to - 31 March 1965

DEBIT

CREDIT

EXPENSES:

SALARIES	\$ 12,221.85	
Liability Insurance	5.00	
Bonding	15.10	
Medical Travel	208.00	
Business Travel	583.56	
Telephone & Telograph	179.20	
Postage	10.00	
Supplies- Office	243.36	
Supplies & Materials	578.27	
Equipment	59.56	
Stock Insurance	446.21	
	<hr/>	14,550.11

Gross Profit from Sales : \$ 286,000.46

Other Revenue:

1963-64 Refunds: 175.18

STORE:

Maintenance	467.30	
Power	603.91	
Fuel	312.21	
Water & Sewer	99.30	
	<hr/>	1,463.22


16,033.33

NET PROFIT: 270,142.31

\$ 286,175.64

\$ 286,175.64

CERTIFIED CORRECT:



A. Pohlak, Accountant.

NORTHWEST TERRITORIES LIQUOR SYSTEM


TRADING ACCOUNT

INUVIK STORE

1 April 1964 - to - 31 March 1965

<u>DEBIT</u>		<u>CREDIT</u>
Inventory 1 April 1964	¢ 90,211.24	Inventory March 31, 1965 ¢ 94,388.21
Stock in transit 1/4/64	4,202.41	
PURCHASES:		SALES:
Spirits - 57,292.06		Spirits 178,579.70
Wine - 1,600.82		Wine 10,358.45
Ale &		Ale &
Beer - 103,903.07		Beer 213,378.40
		<u>402,316.55</u>
Less Refunds: 108.37		LESS:
	162,687.58	Sales
Brokerage 115.81		Discounts <u>1,605.84</u>
Freight - 45,057.75		400,710.71
Less Refunds: 54.60		
	45,003.15	
Transit Insurance 144.49		
Stock transferred from: Yellowknife 8,348.76		
Norman Wells <u>875.52</u>		
	9,224.28	
	<u>311,588.96</u>	
GROSS PROFIT:	183,509.96	
	<u>¢ 495,098.92</u>	<u>¢ 495,098.92</u>

CERTIFIED CORRECT:


A. Pohlek, Accountant.

NORTHWEST TERRITORIES LIQUOR SYSTEM


PROFIT AND LOSS STATEMENT

INUVIK STORE

1 April 1964 - to - 31 March 1965

<u>DEBIT</u>		<u>CREDIT</u>	
<u>EXPENSES:</u>		GROSS PROFIT from	
Salaries	\$ 13,126.48	Sales	: \$ 183,509.96
Liability Insurance	5.00		
Bonding	15.10	Other Revenue	:
Business Travel	854.13	1963-1964 Refunds:	236.32
Telephone & Telegraph	187.88		
Postage	19.00		
Supplies- Office	230.78		
Supplies & Materials	310.89		
Sundries	15.50		
Stock Insurance	539.63		
Delivery Discounts	1,847.34		
	<hr/>		
	17,151.73		
 <u>STORES:</u>			
Maintenance	1,289.65		
Power	1,021.81		
Fuel	4,767.50		
Water & Sewer	120.00		
	<hr/>		
	7,198.96		
	<hr/>		
	24,350.69		
 <u>NET PROFIT:</u>			
	159,395.59		
	<hr/>		
	\$ 183,746.28		
	<hr/> <hr/>		
			\$ 183,746.28
			<hr/> <hr/>

CERTIFIED CORRECT;



A. Pohlak, Accountant.

AP/mc

NORTHWEST TERRITORIES LIQUOR SYSTEM


TRADING ACCOUNT

NOTMAN WELLS STORE

1 April 1964 - to - 31 March 1965

<u>DEBIT</u>		<u>CREDIT</u>
Inventory 1 April 1964	\$ 17,668.80	Inventory 31 March 1965 \$ 31,809.72
Stock in Transit 1/4/64	2,115.51	
PURCHASES:		SALES:
Spirits - 31,099.19		Spirits 46,722.70
Wine - 1,262.37		Wine 2,546.75
Ale &		Ale &
Beer - 11,937.32		Beer <u>27,570.80</u>
		76,940.25
44,298.88		Stock Transferred to Inuvik 875.51
Less Refunds: <u>271.20</u>	44,027.68	
Brokerage	75.63	
Freight - 7,318.22		
Loss Refunds: <u>27.35</u>	7,290.87	
Transit Insurance	36.25	
Stock transferred from: Yellowknife 719.28	719.28	
	<u>72,134.02</u>	
GROSS PROFIT:	<u>37,491.47</u>	
	\$ <u>109,625.49</u>	\$ <u>109,625.49</u>

CERTIFIED CORRECT:


A. Pohlak, Accountant.

NORTHWEST TERRITORIES LIQUOR SYSTEM

PROFIT AND LOSS STATEMENT


NORMAN WELLS STORE

1 April 1964 - to - 31 March 1965

<u>DEBIT</u>		<u>CREDIT</u>
<u>EXPENSES:</u>		Gross Profit from Sales : \$ 37,491.47
Salaries	4,331.54	
Liability Insurance	5.00	
Bonding	7.56	
Postage	14.00	Other Revenue:
Supplies, Office	44.53	1963-1964 Refunds 54.78
Supplies & Materials	191.86	
Sundries	25.00	
Equipment	130.25	
Stock Insurance	78.04	
	<u>4,827.78</u>	
<u>STORES:</u>		
Maintenance	131.23	
Power	125.37	
Fuel	512.50	
Insurance *	* 303.85	
	<u>1,072.95</u>	
		<u>5,900.73</u>
NET PROFIT	31,645.52	
	<u>\$ 37,546.25</u>	<u>\$ 37,546.25</u>

* Insurance Prepaid to
1 October 1965.

CERTIFIED CORRECT:


A. Pohlak, Accountant.

NORTHWEST TERRITORIES LIQUOR SYSTEM


TRADING ACCOUNT

FROBISHER BAY STORE

1 April 1964 - to - 31 March 1965

<u>DEBIT</u>		<u>CREDIT</u>	
Inventory 1 April 1965	\$ 59,144.21	Inventory 31 March 1965	\$ 62,818.81
PURCHASES:		SALES:	
Spirits -	58,360.25	Spirits	104,046.15
Wine -	4,323.24	Wine	7,912.70
Ale &		Ale &	
Beer -	49,882.50	Beer	77,201.25
	<u>112,565.99</u>		<u>189,160.10</u>
LESS		Less Sales	
Refunds:	<u>534.30</u>	Discounts:	<u>696.07</u>
	112,031.69		188,464.03
Freight	18,936.23		
Transit Insurance	1,033.49		
	<u>191,145.82</u>		
GROSS PROFIT:	60,137.02		
	<u>\$ 251,282.84</u>		<u>\$ 251,282.84</u>

CERTIFIED CORRECT:



A. Fohlak, Accountant.

NORTHWEST TERRITORIES LIQUOR SYSTEM

PROFIT AND LOSS STATEMENT

FROBISHER BAY STORE

1 April 1964 - to - 31 March 1965

DEBIT

CREDIT

EXPENSES:

Salaries	\$	4,961.67	
Liability Insurance		5.00	
Bonding		7.56	
Telephone & Telegraph		219.94	
Postage		23.00	
Supplies - Office		114.29	
Supplies & Materials		668.45	
Stock Insurance		273.13	
Delivery Discounts		1,148.33	
		<hr/>	7,421.37

Gross Profit from Sales : \$ 60,137.02

Other Revenue-

Rentals	800.00
1963-1964 Refunds	116.01

STORE:

Maintenance	1,621.44
Power	921.20
Fuel	2,024.57
Water & Sewer	72.00
	<hr/>
	4,639.21

12,060.58


NET PROFIT:

48,992.45

\$ 61,053.03

\$ 61,053.03

CERTIFIED CORRECT:



A. Pohlak, Accountant

AP/mc

NORTHWEST TERRITORIES LIQUOR SYSTEM

PROFIT AND LOSS STATEMENT

EASTERN ARCTIC

(Mail Order)
&


RANKIN INLET

1 April 1964 - to - 31 March 1965

<u>DEBIT</u>		<u>CREDIT</u>	
Inventory 1 April 1964:		Inventory 31 March 1965:	
RANKIN INLET:	\$ 3,525.88	RANKIN INLET:	\$ 2,239.88
 PURCHASES:		 SALES: Mail Orders:	
Spirits- 1,613.77		Spirits-2,953.15	
Wine - 411.27		Wine - 653.20	
Ale &		Ale & Beer - 257.40	
Beer - <u>5,046.20</u>	8,071.24		3,864.05
		Ale & Beer -18,366.40	
Freight:	1,429.04	Less 10% - <u>1,836.63</u> *	16,529.77
Transit Insurance	<u>82.16</u>		
	13,108.32		
 NET PROFIT:	 <u>9,525.38</u>		
	 \$ <u><u>22,633.70</u></u>		 \$ <u><u>22,633.70</u></u>

* 10% of Gross Sales to Hudson's Bay Company at Rankin Inlet for Handling.

CERTIFIED CORRECT:



A. Pohlak, Accountant.

AP/mc

NORTHWEST TERRITORIES LIQUOR SYSTEM


PROFIT AND LOSS STATEMENT

CHURCHILL

1 April 1964 - to - 31 March 1965

<u>DEBIT</u>		<u>CREDIT</u>	
Inventory 1 April 1964	N11	Inventory 31 March 1965	N11
PURCHASES:		SALES:	
Spirits	\$ 4,579.66	Spirits	\$ 7,173.10
Wine	<u>501.26</u>	Wine	<u>1,041.20</u>
	\$ 5,081.02		
Freight	344.35		
Packing Materials	<u>160.20</u>		
	\$ 5,585.57		
NET PROFIT:	2,628.73		
	<u>\$ 8,214.30</u>		
			<u>\$ 8,214.30</u>

CERTIFIED CORRECT:



A. Pohlak, Accountant.

AP/mc

NORTHWEST TERRITORIES LIQUOR SYSTEM


PROFIT AND LOSS STATEMENT

CANADA TUNGSTEN

1 April 1964 - to - 31 March 1965

<u>DEBIT</u>		<u>CREDIT</u>	
Inventory 1 April 1964	Nil	Inventory 31 March 1965	Nil
PURCHASES:		SALES:	
Spirits	\$ 4,060.64	Spirits	\$ 5,405.70
Wine	1,236	Wine	210.55
Beer & Ale	<u>1,700.44</u>	Ale & Beer	2,183.60
	\$ 5,993.44		
NET PROFIT:	1,896.41		
	<u><u>\$ 7,799.85</u></u>		<u><u>\$ 7,799.85</u></u>

CERTIFIED CORRECT:


A. Pohlak, Accountant.

AP/mc

NORTHWEST TERRITORIES LIQUOR SYSTEMCOMPARATIVE STATEMENT OF OPERATIONSYEARS ENDING 31 MARCH 1964 AND 1965

	<u>1964</u>	<u>1965</u>
SALES: Spirits	\$ 986,245.30	\$ 1,065,974.45
Wine	121,458.30	159,414.85
Ale & Beer	1,045,583.68	1,127,869.30
	<u>2,153,287.28</u>	<u>2,353,258.60</u>
Gross Profit from Sales	1,050,114.89	1,131,722.37
Sales: Class "A" Permits	5,724.00	-
Class "B" Permits	59,507.91	56,034.18
Special Licences	1,148.00	1,951.00
Refunds:		
Travel	211.85	385.74
Miscellaneous	44.05	.05
Previous Year	4,193.57	2,337.81
Rentals:	5,418.99	6,176.16
Licences Fees	16,050.86	13,716.88
	<u>1,142,744.12</u>	<u>1,212,324.19</u>
LESS: Operating Expenses-		
<u>Administration</u>		
Salaries	29,354.55	26,372.43
Liability Insurance	10.00	5.00
Bonding	30.25	30.25
Travel- Business	3,696.94	3,090.00
Travel- Medical	224.00	168.00
Telegraph & Telephone	1,031.39	742.01
Postage	358.00	413.00
Supplies- Office	919.52	661.10
Sundries	4.60	57.47
Equipment	64.52	250.68
Office Maintenance	178.50	279.44
Power	22.00	24.00
Water & Sewer	86.64	
<u>Housing</u>		
Maintenance	363.66	477.01
Power	455.83	447.41
Fuel	699.24	663.12
Water & Sewer	296.40	295.40
Insurance	163.50	
Advances	75.00	
<u>STORES: Yellowknife</u>	43,398.93	38,008.30
Fort Smith	19,067.06	18,316.90
Hay River	16,352.21	16,033.33
Inuvik	20,802.94	24,350.69
Norman Wells	4,391.51	5,900.73
Frobisher Bay	10,860.14	12,060.58
Staff Houses- Yellowknife	4,264.47	3,749.73
	<u>157,171.80</u>	<u>152,397.58</u>
NET PROFIT FOR THE YEAR	\$ 985,572.32	\$ 1,059,926.61

NORTHWEST TERRITORIES LIQUOR SYSTEM

COMPARATIVE STATEMENT OF OPERATIONS

WELLSVILLE STORE

YEARS ENDING 31 MARCH 1964 AND 1965

	<u>1964</u>	<u>1965</u>
SALES:		
Spirits	\$ 324,719.40	\$ 335,089.75
Wine	41,204.15	51,929.25
Ale & Beer	350,158.50	359,053.80
	<u>716,082.05</u>	<u>746,072.80</u>
Gross Profit from Sales	357,440.65	372,255.96
Class "A" Permits	1,547.00	-
Rentals	2,781.00	2,738.15
Refunds	4,193.57	1,258.66
	<u>365,962.22</u>	<u>376,252.77</u>
LESS Operating Expenses;		
Salaries	30,297.15	28,277.10
Liability Insurance	10.00	5.00
Bonding	37.80	37.80
Telegraph & Telephone	165.00	181.50
Postage	7.00	7.00
Supplies- Office	45.57	351.69
Supplies & Materials	1,441.73	256.96
Equipment	844.04	40.97
Stock Insurance	1,415.15	898.85
Deliveries	4,360.23	4,455.75
Maintenance	1,152.35	330.00
Power	1,236.96	1,161.10
Fuel	2,233.08	1,888.65
Water & Sewer	102.87	115.93
Loxtaves- Maintenance	475.87	151.94
Power	1,550.80	1,500.97
Fuel	1,487.15	1,378.62
Water & Sewer	705.85	718.20
Insurance	44.80	-
	<u>47,663.40</u>	<u>41,758.03</u>
NET PROFIT:	<u>\$ 318,298.82</u>	<u>\$ 334,494.74</u>

NORTHWEST TERRITORIES LIQUOR SYSTEM

COMPARATIVE STATEMENT OF OPERATIONS

FORT SMITH STORE

YEARS ENDING 31 MARCH 1964 AND 1965

	<u>1964</u>	<u>1965</u>
SALES:		
Spirits	\$ 138,878.50	\$ 146,958.35
Wine	40,609.65	45,705.90
Ale & Beer	142,537.20	150,083.60
	<u>322,025.35</u>	<u>342,748.35</u>
Gross Profit from Sales	162,247.65	178,276.98
Class "A" Permits	741.00	
Rentals	621.00	621.00
Misc. Refund	.35	496.91
	<u>163,610.00</u>	<u>179,394.89</u>
LESS: Operating Expenses:		
Salaries	11,875.12	11,243.53
Liability Insurance	10.00	5.00
Bonding	15.10	15.10
Telegraph & Telephone	192.50	207.85
Postage	27.00	27.00
Supplies - office	19.95	176.10
Supplies & Materials	661.69	653.20
Stock Insurance	1,065.42	1,023.33
Delivery Discount	1,838.84	1,589.33
Store-Maintenance	29.54	562.15
-Power	839.55	786.47
-Fuel	2,300.10	2,243.54
- Water & Sewer	129.15	299.90
Equipment	63.10	
	<u>19,067.06</u>	<u>28,316.90</u>
NET PROFIT FOR YEAR	\$ <u>144,542.94</u>	\$ <u>161,077.99</u>

NORTHWEST TERRITORIES LIQUOR SYSTEM

COMPARATIVE STATEMENT OF OPERATIONS

HAY RIVER STORE

YEARS ENDING 31 MARCH 1964 AND 1965

	<u>1964</u>	<u>1965</u>
SALES:		
Spirits	\$ 190,056.20	\$ 239,045.05
Wine	24,725.10	39,056.85
Ale & Beer	214,503.10	279,674.05
	<u>429,285.40</u>	<u>557,775.95</u>
Gross Profit from Sales	229,080.40	286,000.46
Class "A" Permits	1,155.00	
Previous years Revenue		175.18
	<u>230,235.40</u>	<u>286,175.64</u>
LESS: Operating Expenses:		
Medical Travel	80.00	208.00
Salaries	8,985.53	12,221.85
Liability Insurance	9.96	5.00
Staff Bonding	15.10	15.10
Telegraph & Telephone	179.20	179.20
Postage	26.00	10.00
Supplies- Office	16.16	243.26
Supplies & Materials	666.59	578.27
Stock Insurance	490.38	446.21
Delivery Discounts	2,602.50	
Store - Maintenance	282.12	467.30
- Power	536.74	603.91
- Fuel	650.35	312.21
- Water & Sewer	59.90	99.80
Relief Vendor & Removal Expenses		583.56
Sundries	4.25	
Equipment	1,747.43	59.56
	<u>16,352.21</u>	<u>16,033.33</u>
NET PROFIT:	\$ <u>213,883.19</u>	\$ <u>270,142.31</u>

NORTHERN TERRITORIES LIQUOR SYSTEM

COMPARATIVE STATEMENT OF OPERATIONS

INUVIK STORE

YEARS ENDING 31 MARCH 1964 and 1965

	<u>1964</u>	<u>1965</u>
SALES:		
Spirits	\$ 184,712.75	\$ 178,579.70
Wine	6,023.15	10,358.45
Ale & Beer	213,731.98	213,378.40
	<u>404,467.88</u>	<u>402,316.55</u>
Gross Profit from Sales	174,828.43	183,509.96
Glass "A" Permits	822.00	
Misc. Revenue	30.00	235.32
	<u>175,700.43</u>	<u>183,746.28</u>
LESS: Operating Expenses:		
Salaries	8,608.83	13,125.48
Liability Insurance	9.96	5.00
Staff Bonding	15.10	15.10
Telegraph & Telephone	165.00	187.83
Postage	18.00	19.00
Supplies- Office	81.51	230.78
Supplies & Materials	581.90	310.89
Stock Insurance	1,730.05	,539.63
Delivery Discount	2,266.86	1,847.34
Truck Operation	38.18	
Store - Maintenance	1,201.69	1,289.65
- Power	924.42	1,021.61
- Water & Sewer	95.32	120.00
- Fuel	4,457.50	4,767.50
Relief Vendor		854.13
Sundries	15.50	15.50
Equipment	593.12	
	<u>20,802.94</u>	<u>24,350.69</u>
NET PROFIT:	<u>\$ 154,897.49</u>	<u>\$ 159,395.59</u>

NORTHWEST TERRITORIES LIQUOR SYSTEM

COMPARATIVE STATEMENT OF OPERATIONS

NORMAN WELLS STORE

YEARS ENDING 31 MARCH 1964 AND 1965

	<u>1964</u>	<u>1965</u>
SALES:		
Spirits	\$ 46,949.35	\$ 46,722.70
Wine	2,690.00	2,546.75
Ale & Beer	31,537.20	27,670.80
	<u>81,176.55</u>	<u>76,940.25</u>
Gross Profit from Sales	40,279.94	37,491.47
Class "A" Permits	206.00	
Refund of Rent	13.70	54.78
	<u>40,449.64</u>	<u>37,546.25</u>
LESS: OPERATING EXPENSES:		
Salaries	3,393.00	4,331.54
Bonding	7.93	5.00
Liability Insurance	9.96	7.56
Postage	22.00	12.00
Sundries	24.55	25.00
Supplies & Materials	127.55	191.86
Stock Insurance	311.50	130.25
Supplies - Office	26.26	44.53
Store Maintenance	287.88	131.23
-Power		125.37
-Fuel		512.50
-Insurance		303.85
	<u>4,391.51</u>	<u>5,900.73</u>
NET PROFIT:	<u>\$ 36,058.13</u>	<u>\$ 31,645.52</u>

NORTHWEST TERRITORIES LIQUOR SYSTEM

COMPARATIVE STATEMENT OF OPERATIONS

PROBISHER BAY STORE

YEARS ENDING 31 MARCH 1964 AND 1965

	<u>1964</u>	<u>1965</u>
SALES:		
Spirits	\$ 90,433.65	\$ 104,046.15
Wine	5,241.30	7,912.70
Ale & Beer	84,914.90	77,201.25
	<u>180,594.85</u>	<u>189,160.10</u>
Gross Profit from Sales	79,261.30	60,137.02
Warehouse Rent		300.00
Class "A" Permits	205.00	
Refunds		<u>116.01</u>
	<u>79,486.30</u>	<u>61,053.03</u>
LESS: Operating Expenses:		
Salaries	3,924.05	4,961.67
Liability Insurance	9.96	5.00
Staff Bonding	7.56	7.56
Telegraph & Telephone	156.96	219.94
Postage	14.00	23.00
Supplies - Office	5.00	111.29
Materials - Store	437.06	668.45
Stock Insurance	733.41	273.13
Delivery Allowance	1,851.30	1,148.33
Store - Maintenance	300.63	1,621.44
- Power	1,362.85	921.20
- Fuel	1,858.26	2,024.57
- Water & Sewer	199.00	72.00
	<u>10,860.14</u>	<u>12,060.58</u>
NET PROFIT:	<u>\$ 68,626.16</u>	<u>\$ 48,992.45</u>

NORTHWEST TERRITORIES LIQUOR SYSTEM

COMPARATIVE STATEMENT OF OPERATIONS

CHURCHILL

YEARS ENDING 31 MARCH 1964 AND 1965

	<u>1964</u>	<u>1965</u>
SALES:		
Spirits	\$ 7,392.75	7,173.10
Wine	430.30	1,041.20
	<u>7,823.05</u>	<u>8,214.30</u>
NET PROFIT:	\$ <u>2,525.85</u>	\$ <u>2,628.73</u>

NORTHWEST TERRITORIES LIQUOR SYSTEM
COMPARATIVE STATEMENT OF OPERATIONS
EASTERN ARCTIC & PAKIN INLET
YEARS ENDING 31 MARCH 1964 AND 1965

	<u>1964</u>	<u>1965</u>
SALES:		
Spirits	\$ 3,097.70	\$ 2,953.45
Wine	533.65	653.20
Ale	8,200.80	18,623.80
	<u>\$ 11,832.15</u>	<u>\$ 22,230.45</u>
NET PROFIT:	<u>\$ 4,790.67</u>	<u>\$ 9,525.33</u>