


2015 Official Voting Results



21 December, 2015

The Honourable Jackson Lafferty
Speaker
Legislative Assembly of the Northwest Territories
P.O. Box 1320
Yellowknife, NT X1A 2L9

Dear Mr. Speaker,

Official Voting Results

In accordance with section 265 of the *Elections and Plebiscites Act* it is my pleasure to provide you with a report on the Official Voting Results for the 18th Territorial General Election.

This report provides all the detail set out in subsection 265(1), by polling division, for the 18 electoral districts that held electoral events and documents the acclamation that occurred in the district of Monfwi.

Sincerely,



Nicole Latour
Chief Electoral Officer

Contents

Preface	3
Voting Opportunities	5
Special Voting Opportunities	6
Ballots Cast by Electoral District	8
Deh Cho	9
Frame Lake	10
Great Slave	11
Hay River North	12
Hay River South	13
Inuvik Boot Lake	14
Inuvik Twin Lakes	15
Kam Lake	16
Mackenzie Delta	17
Monfwi	18
Nahendeh	19
Nunakput	20
Range Lake	21
Sahtu	22
Thebacha	23
Tu Nedhé-Willideh	24
Yellowknife Centre	25
Yellowknife North	26
Yellowknife South	27

Preface

On October 20, 2015, the Commissioner of the Northwest Territories signed the Writ of Election Order. The Order directed the Chief Electoral Officer to issue writs of election for all 19 electoral districts upon dissolution of the 17th Legislative Assembly of the Northwest Territories on October 25, 2015.

The Writ of Election Order fixed November 23, 2015 as the day on which a poll, if required, must be held. The Order adhered to paragraph 39(2)(c) of the *Elections and Plebiscites Act* in keeping a minimum 28-day campaign period.

Writs of election were issued by the Chief Electoral Officer to Returning Officers for each electoral district the morning of October 26. The writs were made returnable no later than December 7, 2015, two weeks after polling day. Proclamations for the election were posted October 26 and the electoral event commenced.

Candidates

The nomination period opened on October 26 and closed at 2:00 pm October 30. By 5:00 p.m. that same day no declarations of withdrawals were received and a total of 60 candidates stood for election.

In the electoral district of Monfwi, a single candidate was acclaimed on October 30, 2015. The remaining 18 electoral districts proceeded with electoral events.

Seven candidates stood for election in the district of Nahendeh, making it the longest ballot paper in the 2015 election. Ten women stood for election in nine districts, representing 17 percent of the total number of candidates.

Voting

Prior to ordinary polling day, a number of Special Voting Opportunity polls were offered. Electors who participated in Absentee, Mobile, Multi-District, Advance, or Voting in the Office of the Returning Officer polls represented 27 percent of ballots cast in the territorial general election.

As in 2011, the largest turnout was seen in the Voting in the Office of the Returning Officer poll which accounted for 79 percent of all ballots cast in Special Voting Opportunities.

Electors were being struck from the Register of Electors as having voted as early as October 30 through the administration of the Absentee Ballot.

In total, 12,702 ballots were cast in the 2015 Territorial General Election, representing a 44 percent voter turnout. This was an increase of 873 ballots over the 11,865 that were cast in 2011.

Judicial Recounts

In accordance with subsection 206(1) of the *Elections and Plebiscites Act*, polling results triggered judicial recounts in the electoral districts of Nunakput, Range Lake, and Yellowknife North. Subsection 206(1) requires a Returning Officer to make an application to a judge for a recount if, after the official addition, a tie occurs between two candidates or if the number of votes separating the candidate with the most votes from any other candidate is less than two percent of the total votes cast. The latter case occurred in all three instances.

Judicial recounts occurred in the Supreme Court of the Northwest Territories on November 30, 2015 and December 1, 2015 and determined official results for the districts of Nunakput, Range Lake and Yellowknife North.

The judicial recounts upheld the initial unofficial results for the electoral districts of Nunakput and Yellowknife North. The Range Lake recount reduced the margin of win from ten to five ballot papers, but upheld the victory of the candidate identified in the unofficial results.

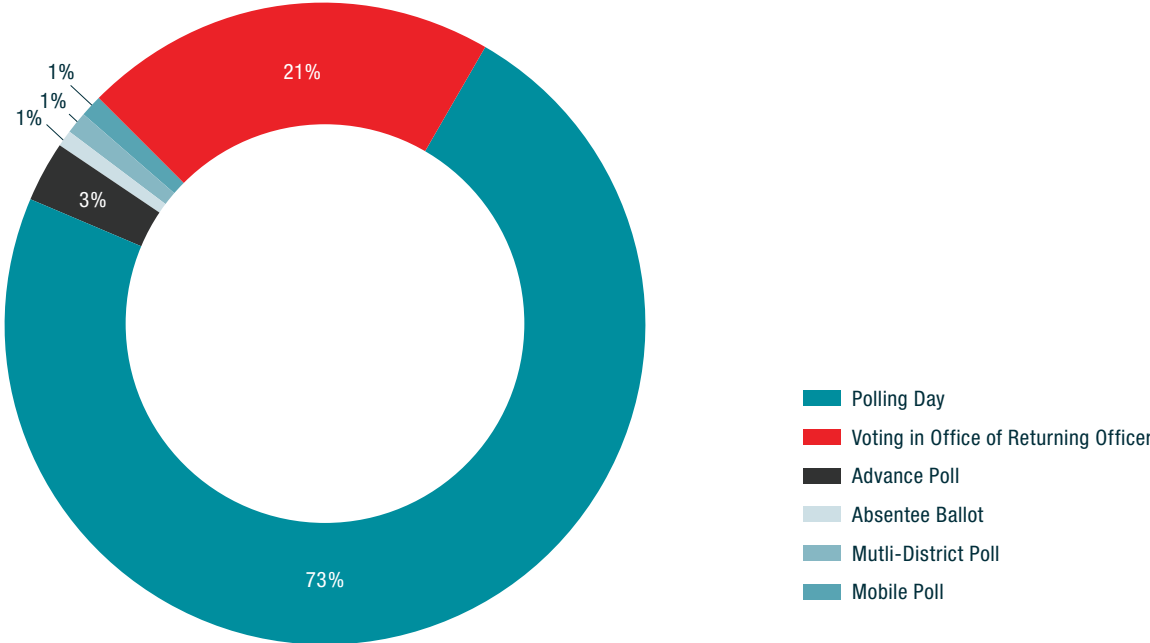
Reporting

Upon the close of ordinary polls the unofficial results were reported to the public on the Elections NWT website. With the exception of the three districts that underwent judicial recounts, Returning Officers conducted official addition in the following days to determine official results and completed their Returns of the Writ of Election.

All Returns of the Writ of Election were returned to the Office of the Chief Electoral Officer by December 3, 2015. The names of the candidates duly elected in each electoral district are to be published in the Northwest Territories Gazette on December 22, 2015.

Voting Opportunities

Ballots Cast by Voting Opportunity, as Percentage of the Total Ballots Cast



	All Ballots	Polling Day	Advance Poll	Absentee Ballot	Multi-District Poll	Mobile Poll	Voting in Office of Returning Officer
Total*	12,707	9,299	379	110	100	119	2,700
Percentage		73%	3%	1%	1%	1%	21%

* includes rejected and declined ballots

Special Voting Opportunities

Mobile polls were available in each electoral district.

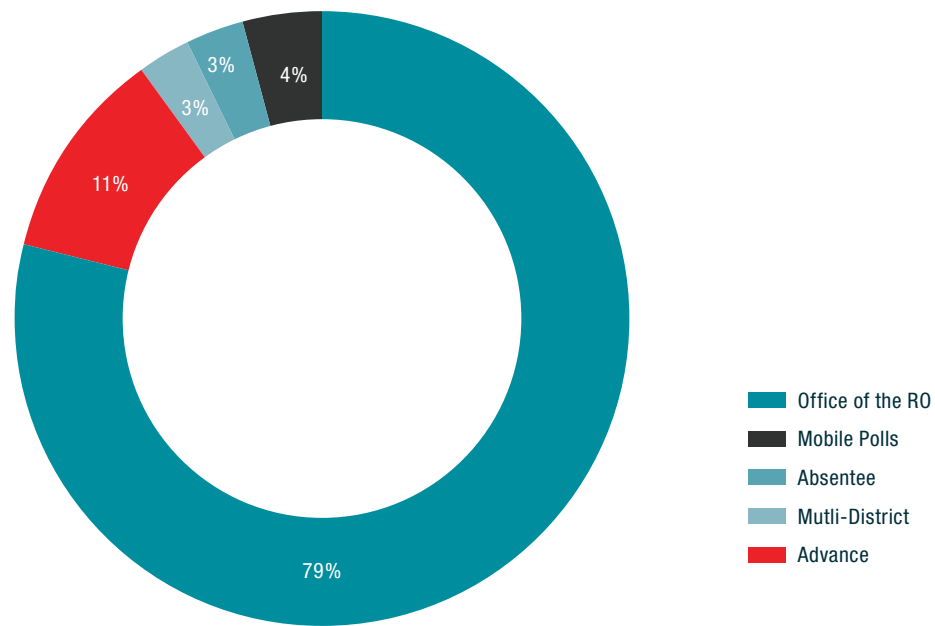
There was an **Advance** poll held in each community in an electoral district that does not have a resident Returning Officer.

A **Voting in the Office of the Returning Officer** poll occurred in each electoral district in community with a resident Returning Officer.

The **Absentee Ballot** poll was administered as a single poll for all electoral districts.

A **Multi-District** poll was administered in eight locations; all adult correctional facilities, the three main Aurora College campuses, and a single diamond mine granted Elections NWT permission to hold multi-district polls for all electoral districts.

Ballots Cast by Type of Special Voting Opportunity, as a Percentage of Total Ballots Cast



Ballots Cast by Special Voting Opportunity, by Electoral District

Electoral District	Total Ballots*	Ballots cast by Special Voting Opportunity	Ballots cast by Special Voting Opportunity as a percentage of total votes
Deh Cho	471	59	13%
Frame Lake	548	127	23%
Great Slave	650	145	22%
Hay River North	712	302	42%
Hay River South	790	424	54%
Inuvik Boot Lake	415	75	18%
Inuvik Twin Lakes	438	139	32%
Kam Lake	486	75	15%
Mackenzie Delta	655	208	32%
Monwi**	0	0	0%
Nahendeh	1,001	392	39%
Nunakput	751	137	18%
Range Lake	662	116	18%
Sahtu	931	153	16%
Thebacha	943	329	35%
Tu Nedhé-Wiilideh	587	54	9%
Yellowknife Centre	869	263	30%
Yellowknife North	1,103	277	25%
Yellowknife South	695	133	19%
Totals	12,707	3,408	27%

* includes rejected and declined ballots

**candidate was acclaimed

Ballots Cast by Electoral District

Electoral District	Number of Candidates	Polling Divisions	Total Ballots*	Number of Registered Electors	Voter Turnout as a percentage
Deh Cho	4	5	471	776	61%
Frame Lake	4	5	548	1,982	28%
Great Slave	2	4	650	2,384	27%
Hay River North	3	4	712	1,377	52%
Hay River South	3	3	790	1,374	57%
Inuvik Boot Lake	2	3	415	971	43%
Inuvik Twin Lakes	2	2	438	1,014	43%
Kam Lake	2	5	486	1,923	25%
Mackenzie Delta	4	5	655	998	66%
Monfwi**	1	7	0	1,711	0%
Nahendeh	7	8	1,001	1,661	60%
Nunakput	5	5	751	991	76%
Range Lake	2	6	662	2,092	32%
Sahtu	4	6	931	1,592	58%
Thebacha	3	6	943	1,844	51%
Tu Nedhé-Wiilideh	2	4	587	822	71%
Yellowknife Centre	2	5	869	2,316	38%
Yellowknife North	5	5	1,103	2,448	45%
Yellowknife South	3	5	695	2,097	33%
Totals	60	93	12,707	28,662	44%

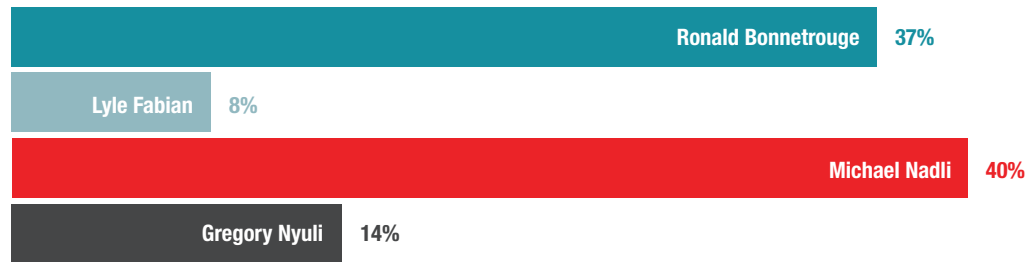
* includes rejected and declined ballots

**candidate was acclaimed

Deh Cho

Returning Officer: Vivianne Cadieux

Candidates: Ronald Bonnetrouge
 Lyle Fabian
 Michael Nadli
 Gregory Nyuli



	Ronald Bonnetrouge	Lyle Fabian	Michael Nadli	Gregory Nyuli	Rejected	Declined	Total Ballots	Registered Electors	Turnout
Total Votes:	172	40	190	66	3	0	471	776	61%
1 - Fort Providence	56	8	98	35	3	0	200	348	57%
2 - Kakisa	8		6		0	0	14	21	67%
3 - Enterprise	5	3	4	4	0	0	16	81	20%
4 - Hay River Reserve	24	16	18	3	0	0	61	122	50%
5 - Fort Providence	51	7	45	18	0	0	121	204	59%
Special Voting Opportunities	28	6	19	6	0	0	59	0	0

Candidate duly elected: Michael Nadli


Margin*: 18 (4%)

**the margin by which the Candidate receiving the most votes exceeded the second-place Candidate, as a total and as a percentage.*

Frame Lake

Returning Officer: Mona Durkee

Candidates: Roy Erasmus
 Jan Fullerton
 Kevin O'Reilly
 David Wasylciw



	Roy Erasmus	Jan Fullerton	Kevin O'Reilly	David Wasylciw	Rejected	Declined	Total Ballots	Registered Electors	Turnout
Total Votes:	117	141	156	132	2	0	548	1,982	28%
1	21	36	33	35	0	0	125	443	28%
2	15	18	17	7	0	0	57	345	17%
3	8	15	5	10	1	0	39	273	14%
4	31	15	13	23	1	0	83	476	17%
5	12	22	53	30	0	0	117	445	26%
Special Voting Opportunities	30	35	35	27	0	0	127	0	0

Candidate duly elected: Kevin O'Reilly

Margin*: 15 (3%)

**the margin by which the Candidate receiving the most votes exceeded the second-place Candidate, as a total and as a percentage.*

Great Slave

Returning Officer: Brenda Kolson

Candidates: Glen Abernethy
Chris Clarke



	Glen Abernethy	Chris Clarke	Rejected	Declined	Total Ballots	Registered Electors	Turnout
Total Votes:	511	135	4	0	650	2,384	27%
1	68	19	0	0	87	406	21%
2	50	17	1	0	68	535	13%
3	138	45	1	0	184	897	21%
4	141	24	1	0	166	546	30%
Special Voting Opportunities	114	30	1	0	145	0	0

Candidate duly elected: Glen Abernethy

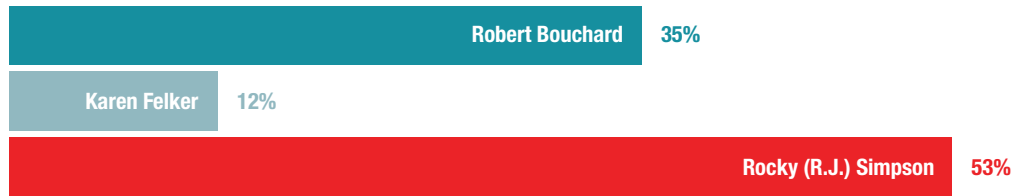
Margin*: 376 (58%)

**the margin by which the Candidate receiving the most votes exceeded the second-place Candidate, as a total and as a percentage.*

Hay River North

Returning Officer: Marny Twigge

Candidates: Robert Bouchard
 Karen Felker
 Rocky (R.J.) Simpson



	Robert Bouchard	Karen Felker	Rocky (R.J.) Simpson	Rejected	Declined	Total Ballots	Registered Electors	Turnout
Total Votes:	252	84	375	1	0	712	1,377	52%
1	29	4	41	0	0	74	251	29%
2	33	2	51	0	0	86	276	31%
3	37	16	85	0	0	138	456	30%
4	29	21	61	1	0	112	394	28%
Special Voting Opportunities	124	41	137	0	0	302	0	0

Candidate duly elected: Rocky (R.J.) Simpson

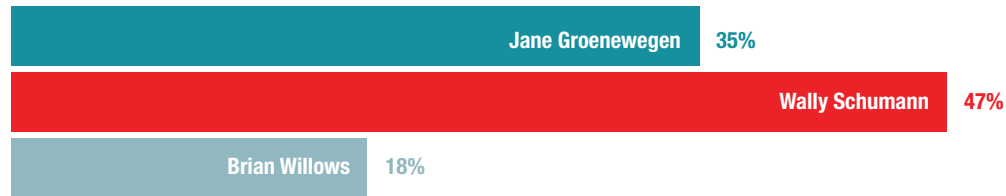
Margin*: 123 (17%)

**the margin by which the Candidate receiving the most votes exceeded the second-place Candidate, as a total and as a percentage.*

Hay River South

Returning Officer: Heather Coakwell

Candidates: Jane Groenewegen
Wally Schumann
Brian Willows



	Jane Groenewegen	Wally Schumann	Brian Willows	Rejected	Declined	Vote Total	Registered Electors	Turnout
Total Votes:	274	372	142	2	0	790	1,374	57%
1	26	34	19	0	0	79	272	29%
2	23	29	9	0	0	61	270	23%
3	23	38	17	0	0	78	302	26%
4	30	33	20	0	0	83	350	24%
5	17	41	6	1	0	65	180	36%
Special Voting Opportunities	155	197	71	1	0	424	0	0

Candidate duly elected: Wally Schumann

Margin*: 98 (12%)

**the margin by which the Candidate receiving the most votes exceeded the second-place Candidate, as a total and as a percentage.*

Inuvik Boot Lake

Returning Officer: Debbie Gordon-Ruben

Candidates: Desmond Z. Loreen
Alfred Moses



	Desmond Z. Loreen	Alfred Moses	Rejected	Declined	Vote Total	Registered Electors	Turnout
Total Votes:	47	366	2	0	415	971	43%
1	8	48	1	0	57	118	48%
2	9	148	1	0	158	449	35%
3	25	100	0	0	125	404	31%
Special Voting Opportunities	5	70	0	0	75	0	0

Candidate duly elected: Alfred Moses

Margin*: 319 (77%)

**the margin by which the Candidate receiving the most votes exceeded the second-place Candidate, as a total and as a percentage.*

Inuvik Twin Lakes

Returning Officer: Juanita Bourque

Candidates: Jimmy Kalinek
Robert C. McLeod



	Jimmy Kalinek	Robert C. McLeod	Rejected	Declined	Vote Total	Registered Electors	Turnout
Total Votes:	174	262	1	1	438	1,014	43%
1	74	108	0	0	182	538	34%
2	44	71	1	1	117	476	25%
Special Voting Opportunities	56	83	0	0	139	0	0

Candidate duly elected: Robert C. McLeod

Margin*: 88 (20%)

**the margin by which the Candidate receiving the most votes exceeded the second-place Candidate, as a total and as a percentage.*

Kam Lake

Returning Officer: Mary Beauchamp

Candidates: Dave Ramsay
Kieron Testart



	Dave Ramsay	Kieron Testart	Rejected	Declined	Vote Total	Registered Electors	Turnout
Total Votes:	202	280	4	0	486	1,923	25%
1	14	44	1	0	59	301	20%
2	24	40	1	0	65	476	14%
3	40	52	1	0	93	404	23%
4	39	44	0	0	83	400	21%
5	39	71	1	0	111	342	32%
Special Voting Opportunities	46	29	0	0	75	0	0

Candidate duly elected: Kieron Testart

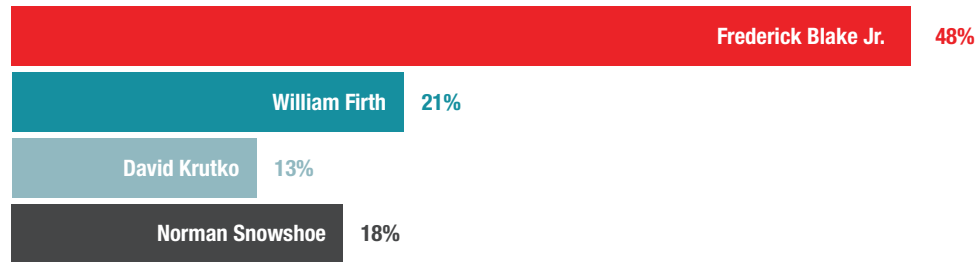
Margin*: 78 (16%)

**the margin by which the Candidate receiving the most votes exceeded the second-place Candidate, as a total and as a percentage.*

Mackenzie Delta

Returning Officer: Daryn Erigaktuak

Candidates: Frederick Blake Jr.
 William Firth
 David Krutko
 Norman Snowshoe



	Frederick Blake Jr.	William Firth	David Krutko	Norman Snowshoe	Rejected	Declined	Vote Total	Registered Electors	Turnout
Total Votes:	313	137	86	116	3	0	655	998	66%
1 - Aklavik	41	3	6	17	0	0	67	125	55%
2 - Aklavik	57	3	9	36	0	0	105	240	44%
3 - Fort McPherson	34	55	19	17	0	0	125	324	39%
4 - Fort McPherson	28	41	14	12	0	0	95	199	48%
5 - Tsiigehtchic	50	4			1	0	55	110	50%
Special Voting Opportunities	103	35	34	34	2	0	208	0	0

Candidate duly elected: Frederick Blake Jr.

Margin*: 176 (27%)

**the margin by which the Candidate receiving the most votes exceeded the second-place Candidate, as a total and as a percentage.*

Monfwi

Returning Officer: Harriet Koyina

Candidate: Jackson Lafferty

	Lafferty Acclaimed	Rejected	Declined	Total Ballots	Registered Electors	Turnout
Total Votes:		0	0	0	1,711	0
1 - Behchoko	0	0	0	0	170	0%
2 - Behchoko	0	0	0	0	427	0%
3 - Behchoko	0	0	0	0	319	0%
4 - Edzo	0	0	0	0	204	0%
5 - Whati	0	0	0	0	327	0%
6 - Gameti	0	0	0	0	179	0%
7 - Wekweeti	0	0	0	0	85	0%
Special Voting Opportunities	0	0	0	0	0	0

Candidate acclaimed as elected: Jackson Lafferty

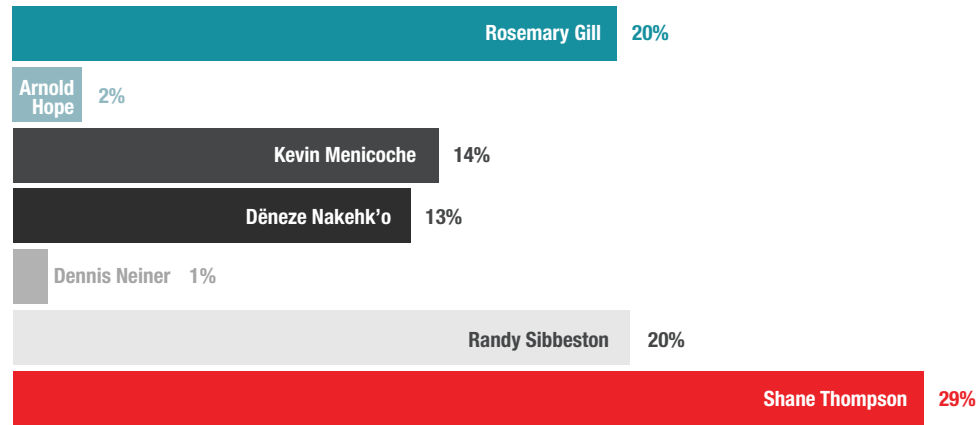
Margin*: 0 (0%)

**the margin by which the Candidate receiving the most votes exceeded the second-place Candidate, as a total and as a percentage.*

Nahendeh

Returning Officer: Tammie Cazon

Candidates: Rosemary Gill
 Arnold Hope
 Kevin Menicoche
 Dēneze Nakehk'o
 Dennis Nelner
 Randy Sibbeston
 Shane Thompson



	Rosemary Gill	Arnold Hope	Kevin Menicoche	Dēneze Nakehk'o	Dennis Nelner	Randy Sibbeston	Shane Thompson	Rejected	Declined	Total Ballots	Registered Electors	Turnout
Total Votes:	200	23	137	129	11	199	295	7	0	1,001	1,661	60%
1 - Fort Simpson	35		26	11		18	39	1	0	130	445	29%
2 - Fort Simpson	34	2	10	9	3	8	33	1	0	100	294	34%
3 - Fort Simpson	26	1	13	11	3	7	32	0	0	93	249	37%
4 - Jean Marie River	8	1	1	9			7	2	0	28	48	58%
5 - Trout Lake	1	2	15				11	2	0	31	56	55%
6 - Wrigley	17		7	7	7	2	5	1	0	46	100	46%
7 - Fort Liard	15	1	21	15		73	16	0	0	141	396	36%
8 - Nahanni Butte	4		8	16			7	5	0	40	73	55%
Special Voting Opportunities	61	10	49	36	5	66	161	4	0	392	0	0

Candidate duly elected: Shane Thompson

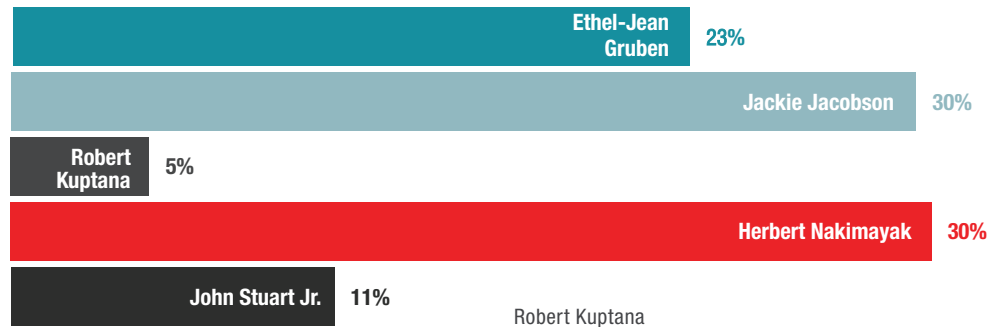
Margin*: 95 (9%)

**the margin by which the Candidate receiving the most votes exceeded the second-place Candidate, as a total and as a percentage.*

Nunakput

Returning Officer: Terri Lee Kuptana

Candidates: Ethel-Jean Gruben
 Jackie Jacobson
 Robert Kuptana
 Herbert Nakimayak
 John Stuart Jr.



	Ethel-Jean Gruben	Jackie Jacobson	35	Herbert Nakimayak	John Stuart Jr.	Rejected	Declined	Vote Total	Registered Electors	Turnout
Total Votes:	174	225		229	81	7	0	751	991	76%
1 - Tuktoyaktuk	48	62		13	16	0	0	139	237	59%
2 - Paulatuk	7	15		127	5	1	0	155	165	94%
3 - Sachs Harbour	19	1	3	7	5	0	0	35	61	57%
4 - Ulukhaktok	24	16	25	34	11	1	0	111	228	49%
5 - Tuktoyaktuk	58	61	2	16	34	3	0	174	300	58%
Special Voting Opportunities	18	70	5	32	10	2	0	137	0	0

Candidate duly elected: Herbert Nakimayak

Margin*: 4 (1%)

**the margin by which the Candidate receiving the most votes exceeded the second-place Candidate, as a total and as a percentage.*

Range Lake

Returning Officer: Linda Balsillie

Candidates: Caroline Cochrane
Daryl Dolynny



	Caroline Cochrane	Daryl Dolynny	Rejected	Declined	Vote Total	Registered Electors	Turnout
Total Votes:	333	328	1	0	662	2,092	32%
1	8	14	0	0	22	270	8%
2	23	37	0	0	60	287	21%
3	54	40	0	0	94	408	23%
4	70	57	0	0	127	415	31%
5	66	46	1	0	113	325	35%
6	58	72	0	0	130	387	34%
Special Voting Opportunities	54	62	0	0	116	0	0

Candidate duly elected: Caroline Cochrane

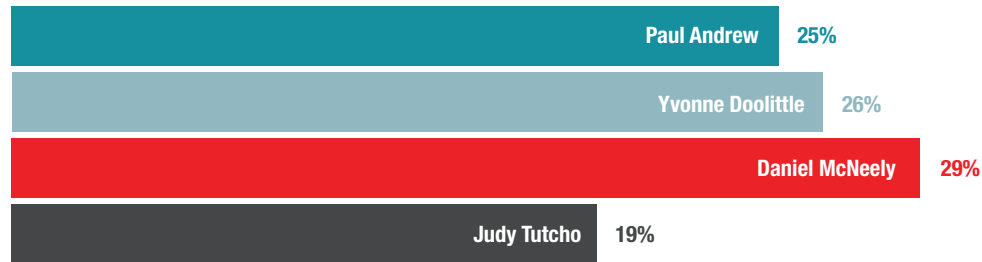
Margin*: 5 (1%)

**the margin by which the Candidate receiving the most votes exceeded the second-place Candidate, as a total and as a percentage.*

Sahtu

Returning Officer: Diana Hodgson

Candidates: Paul Andrew
 Yvonne Doolittle
 Daniel McNeely
 Judy Tutcho



	Paul Andrew 229	Yvonne Doolittle 242	Daniel McNeely 271	Judy Tutcho 175	Rejected 14	Declined 0	Vote Total 931	Registered Electors 1,592	Turnout 58%
1 - Colville Lake	6	24	15	4	3	0	52	76	68%
2 - Fort Good Hope	19	46	105	23	7	0	200	352	57%
3 - Norman Wells	10	45	28	3	0	0	86	278	31%
4 - Tulita	107	15	32	9	3	0	166	314	53%
5 - Deline	45	29	34	83	1	0	192	374	51%
6 - Norman Wells	13	37	27	5	0	0	82	198	41%
Special Voting Opportunities	29	46	30	48	0	0	153	0	0

Candidate duly elected: Daniel McNeely

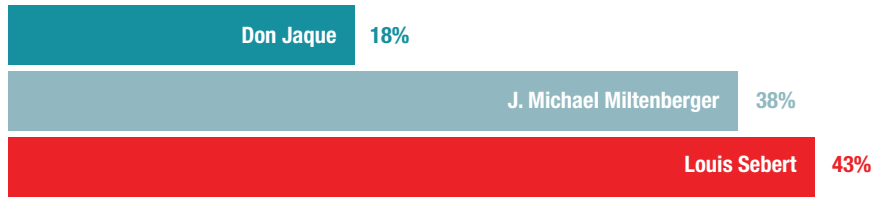
Margin*: 29 (3%)

**the margin by which the Candidate receiving the most votes exceeded the second-place Candidate, as a total and as a percentage.*

Thebacha

Returning Officer: Margo Harney

Candidates: Don Jaque
 J. Michael Miltenberger
 Louis Sebert



	Don Jaque	J. Michael Miltenberger	Louis Sebert	Rejected	Declined	Vote Total	Registered Electors	Turnout
Total Votes:	173	363	401	5	1	943	1,844	51%
1	24	50	40	0	1	115	328	35%
2	15	49	45	0	0	109	291	37%
3	14	26	23	1	0	64	187	34%
4	40	50	54	1	0	145	459	32%
5	19	33	20	1	0	73	260	28%
6	21	46	41	0	0	108	319	34%
Special Voting Opportunities	40	109	178	2	0	329	0	0

Candidate duly elected: Louis Sebert

Margin*: 38 (4%)

**the margin by which the Candidate receiving the most votes exceeded the second-place Candidate, as a total and as a percentage.*

Tu Nedhé-Wiilideh

Returning Officer: Lorraine Villeneuve

Candidates: Richard Edjericon
Tom Beaulieu



	Tom Beaulieu	Richard Edjericon	Rejected	Declined	Vote Total	Registered Electors	Turnout
Total Votes:	410	177	0	0	587	822	71%
1 - Fort Resolution	179	47	0	0	226	310	73%
2 - Łutselk'e	101	20	0	0	121	213	57%
3 - N'dilo	55	64	0	0	119	236	50%
4 - Dettah	35	32	0	0	67	63	106%
Special Voting Opportunities	40	14	0	0	54	0	0

Candidate duly elected: Tom Beaulieu

Margin*: 233 (40%)

**the margin by which the Candidate receiving the most votes exceeded the second-place Candidate, as a total and as a percentage.*

Yellowknife Centre

Returning Officer: John Dalton

Candidates: Julie Green
Robert Hawkins



	Julie Green	Robert Hawkins	Rejected	Declined	Vote Total	Registered Electors	Turnout
Total Votes:	470	389	9	1	869	2,316	38%
1	100	47	2	0	149	405	37%
2	69	87	1	0	157	472	33%
3	47	13	0	0	60	313	19%
4	46	38	1	0	85	413	21%
5	88	65	1	1	155	713	22%
Special Voting Opportunities	120	139	4	0	263	0	0

Candidate duly elected: Julie Green

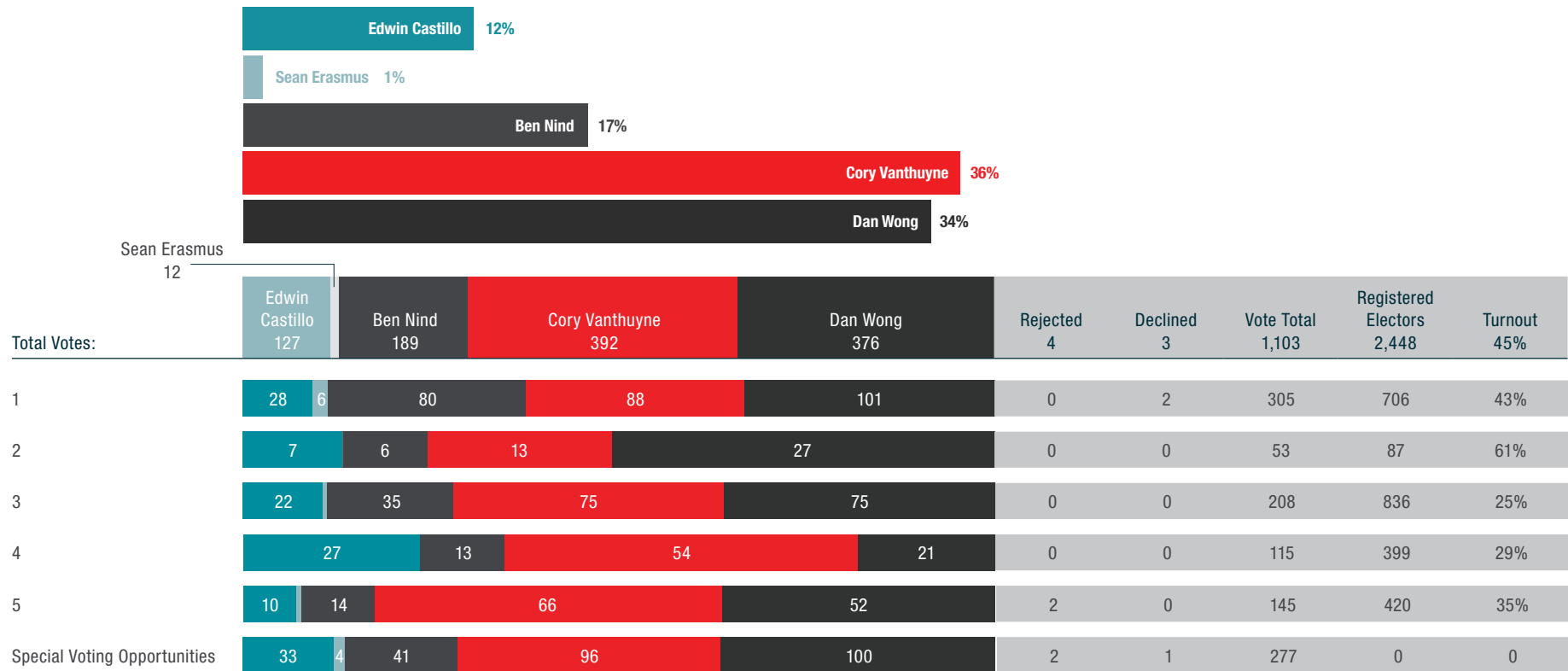
Margin*: 81 (9%)

**the margin by which the Candidate receiving the most votes exceeded the second-place Candidate, as a total and as a percentage.*

Yellowknife North

Returning Officer: Pam Dunbar

Candidates: Edwin Castillo
 Sean Erasmus
 Ben Nind
 Cory Vanthuyne
 Dan Wong



Candidate duly elected: Cory Vanthuyne

Margin*: 16 (1%)

**the margin by which the Candidate receiving the most votes exceeded the second-place Candidate, as a total and as a percentage.*

Yellowknife South

Returning Officer: Patrizia Thagard

Candidates: Robert R. McLeod
Nigit'stil Norbert
Samuel Roland



	Robert R. McLeod	Nigit'stil Norbert	Samuel Roland	Rejected	Declined	Vote Total	Registered Electors	Turnout
Total Votes:	485	179	29	2	0	695	2,097	33%
1	77	18	8	0	0	103	421	24%
2	41	44	4	0	0	89	426	21%
3	83	30	3	2	0	118	423	28%
4	118	29	3	0	0	148	436	34%
5	82	19	3	0	0	104	391	27%
Special Voting Opportunities	84	39	10	0	0	133	0	0

Candidate duly elected: Robert R. McLeod

Margin*: 306 (44%)

**the margin by which the Candidate receiving the most votes exceeded the second-place Candidate, as a total and as a percentage.*

- If you would like this information in another official language, call us.
- Kĩspin ki nitawihťĩn ā nihĩyawihk ōma ācimōwin, tipwēsĩnēn.
- Tłıchŋ yati k'ėė. Di wegodi newŋ de, gots'o goneԁe.
- ʔerihťı's dēne sũlinė yati t'a huts'elkėr xa beyėyati theʔa ʔate, nuwe ts'ėn yŋłti.
- Edi gondi dehgėh got'ıe zhatiė k'ėė edat'ėh enahddhė nide.
- K'ėhshŋ got'ıne xėdŋ k'ė hederi ʔedıhtı'ė yeriniwė nıdė dũle.
- Jii gwandak izhii gĩnjik vat'atr'ijahch'uu zhĩt yinothtan jı', diits' àt gĩnohknii.
- Uvanittuaq ilitchurisukupku inuivialuktun, ququaqluta.
- C'ıđı ııı^ıbΔ^c ııııııııı^c Δııııııııı^b, ııııııııı^c ııııııııı^c ııııııııı^c
- Hapkua titiqqat pijumagupkit inuinnaqtun, Uvaptinnut

1-844-767-9100



1-844-767-9100

electionsnwt.ca