

Main Estimates

2019-2020

Government of
Northwest Territories



Northwest Territories



Table of Contents

Introduction	ii
SUMMARY INFORMATION	
Graphs	vi
Summary of Operations	vii
Summary of Revenues	viii
Summary of Operations Expenditures	ix
Summary of Cash Flow	x
Summary of Borrowing and Estimated Borrowing Capacity	xi
Summary of Resource Revenue Sharing	xii
Summary of Active Positions	xiii
BORROWING PLAN	xv
OPERATIONSEXPENDITURES	
Legislative Assembly	1
Education, Culture and Employment	25
Environment and Natural Resources	61
Executive and Indigenous Affairs	103
Finance	131
Borrowing Plan	137
Health and Social Services	161
Industry, Tourism and Investment	199
Infrastructure	227
Justice	263
Lands	301
Municipal and Community Affairs	323
NWT Housing Corporation	365
APPENDICES	
Appendix A - Glossary	385
Appendix B - Budget Development Process	388

Introduction

The Main Estimates represent the Government of the Northwest Territories' proposed appropriations for the 2019-2020 fiscal year. The Estimates detail all expenditures projected to be incurred and all revenues projected to be earned for the period April 1, 2019 to March 31, 2020, in order to implement strategies and achieve the goals of the Government.

The 2019-2020 Budget Address is an integral part of these Estimates. The Budget Address and the Main Estimates together constitute the budget of the Northwest Territories.

The Legislative Assembly is being requested to appropriate funds at the departmental level, as detailed in the Main Estimates, for operations expenditures for the fiscal year ending March 31, 2020.

Beginning in 2009-2010, the GNWT has moved to presenting the Operations Expenditures (Main Estimates) and the Infrastructure Investment Expenditures (Capital Estimates) in two separate documents. The Capital Estimates are approved by the Legislative Assembly during its fall sitting.

Operations Expenditures

Operations Expenditures include only the proposed operating expenses for each department.

The following detailed information is provided for each department:

- **Accounting Structure Chart:** shows the department's structure for financial reporting purposes.
- **Organizational Chart:** shows the departmental structure for administrative reporting purposes.
- **Department Overview:** includes the mission and goals of the department.
- **Graphs:** illustrate the allocation of proposed expenditures to major activities and a five-year comparison of actual and proposed expenditures.
- **Department Summary:** the following information is provided for each department:
 - **Operations Expenditure Summary:** the total appropriation requirements by expenditure category for the department.
 - **Revenue Summary**
 - **Active Position Summary** – Shows the total number of positions serving the department in each region, and for each community grouping, by category.
- **Activity Summary:** the following are provided for each activity;
 - **Activity Description:** an explanation of the purpose or programs delivered for each activity.
 - **Operations Expenditure Summary:** appropriation requirements for the activity summarized by expenditure category. Comparative figures are provided for the prior year Revised Estimates, Main Estimates, and the actual expenditures for the second prior year.
 - **Program Delivery Details:** details of appropriations required for each of the major program functions within each activity. This schedule is not provided for those activities that only provide administrative service to the department.

- **Grants and Contributions:** details on the proposed grants and contributions included in the required appropriations for each activity.
- **Summary of Active Positions – by Region:** the total number of positions, by category, serving the activity in each region.
- **Summary of Active Positions – Community Allocation:** the total number of positions, by category, serving the activity by community groupings.
- **Summary of Work Performed on Behalf of Others:** The Government undertakes to perform certain functions, in the Northwest Territories, on behalf of the Government of Canada or others. Expenditures incurred for these activities are fully recovered and are not required to be voted on by the Legislative Assembly.
- **Other Information Items:** Includes proposed departmental expenditures or financial activities related to various public agencies or revolving funds.

For further clarification on terms used in the Main Estimates and the budget development process, please consult the Glossary in Appendix A and the Budget Development Process in Appendix B.

Main Estimates and Budget Address documents for prior fiscal years are available on the Department of Finance website:

<https://www.fin.gov.nt.ca/en/services/budget-and-main-estimates>

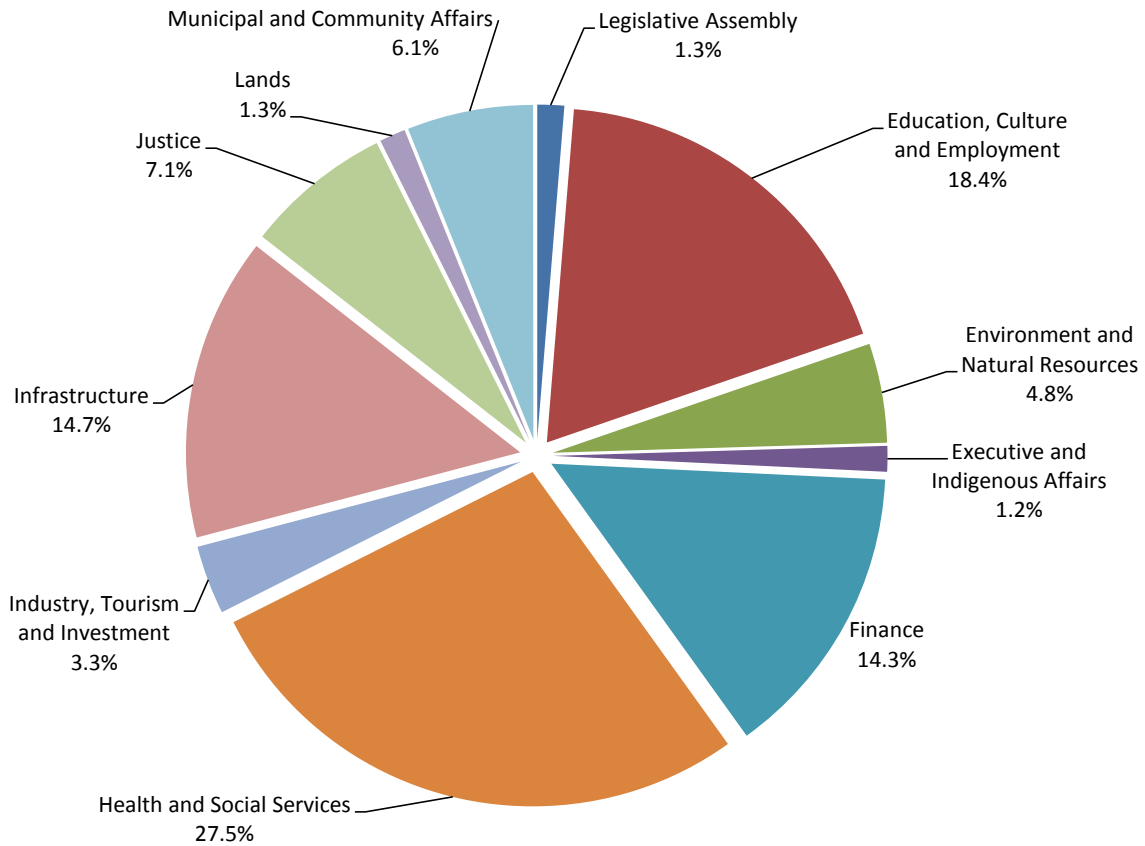
This page intentionally left blank

This page intentionally left blank

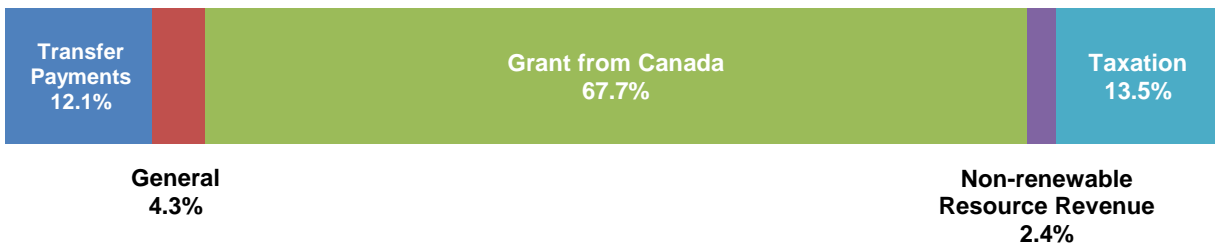
Expenditures by Category



Expenditures by Department



Revenue Sources



Summary of Operations

(thousands of dollars)

	2019-2020 Main Estimates	2018-2019 Revised Estimates	2018-2019 Main Estimates	2017-2018 Actuals
REVENUES	1,933,297	1,789,417	1,749,337	1,853,794
OPERATIONS EXPENSE				
Compensation and Benefits	372,208	363,180	360,039	361,733
Grants, Contributions and Transfers	846,293	826,885	815,408	794,855
Amortization	123,014	100,790	100,790	95,052
Chargebacks	21,909	21,610	21,523	23,819
Computer Hardware and Software	5,729	5,729	5,700	6,710
Contract Services	219,691	205,900	203,999	186,724
Controllable Assets	3,226	3,170	3,126	5,189
Fees and Payments	106,076	101,055	100,646	112,260
Interest	11,246	11,434	11,434	17,374
Loss on Sale of Assets	-	-	-	1,582
Materials and Supplies	19,684	19,427	19,214	23,961
Purchased Services	14,151	14,172	14,021	14,378
Travel	19,863	19,779	19,277	16,343
Utilities	36,294	35,502	35,437	36,373
Valuation Allowances	2,419	2,419	2,419	2,595
TOTAL OPERATIONS EXPENSE TO BE VOTED	1,801,803	1,731,052	1,713,033	1,698,948
OPERATING SURPLUS (DEFICIT) PRIOR TO ADJUSTMENTS	131,494	58,365	36,304	154,846
Infrastructure Contributions	(74,275)	(29,339)	(27,748)	(28,645)
Deferred Maintenance	(2,000)	(2,838)	(2,000)	(379)
Petroleum Products Stabilization Fund net profit (loss)	(200)	(1,000)	(150)	(510)
Supplementary Reserve	(20,000)	(15,000)	(20,000)	-
Estimated Appropriation Lapses	25,000	30,000	37,000	-
WORK PERFORMED ON BEHALF OF OTHERS				
Recoveries	99,256	129,219	109,806	105,497
Expenditures	(99,256)	(129,219)	(109,806)	(105,497)
OPERATING SURPLUS FOR THE YEAR	60,019	40,188	23,406	125,312
ACCUMULATED SURPLUS, BEGINNING OF YEAR	1,852,597	1,812,409	1,761,880	1,687,097
ACCUMULATED SURPLUS, END OF YEAR	1,912,616	1,852,597	1,785,286	1,812,409

Summary of Revenues

(thousands of dollars)

	2019-2020 Main Estimates	2018-2019 Revised Estimates	2018-2019 Main Estimates	2017-2018 Actuals
GRANT FROM CANADA	1,309,300	1,256,289	1,256,289	1,232,439
TRANSFER PAYMENTS	233,595	202,900	148,247	185,654
TAXATION REVENUE				
Personal Income Tax	104,369	110,172	103,076	87,530
Corporate Income Tax	23,331	(5,469)	31,299	60,006
Cannabis Excise Tax	747	373	-	-
Carbon Tax	16,190	-	-	-
Tobacco Tax	15,100	15,332	16,087	15,598
Fuel Tax	21,062	20,993	21,684	20,925
Payroll Tax	44,355	43,486	44,866	42,633
Property Taxes and School Levies	29,750	29,211	29,235	28,744
Insurance Premium Taxes	5,100	4,850	4,850	5,169
	260,004	218,948	251,097	260,605
Non-renewable Resource Revenue				
Licences, Rental and Other Fees	2,532	3,832	2,432	26,184
Minerals, Oil and Gas Royalties	43,822	25,456	13,460	39,862
Quarry Fees	180	180	180	122
	46,534	29,468	16,072	66,168
GENERAL REVENUES				
Revolving Funds Net Revenue	32,482	31,153	28,410	30,614
Regulatory Revenues	25,404	24,247	23,154	26,745
Interest	280	325	325	335
Investment Income	480	480	480	3,730
Lease	3,580	3,815	3,815	4,913
Program	16,757	17,290	16,946	19,861
Grants in kind	140	214	214	443
Service and miscellaneous	1,741	1,288	1,288	6,893
Recovery of Prior Years' Expenditures	3,000	3,000	3,000	15,394
	83,864	81,812	77,632	108,928
TOTAL REVENUES	1,933,297	1,789,417	1,749,337	1,853,794

Summary of Operations Expenditures

(thousands of dollars)

	2019-2020 Main Estimates	2018-2019 Revised Estimates	2018-2019 Main Estimates	2017-2018 Actuals
Department				
Legislative Assembly	22,443	20,849	20,790	18,376
Education, Culture and Employment	332,121	327,058	322,310	322,912
Environment and Natural Resources	86,693	88,059	88,022	95,463
Executive and Indigenous Affairs	22,103	21,869	21,388	18,941
Finance	258,202	252,543	250,745	247,230
Health and Social Services	495,934	463,773	461,563	445,642
Industry, Tourism and Investment	59,974	57,283	57,112	58,314
Infrastructure	264,013	245,492	238,906	243,997
Justice	127,617	124,959	124,577	123,683
Lands	22,584	21,348	20,737	18,213
Municipal and Community Affairs	110,119	107,819	106,883	106,177
	1,801,803	1,731,052	1,713,033	1,698,948
Expenditure Category				
Compensation and Benefits	372,208	363,180	360,039	361,733
Grants, Contributions and Transfers	846,293	826,885	815,408	794,855
Amortization	123,014	100,790	100,790	95,052
Chargebacks	21,909	21,610	21,523	23,819
Computer Hardware and Software	5,729	5,729	5,700	6,710
Contract Services	219,691	205,900	203,999	186,724
Controllable Assets	3,226	3,170	3,126	5,189
Fees and Payments	106,076	101,055	100,646	112,260
Interest	11,246	11,434	11,434	17,374
Loss on Sale of Assets	-	-	-	1,582
Materials and Supplies	19,684	19,427	19,214	23,961
Purchased Services	14,151	14,172	14,021	14,378
Travel	19,863	19,779	19,277	16,343
Utilities	36,294	35,502	35,437	36,373
Valuation Allowances	2,419	2,419	2,419	2,595
	1,801,803	1,731,052	1,713,033	1,698,948

Summary of Cash Flow

(thousands of dollars)

	2019-2020 Main Estimates	2018-2019 Revised Estimates	2018-2019 Main Estimates	2017-2018 Actuals
OPERATING TRANSACTIONS				
Cash Received From:				
Canada	1,646,000	1,564,000	1,528,000	1,530,000
Other Revenues	325,000	273,000	308,000	360,000
	1,971,000	1,837,000	1,836,000	1,890,000
Cash Paid For:				
Operations Expenses	(1,756,000)	(1,649,924)	(1,623,000)	(1,634,269)
Projects Performed for Others	(24,000)	(14,000)	(2,000)	(2,000)
Cash Provided By (Used for) Operating Transactions	191,000	173,076	211,000	253,731
CAPITAL TRANSACTIONS	(190,000)	(186,000)	(201,000)	(260,000)
INVESTING TRANSACTIONS	(4,000)	(4,000)	(4,000)	(4,000)
FINANCING TRANSACTIONS	(4,000)	(4,000)	(4,000)	(52,000)
INCREASE (DECREASE) IN CASH AND CASH EQUIVALENTS	(7,000)	(20,924)	2,000	(62,269)
Cash and Cash Equivalents, Beginning of Year	(318,000)	(297,076)	(303,000)	(234,807)
CASH AND CASH EQUIVALENTS, END OF YEAR	(325,000)	(318,000)	(301,000)	(297,076)

Summary of Borrowing and Estimated Borrowing Capacity

(thousands of dollars)

	2019-2020 Main Estimates	2018-2019 Revised Estimates	2018-2019 Main Estimates	2017-2018 Actuals
SHORT TERM DEBT				
Government of the Northwest Territories	325,000	318,000	301,000	297,076
Hay River Health and Social Services Authority	1,000	1,000	1,000	-
NWT Hydro Corporation	135,911	25,567	19,671	-
	461,911	344,567	321,671	297,076
LONG TERM DEBT				
Government of the Northwest Territories:				
Deh Cho Bridge - Real Return Bonds	175,850	177,759	176,607	177,209
Mackenzie Valley Fibre Optic Link, P3 debt	75,300	77,700	75,000	79,900
Stanton Territorial Hospital, P3 debt	135,700	138,500	135,700	86,581
Tłı̄chq All-Season Road, P3 debt	19,560	8,160	50,100	-
Canada Mortgage and Housing Corporation	366	444	444	521
Public Agencies:				
NWT Hydro Corporation	209,168	213,515	253,088	226,393
NWT Housing Corporation	5,946	6,553	6,456	8,256
Yellowknife Catholic Schools	-	-	-	663
	1,083,801	967,198	1,019,066	876,599
OBLIGATIONS UNDER CAPITAL LEASES				
Government of the Northwest Territories	-	337	337	949
NWT Hydro Corporation	16,802	17,256	17,255	17,671
LOAN GUARANTEES				
NWT Business Development and Investment Corp.	2,100	2,500	2,500	2,101
NWT Housing Corporation	10,522	12,510	12,684	15,166
TOTAL GROSS BORROWING PER BORROWING REGULATIONS	1,113,225	999,801	1,051,842	912,486
LESS:				
EXTERNALLY RESTRICTED SINKING FUNDS				
NWT Hydro Corporation	-	-	-	(6,278)
TERRITORIAL BORROWING	1,113,225	999,801	1,051,842	906,208
TERRITORIAL BORROWING LIMIT	1,300,000	1,300,000	1,300,000	1,300,000
AVAILABLE BORROWING AUTHORITY FOR FISCAL PLANNING PURPOSES	186,775	300,199	248,158	393,792

Summary of Resource Revenue Sharing

(thousands of dollars)

	2019-2020 Main Estimates	2018-2019 Revised Estimates	2018-2019 Main Estimates	2017-2018 Actuals
REVENUE				
Non-renewable Resource Revenue	46,534	29,468	16,072	66,168
GRANT				
Reduction in Territorial Formula Financing Grant	23,267	14,734	8,010	33,084
TRANSFERS				
Net Fiscal Benefit Transfer to Aboriginal Parties	5,817	3,684	2,002	8,916
CONTRIBUTIONS				
Contribution to NWT Heritage Fund	4,363	2,763	1,502	6,344
	33,447	21,181	11,514	48,344
NET FISCAL BENEFIT	13,087	8,287	4,558	17,824

Summary of Active Positions

(Information Item)

	2019-2020 Main Estimates	2018-2019 Main Estimates
Department		
Legislative Assembly	44	43
Education, Culture and Employment	252	245
Environment and Natural Resources	355	354
Executive and Indigenous Affairs	111	110
Finance	436	425
Health and Social Services	169	169
Industry, Tourism and Investment	184	181
Infrastructure	538	529
Justice	453	448
Lands	118	111
Municipal and Community Affairs	105	97
	2,765	2,712
Public Agencies and Special Purpose Funds		
Aurora College	191	191
Business Development and Investment Corporation	15	15
Divisional Education Councils and District Education Authorities	1,053	1,085
Environment Fund	7	7
Health And Social Services Authorities	1,647	1,555
Inuvialuit Water Board	4	4
Liquor and Cannabis Revolving Fund	14	14
Marine Transportation Services Revolving Fund	10	10
NWT Housing Corporation	104	105
NWT Surface Rights Board	1	1
Petroleum Products Revolving Fund	14	14
Physical Activity, Sport and Recreation Fund	3	3
Yellowknife Airport Revolving Fund	31	31
	3,094	3,035
	5,859	5,747

	2019-2020				2018-2019			
	Full Time	Part Time	Seasonal	Total	Full Time	Part Time	Seasonal	Total
Regional Allocation								
Headquarters	1,493	11	1	1,505	1,454	13	1	1,468
North Slave	1,496	71	16	1,583	1,428	66	16	1,510
Tẖcẖ	248	25	3	276	254	25	3	282
South Slave	956	73	29	1,058	962	72	29	1,063
Dehcho	304	24	50	378	308	22	50	380
Sahtu	281	24	8	313	274	24	8	306
Beaufort Delta	677	45	24	746	669	45	24	738
	5,455	273	131	5,859	5,349	267	131	5,747
Community Allocation								
Headquarters	1,493	11	1	1,505	1,454	13	1	1,468
Regional Offices	3,226	167	73	3,466	3,139	161	73	3,373
Other	736	95	57	888	756	93	57	906
	5,455	273	131	5,859	5,349	267	131	5,747

This page intentionally left blank

**Borrowing Plan for the Government Reporting Entity
and
Established Borrowing Limits for the Government of the Northwest Territories**
(thousands of dollars)

	Appropriation Act Limits		
	Estimated Balance, March 31, 2019	Estimated Balance, March 31, 2020	Contingency * Established Limits per 2019-2020 Appropriation Act
GOVERNMENT OF THE NORTHWEST TERRITORIES			
Short term debt - less than 365 days	318,000	325,000	65,000
Long term debt - over 365 days:			
Real Return Bonds, June 1, 2046, 3.17%	177,759	175,850	2,000
Mackenzie Valley Fibre Optic Link, P3 debt	77,700	75,300	-
Stanton Territorial Hospital, P3 debt	138,500	135,700	5,000
Tłıcho All-season Road, P3 debt	8,160	19,560	5,000
Canada Mortgage and Housing Corporation Mortgage, June 2014, 3.30%	444	366	-
Capital Leases	337	-	500
TOTAL GOVERNMENT BORROWING	720,900	731,776	77,500
NWT HYDRO CORPORATION			
Short term debt - 365 days or less (guaranteed by GNWT)	25,567	135,911	
Long term debt - over 365 days (guaranteed by GNWT)			
Debentures, due 2025 to 2052, bearing interest between 3.82% and 6.00%	89,784	89,829	
Amortizing debentures, due between 2032 and 2047, bearing interest between 3.98% and 6.42%	111,153	108,174	
Series 1, 2 and 3 debentures, due 2025 to 2026, bearing interest between 9.11% and 10%	12,578	11,165	
Capital Leases	17,256	16,802	
TOTAL NWT HYDRO CORPORATION BORROWING	256,338	361,881	
NWT HOUSING CORPORATION			
Long term debt - over 365 days			
Canada Mortgage and Housing Corporation, 2033, 6.97%	5,455	4,979	
Mortgages due to Canada Mortgage and Housing Corporation, between 2026 and 2027, bearing interest between 2.78% and 3.68%	1,098	967	
Loan Guarantees	12,510	10,522	
TOTAL NWT HOUSING CORPORATION BORROWING	19,063	16,468	
OTHER PUBLIC AGENCIES			
Short term debt - 365 days or less	1,000	1,000	
Loan Guarantees	2,500	2,100	
TOTAL OTHER PUBLIC AGENCIES	3,500	3,100	
TOTAL CONSOLIDATED BORROWING	999,801	1,113,225	

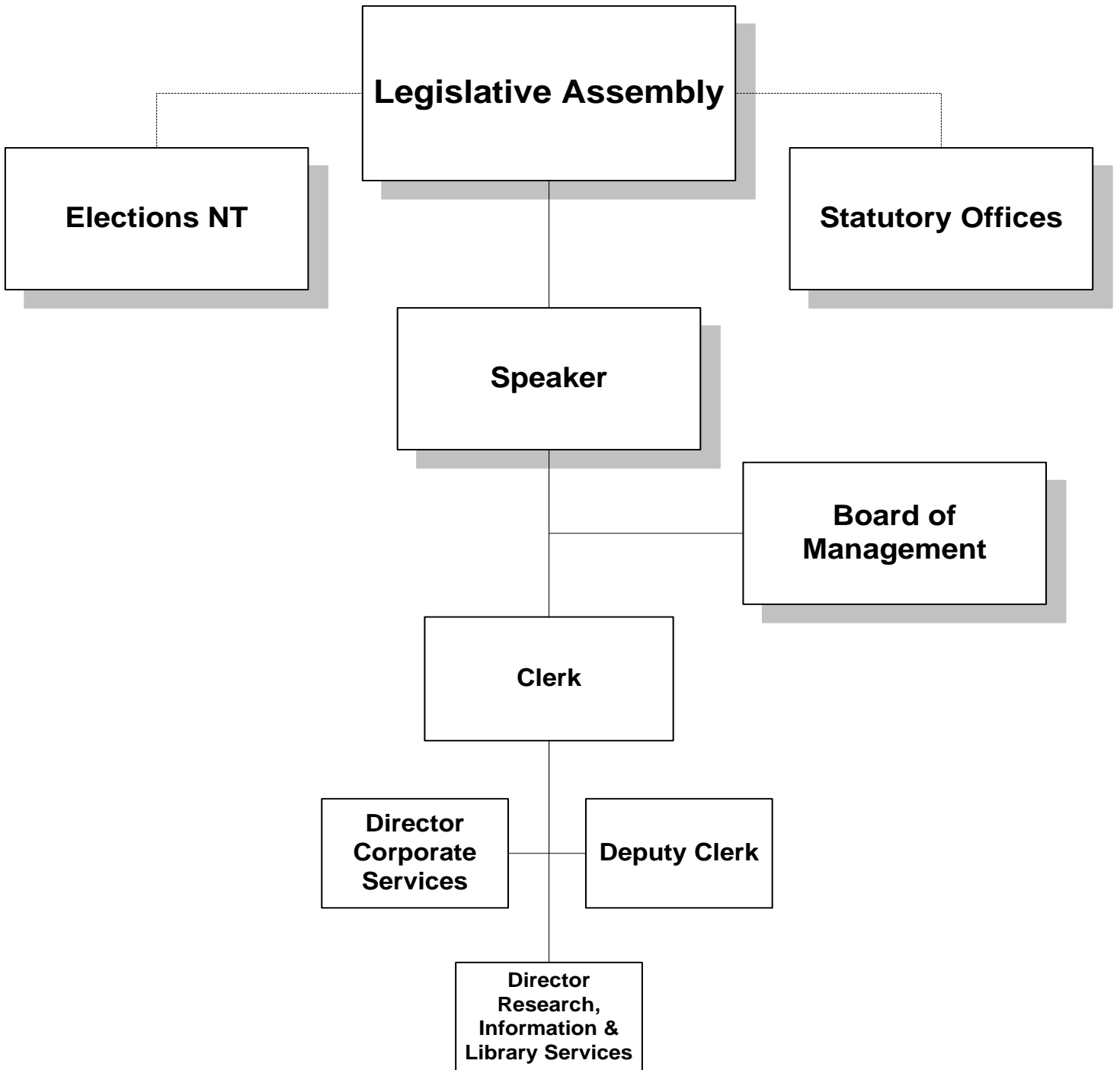
* Contingency amounts are based on the estimated working capital requirements during the year which can vary significantly.

This page intentionally left blank

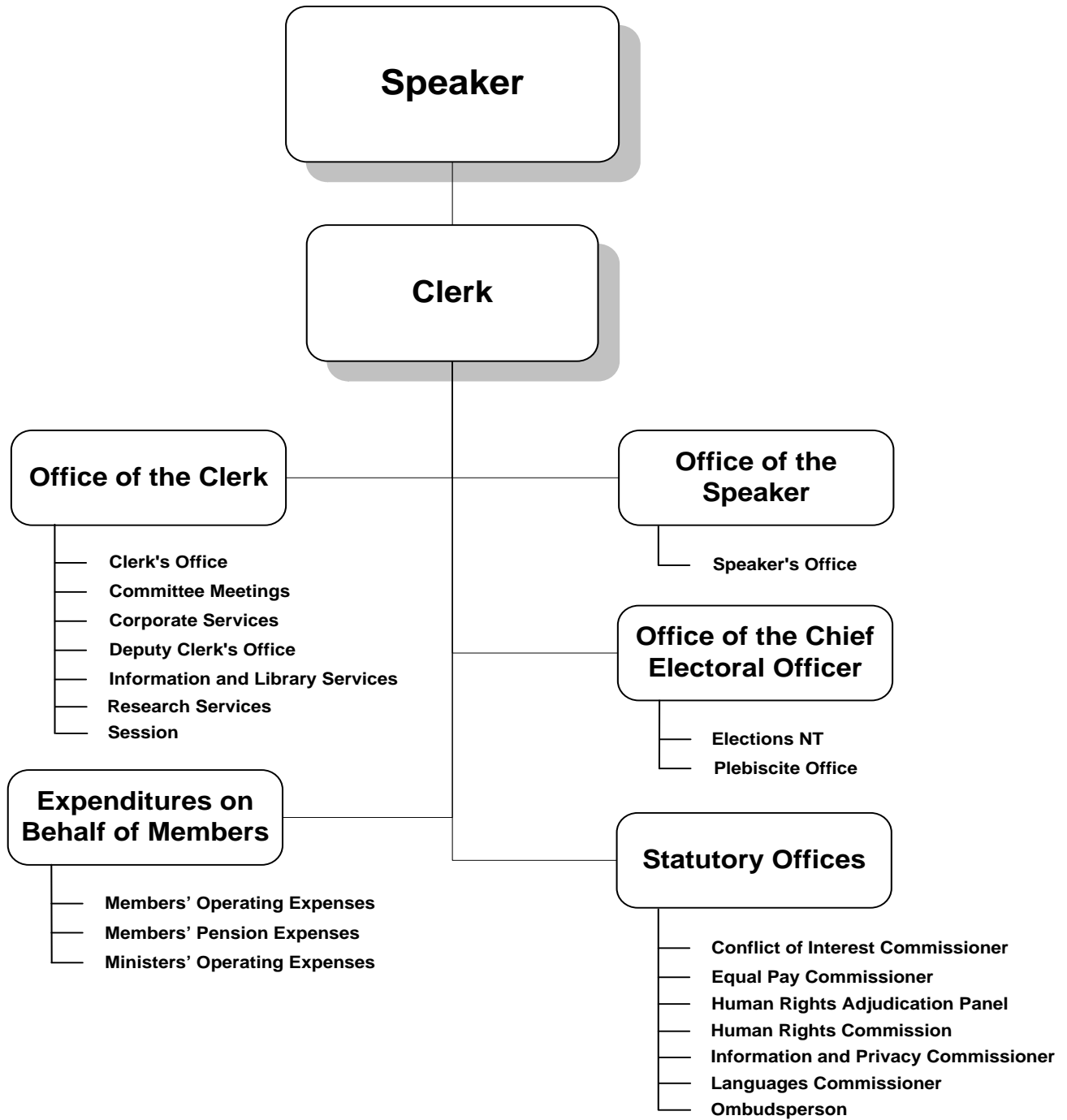
Legislative Assembly

Legislative Assembly

Organizational Chart



Legislative Assembly
Accounting Structure Chart

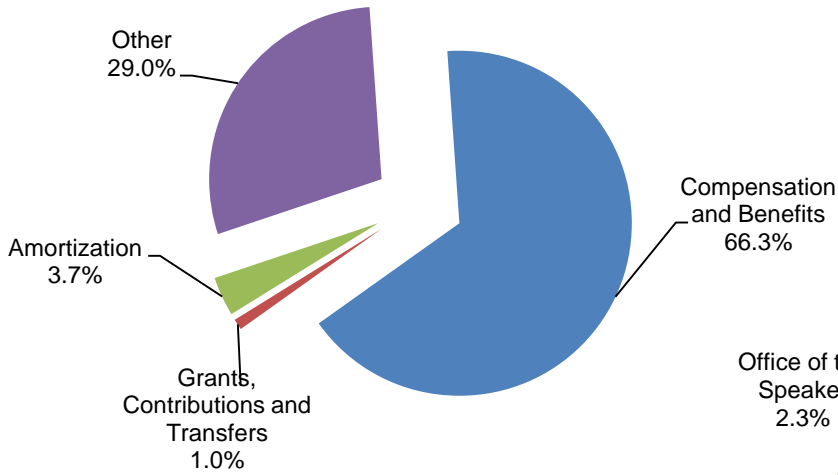


Legislative Assembly

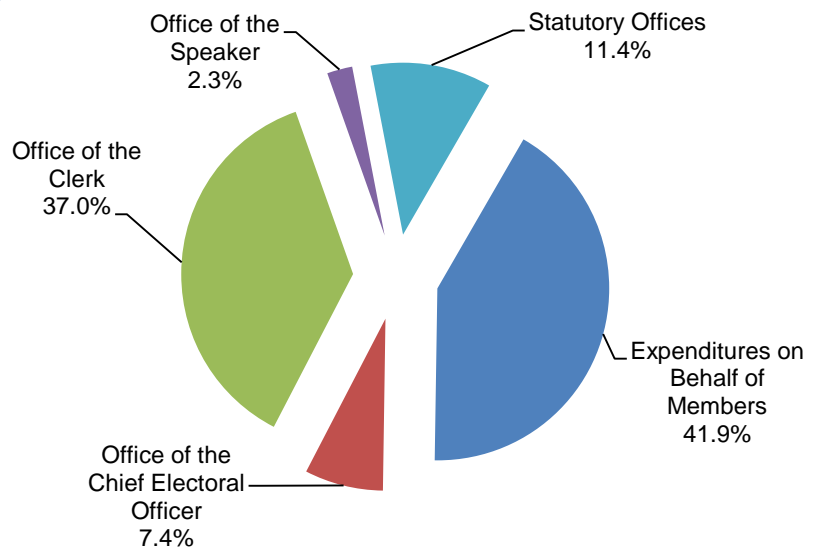
Graphs

Operations Expenditures

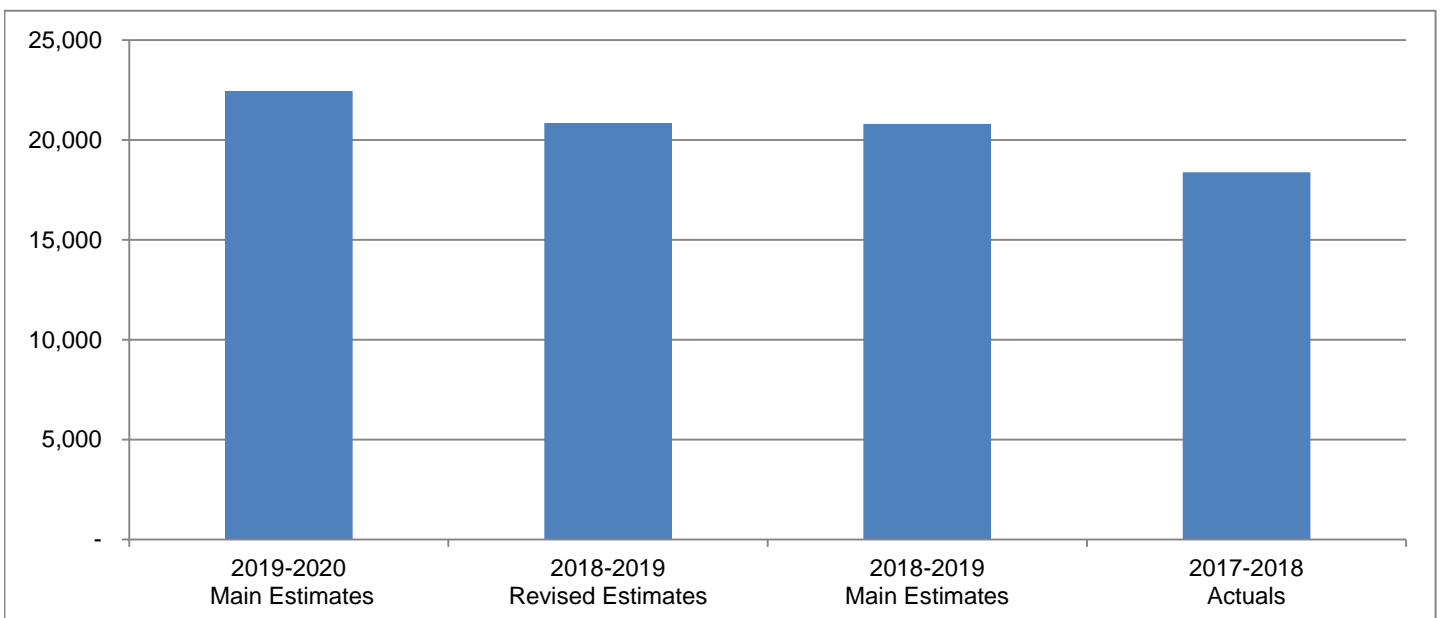
By Expenditure Category



By Activity



**Operations Expenditures Comparison
(thousands of dollars)**



Legislative Assembly

The mandate of the Legislative Assembly of the Northwest Territories is to safeguard and promote the principles of consensus government and the institution of the Legislative Assembly in order to foster an empowered and representative government that is relevant and accountable to the people of the Northwest Territories.

(thousands of dollars)

	2019-2020 Main Estimates	2018-2019 Revised Estimates	2018-2019 Main Estimates	2017-2018 Actuals
Activity				
Expenditures on Behalf of Members	9,404	8,889	8,889	7,297
Office of the Chief Electoral Officer	1,655	883	878	522
Office of the Clerk	8,300	8,230	8,190	8,157
Office of the Speaker	531	501	500	514
Statutory Offices	2,553	2,346	2,333	1,886
	22,443	20,849	20,790	18,376
Expenditure Category				
Compensation and Benefits	14,872	13,669	13,610	12,083
Grants, Contributions and Transfers	230	230	230	250
Amortization	826	836	836	837
Chargebacks	363	363	363	394
Computer Hardware and Software	175	69	69	85
Contract Services	2,948	2,823	2,823	2,223
Controllable Assets	115	280	280	92
Fees and Payments	214	292	292	306
Materials and Supplies	368	381	381	355
Purchased Services	993	710	710	725
Travel	953	810	810	697
Utilities	386	386	386	329
	22,443	20,849	20,790	18,376
Total Revenues	169	184	184	3,237
Total Active Positions	44	43	43	43
Infrastructure Investment	-	390	390	47

Legislative Assembly

Revenue Summary

(Information Item)

(thousands of dollars)

	2019-2020 Main Estimates	2018-2019 Revised Estimates	2018-2019 Main Estimates	2017-2018 Actuals
Transfer Payments				
Information and Privacy Commissioner - Nunavut	154	179	179	104
General				
<i>Investment Income</i>				
Gain on Investments	-	-	-	2,640
<i>Service and Miscellaneous</i>				
Merchandise	5	5	5	-
Asset Sales	10	-	-	-
<i>Recovery of Prior Years' Expenses</i>	-	-	-	493
	15	5	5	3,133
	169	184	184	3,237

Legislative Assembly
Active Position Summary
(Information Item)

	2019-2020				2018-2019			
	Full Time	Part Time	Seasonal	Total	Full Time	Part Time	Seasonal	Total
Activity								
Expenditures on Behalf of Members	-	-	-	-	-	-	-	-
Office of the Chief Electoral Officer	3	-	-	3	2	-	-	2
Office of the Clerk	28	1	1	30	28	1	1	30
Office of the Speaker	1	-	-	1	1	-	-	1
Statutory Offices	10	-	-	10	9	1	-	10
	42	1	1	44	40	2	1	43
Regional Allocation								
Headquarters	42	1	1	44	40	2	1	43
North Slave	-	-	-	-	-	-	-	-
Tłıchǵ	-	-	-	-	-	-	-	-
South Slave	-	-	-	-	-	-	-	-
Dehcho	-	-	-	-	-	-	-	-
Sahtu	-	-	-	-	-	-	-	-
Beaufort Delta	-	-	-	-	-	-	-	-
	42	1	1	44	40	2	1	43
Community Allocation								
Headquarters	42	1	1	44	40	2	1	43
Regional Offices	-	-	-	-	-	-	-	-
Other	-	-	-	-	-	-	-	-
	42	1	1	44	40	2	1	43

Full Time and Part Time positions may be indeterminate positions with no end date of employment or for a fixed term. Regional Offices include positions located in Yellowknife Regional Offices (North Slave), Fort Smith, Hay River, Fort Simpson, Norman Wells and Inuvik.

Legislative Assembly

Expenditures on Behalf of Members

Activity Description

This activity is comprised of indemnities, benefits, expenses, allowances and pension administration expenditures to be made on behalf of Members. It also includes expenditures that will be made for Ministers' indemnities, allowances and benefits.

Legislative Assembly

Expenditures on Behalf of Members

Operations Expenditure Summary

(thousands of dollars)

	2019-2020 Main Estimates	2018-2019 Revised Estimates	2018-2019 Main Estimates	2017-2018 Actuals
Program Detail				
Members' Operating Expenses	6,529	6,022	6,022	4,625
Members' Pension Expenses	2,411	2,411	2,411	2,236
Ministers' Operating Expenses	464	456	456	436
	9,404	8,889	8,889	7,297
Expenditure Category				
Compensation and Benefits	7,976	7,280	7,280	5,903
Computer Hardware and Software	30	30	30	16
Contract Services	771	676	676	543
Controllable Assets	10	10	10	5
Fees and Payments	78	231	231	237
Materials and Supplies	100	185	185	109
Purchased Services	239	259	259	267
Travel	200	218	218	217
	9,404	8,889	8,889	7,297

Legislative Assembly

Office of the Chief Electoral Officer

Activity Description

This activity is for expenditures to be made on behalf of the Office of the Chief Electoral Officer to administer territorial general elections, by-elections, and plebiscites and to assist the work of an Electoral Boundaries Commission, when one is convened.

Legislative Assembly
Office of the Chief Electoral Officer
Operations Expenditure Summary

(thousands of dollars)

	2019-2020 Main Estimates	2018-2019 Revised Estimates	2018-2019 Main Estimates	2017-2018 Actuals
Program Detail				
Elections NT	1,655	883	878	522
Expenditure Category				
Compensation and Benefits	1,051	563	558	429
Contract Services	188	258	258	65
Fees and Payments	74	2	2	8
Materials and Supplies	85	10	10	9
Purchased Services	162	32	32	8
Travel	95	18	18	3
	1,655	883	878	522

Legislative Assembly
Office of the Chief Electoral Officer

Active Positions
(Information Item)

	2019-2020				2018-2019			
	Full Time	Part Time	Seasonal	Total	Full Time	Part Time	Seasonal	Total
Regional Allocation								
Headquarters	3	-	-	3	2	-	-	2
North Slave	-	-	-	-	-	-	-	-
Tłıchǫ	-	-	-	-	-	-	-	-
South Slave	-	-	-	-	-	-	-	-
Dehcho	-	-	-	-	-	-	-	-
Sahtu	-	-	-	-	-	-	-	-
Beaufort Delta	-	-	-	-	-	-	-	-
	3	-	-	3	2	-	-	2
Community Allocation								
Headquarters	3	-	-	3	2	-	-	2
Regional Offices	-	-	-	-	-	-	-	-
Other	-	-	-	-	-	-	-	-
	3	-	-	3	2	-	-	2

Full Time and Part Time positions may be indeterminate positions with no end date of employment or for a fixed term. Regional Offices include positions located in Yellowknife Regional Offices (North Slave), Fort Smith, Hay River, Fort Simpson, Norman Wells and Inuvik.

Legislative Assembly

Office of the Clerk

Activity Description

This activity is for expenditures to be made on behalf of the Office of the Clerk for providing advice and support to the Speaker and Members on procedural and administrative matters, providing public affairs support and services, financial and human resource management, facilities management, research services, information and reference services through the Legislative and Branch Libraries, administration of session and the provision of Hansard services, and administration of all standing and special committees of the Legislative Assembly.

Legislative Assembly

Office of the Clerk

Operations Expenditure Summary

(thousands of dollars)

	2019-2020 Main Estimates	2018-2019 Revised Estimates	2018-2019 Main Estimates	2017-2018 Actuals
Program Detail				
Clerk's Office	2,829	2,769	2,759	3,019
Committee Meetings	275	232	232	157
Corporate Services	3,040	3,195	3,181	3,153
Deputy Clerk's Office	536	536	531	548
Research, Information and Library Services	1,301	1,179	1,168	1,024
Session	319	319	319	256
	8,300	8,230	8,190	8,157
Expenditure Category				
Compensation and Benefits	4,272	4,331	4,291	4,622
Grants, Contributions and Transfers	50	50	50	-
Amortization	826	836	836	837
Chargebacks	363	363	363	394
Computer Hardware and Software	134	33	33	54
Contract Services	1,207	1,237	1,237	1,055
Controllable Assets	105	270	270	55
Fees and Payments	30	30	30	25
Materials and Supplies	116	116	116	198
Purchased Services	424	279	279	364
Travel	387	299	299	224
Utilities	386	386	386	329
	8,300	8,230	8,190	8,157

Legislative Assembly

Office of the Clerk

Grants, Contributions and Transfers

(thousands of dollars)

	2019-2020 Main Estimates	2018-2019 Revised Estimates	2018-2019 Main Estimates	2017-2018 Actuals
Contributions				
Capital Area Development Fund	50	50	50	-

Descriptions of Contributions

Capital Area Development Fund (50) - A contribution provided to the Capital Area Committee which includes a Member of the Legislative Assembly, representatives of Yellowknife City Council, the RCMP, the Yellowknives Dene and the Department of National Defense. The fund will be managed by the City of Yellowknife and is intended to be used to enhance the promotion of the capital area as the seat of the territorial government.

Legislative Assembly

Office of the Clerk

Active Positions (Information Item)

	2019-2020				2018-2019			
	Full Time	Part Time	Seasonal	Total	Full Time	Part Time	Seasonal	Total
Regional Allocation								
Headquarters	28	1	1	30	28	1	1	30
North Slave	-	-	-	-	-	-	-	-
Tłıchǫ	-	-	-	-	-	-	-	-
South Slave	-	-	-	-	-	-	-	-
Dehcho	-	-	-	-	-	-	-	-
Sahtu	-	-	-	-	-	-	-	-
Beaufort Delta	-	-	-	-	-	-	-	-
	28	1	1	30	28	1	1	30
Community Allocation								
Headquarters	28	1	1	30	28	1	1	30
Regional Offices	-	-	-	-	-	-	-	-
Other	-	-	-	-	-	-	-	-
	28	1	1	30	28	1	1	30

Full Time and Part Time positions may be indeterminate positions with no end date of employment or for a fixed term. Regional Offices include positions located in Yellowknife Regional Offices (North Slave), Fort Smith, Hay River, Fort Simpson, Norman Wells and Inuvik.

Legislative Assembly

Office of the Speaker

Activity Description

This activity is for expenditures to be made on behalf of the Office of the Speaker to preside over proceedings in the House and enforce the Rules of the Legislative Assembly, develop policies on the overall control and operation of the Office of the Legislative Assembly, and officially represent the Legislative Assembly at provincial/territorial, federal and international functions.

Legislative Assembly

Office of the Speaker

Operations Expenditure Summary

(thousands of dollars)

Expenditure Category	2019-2020	2018-2019	2018-2019	2017-2018
	Main Estimates	Revised Estimates	Main Estimates	Actuals
Compensation and Benefits	151	149	148	148
Contract Services	89	71	71	65
Fees and Payments	24	24	24	30
Materials and Supplies	13	13	13	17
Purchased Services	48	28	28	37
Travel	206	216	216	217
	531	501	500	514

Legislative Assembly

Office of the Speaker

Active Positions

(Information Item)

	2019-2020				2018-2019			
	Full Time	Part Time	Seasonal	Total	Full Time	Part Time	Seasonal	Total
Regional Allocation								
Headquarters	1	-	-	1	1	-	-	1
North Slave	-	-	-	-	-	-	-	-
Tłı̨chǫ	-	-	-	-	-	-	-	-
South Slave	-	-	-	-	-	-	-	-
Dehcho	-	-	-	-	-	-	-	-
Sahtu	-	-	-	-	-	-	-	-
Beaufort Delta	-	-	-	-	-	-	-	-
	1	-	-	1	1	-	-	1
Community Allocation								
Headquarters	1	-	-	1	1	-	-	1
Regional Offices	-	-	-	-	-	-	-	-
Other	-	-	-	-	-	-	-	-
	1	-	-	1	1	-	-	1

Full Time and Part Time positions may be indeterminate positions with no end date of employment or for a fixed term. Regional Offices include positions located in Yellowknife Regional Offices (North Slave), Fort Smith, Hay River, Fort Simpson, Norman Wells and Inuvik.

Legislative Assembly

Statutory Offices

Activity Description

This activity is for expenditures to be made on behalf of the independent operations of the Languages Commissioner, Information and Privacy Commissioner, Conflict of Interest Commissioner, Equal Pay Commissioner, Human Rights Commission and the Human Rights Adjudication Panel.

Legislative Assembly

Statutory Offices

Operations Expenditure Summary

(thousands of dollars)

	2019-2020 Main Estimates	2018-2019 Revised Estimates	2018-2019 Main Estimates	2017-2018 Actuals
Program Detail				
Conflict of Interest Commissioner	60	60	60	57
Equal Pay Commissioner	10	10	10	1
Human Rights Adjudication Panel	390	380	379	263
Human Rights Commission				
Director, Human Rights Commission	1,193	1,193	1,183	964
Commission members and related costs	180	180	180	250
Information and Privacy Commissioner	340	368	366	212
Languages Commissioner	117	155	155	139
Ombudsperson	263	-	-	-
	2,553	2,346	2,333	1,886
Expenditure Category				
Compensation and Benefits	1,422	1,346	1,333	981
Grants, Contributions and Transfers	180	180	180	250
Computer Hardware and Software	11	6	6	15
Contract Services	693	581	581	495
Controllable Assets	-	-	-	32
Fees and Payments	8	5	5	6
Materials and Supplies	54	57	57	22
Purchased Services	120	112	112	49
Travel	65	59	59	36
	2,553	2,346	2,333	1,886

Legislative Assembly

Statutory Offices

Grants, Contributions and Transfers

(thousands of dollars)

	2019-2020 Main Estimates	2018-2019 Revised Estimates	2018-2019 Main Estimates	2017-2018 Actuals
Contributions				
Human Rights Commission Funding	180	180	180	250

Descriptions of Contributions

Human Rights Commission Funding (180) - The Northwest Territories Human Rights Commission is mandated to promote human rights, conduct public information/education programs and may provide advice to the Legislative Assembly.

Legislative Assembly

Statutory Offices

Active Positions (Information Item)

	2019-2020				2018-2019			
	Full Time	Part Time	Seasonal	Total	Full Time	Part Time	Seasonal	Total
Regional Allocation								
Headquarters	10		-	10	9	1	-	10
North Slave	-	-	-	-	-	-	-	-
Tłıchǫ	-	-	-	-	-	-	-	-
South Slave	-	-	-	-	-	-	-	-
Dehcho	-	-	-	-	-	-	-	-
Sahtu	-	-	-	-	-	-	-	-
Beaufort Delta	-	-	-	-	-	-	-	-
	10	-	-	10	9	1	-	10
Community Allocation								
Headquarters	10	-	-	10	9	1	-	10
Regional Offices	-	-	-	-	-	-	-	-
Other	-	-	-	-	-	-	-	-
	10	-	-	10	9	1	-	10

Full Time and Part Time positions may be indeterminate positions with no end date of employment or for a fixed term. Regional Offices include positions located in Yellowknife Regional Offices (North Slave), Fort Smith, Hay River, Fort Simpson, Norman Wells and Inuvik.

Legislative Assembly

Northwest Territories Human Rights Commission

(Information Item)

The Northwest Territories Human Rights Commission was established under the *Human Rights Act*. It is mandated to promote human rights, conduct public information/education programs, and may provide advice to the Legislative Assembly.

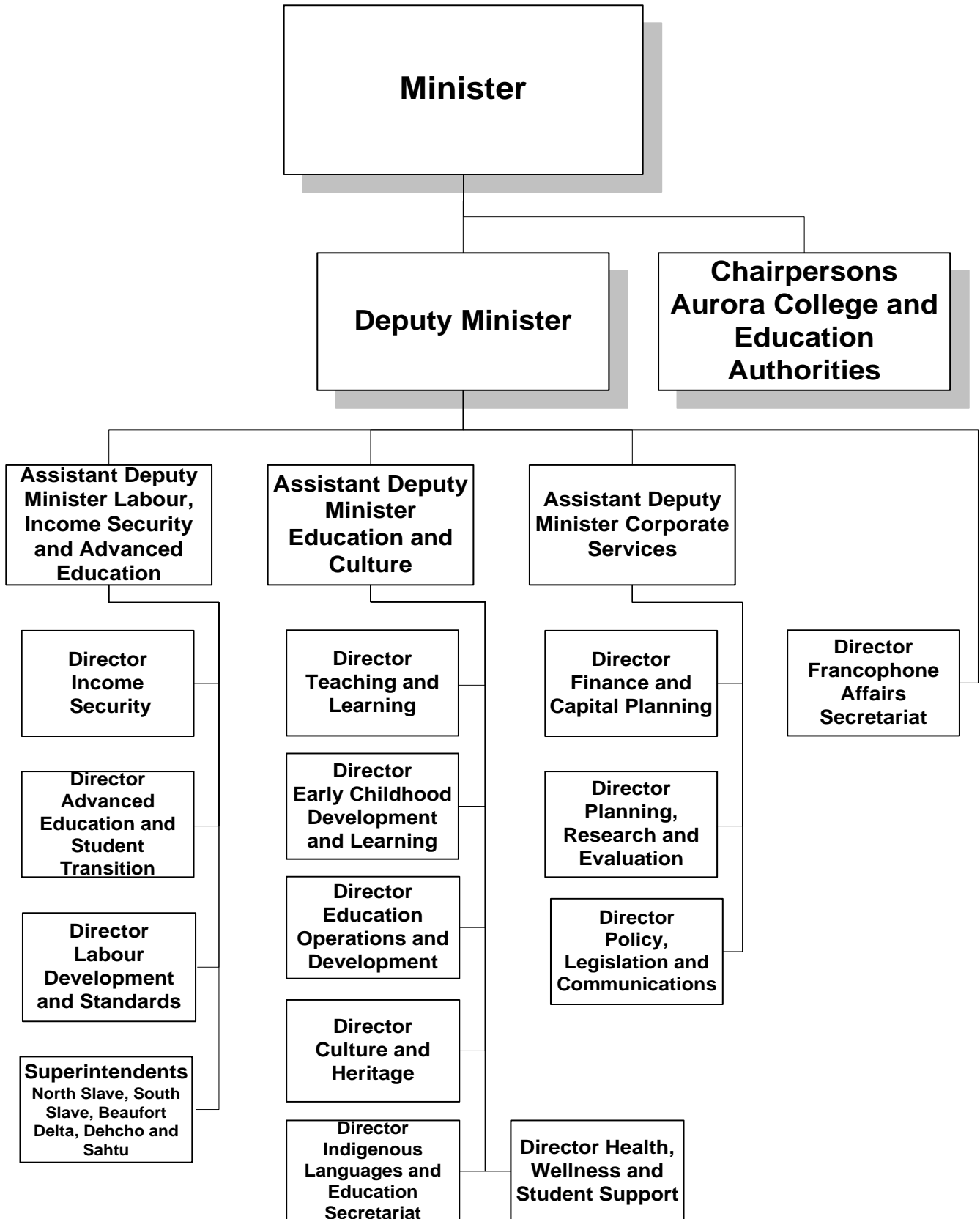
(thousands of dollars)

	2019-2020 Main Estimates	2018-2019 Revised Estimates	2018-2019 Main Estimates	2017-2018 Actuals
OPERATING RESULTS				
Revenue				
Government of the Northwest Territories				
Operating contribution	180	180	180	250
Expense reimbursements	(28)	(28)	(28)	(23)
	152	152	152	227
Expenses				
Compensation and Benefits	9	9	9	14
Accounting and audit	8	8	8	7
Advertising and promotion	22	22	22	15
Honoraria - Commission Chair	22	22	22	21
Honoraria - Commission Members	27	27	27	30
Legal	-	-	-	132
Other Expenses	64	64	64	33
	152	152	152	252
Annual Surplus (Deficit)	-	-	-	(25)
Accumulated Surplus (Deficit), beginning of year	154	154	179	179
Accumulated Surplus (Deficit), end of year	154	154	179	154

Education, Culture and Employment

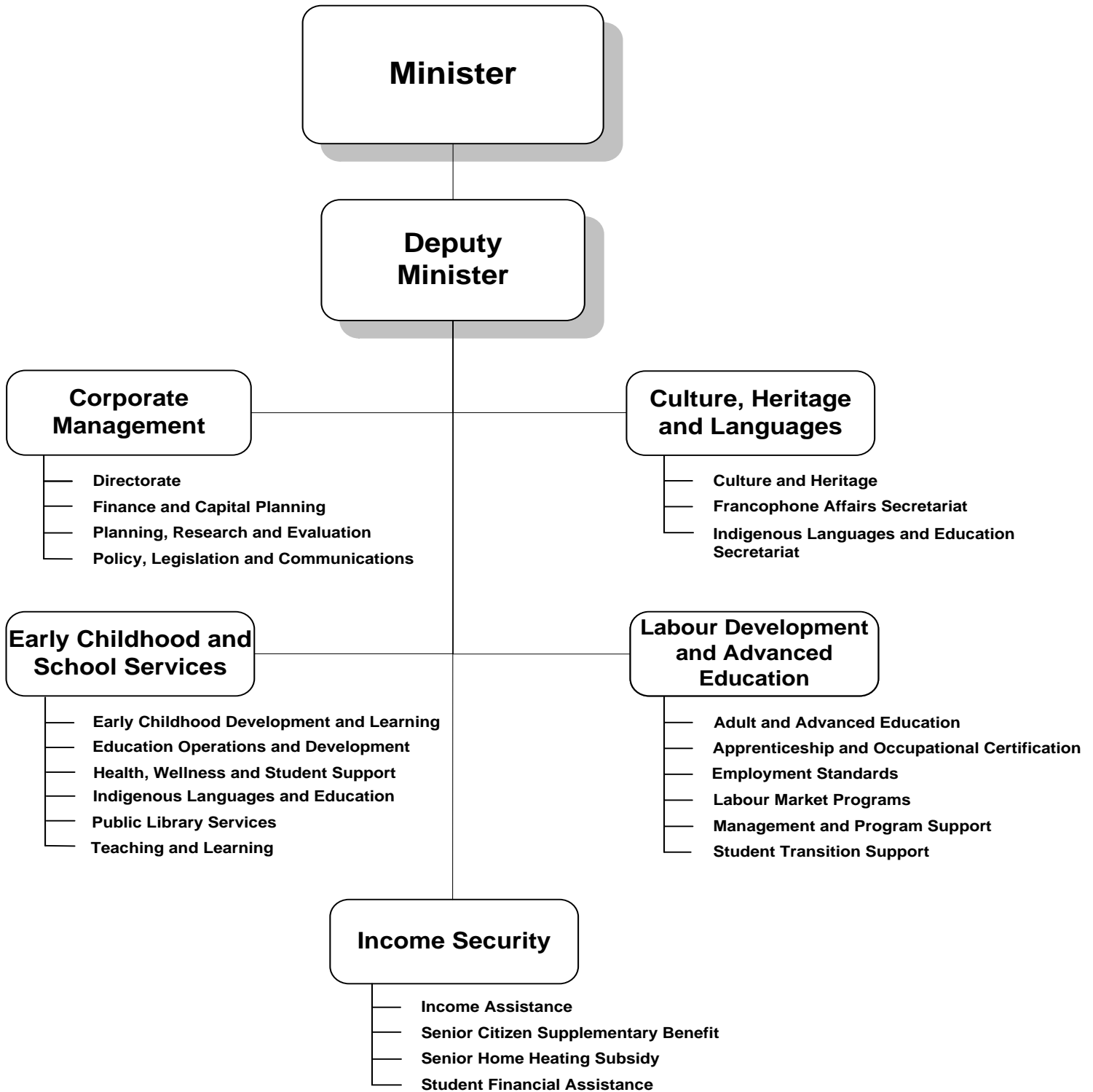
Education, Culture and Employment

Organizational Chart



Education, Culture and Employment

Accounting Structure Chart

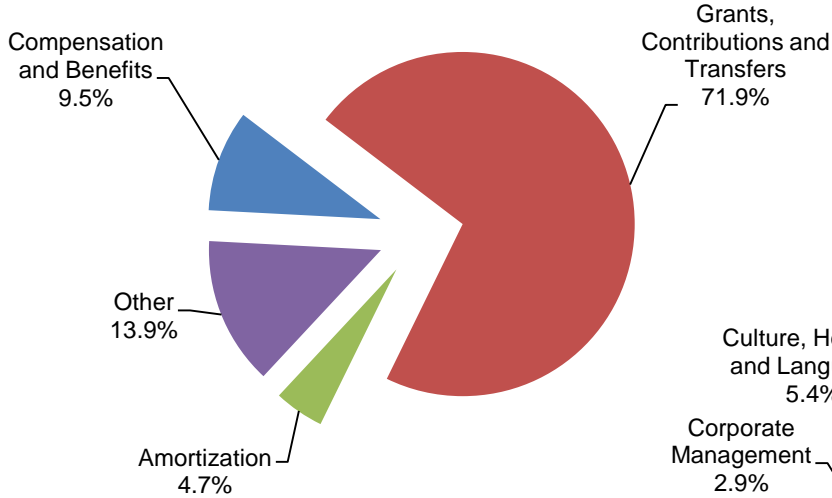


Education, Culture and Employment

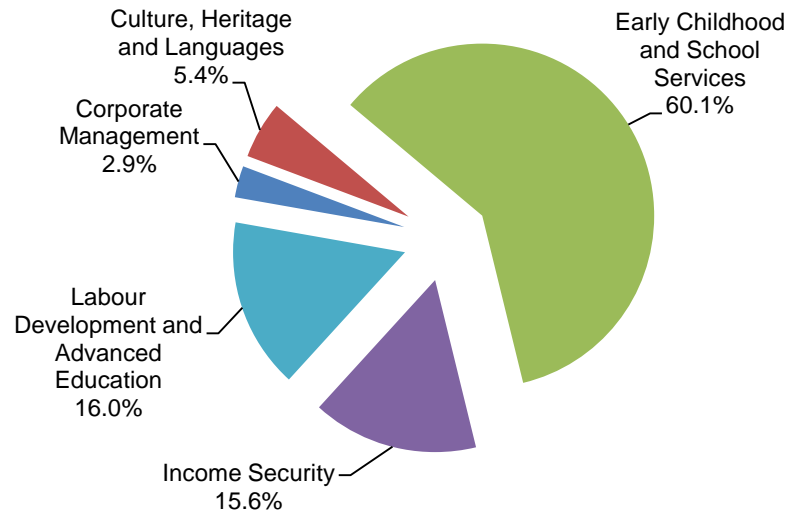
Graphs

Operations Expenditures

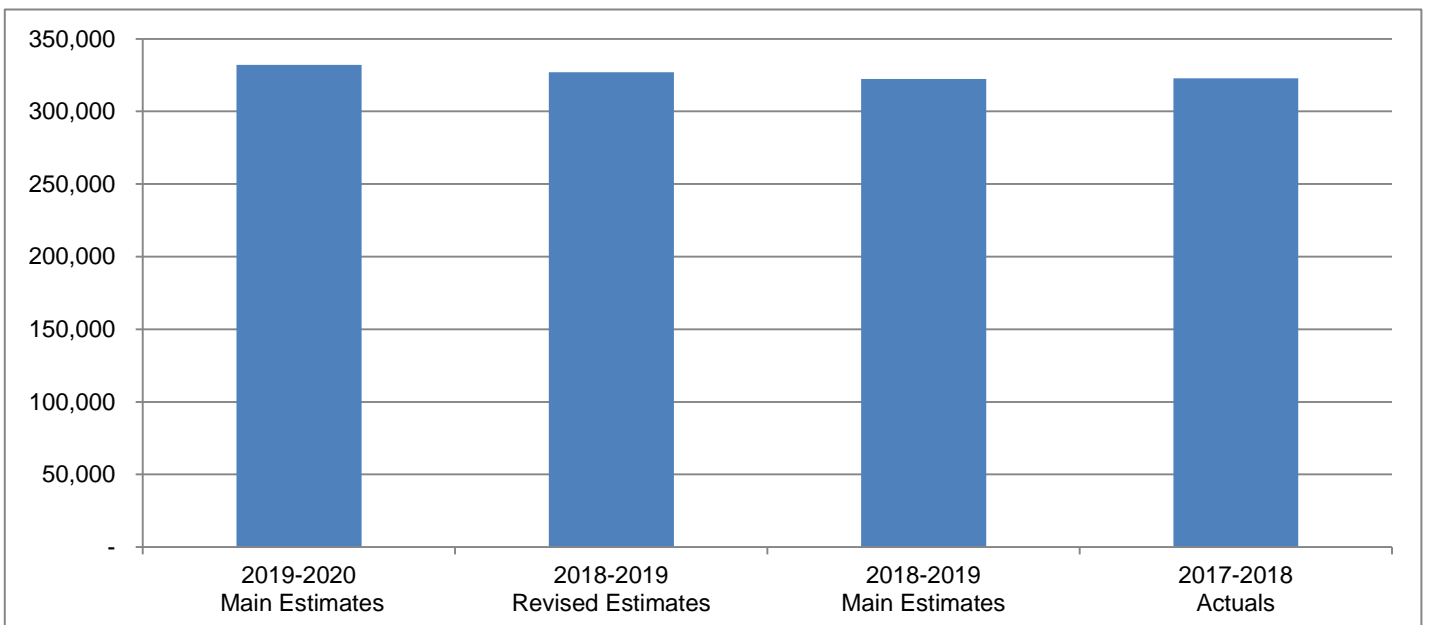
By Expenditure Category



By Activity



Operations Expenditures Comparison (thousands of dollars)



Education, Culture and Employment

The mandate of the Department of Education, Culture and Employment is to provide residents of the Northwest Territories (NWT) with access to quality programs, services and supports to assist residents in making informed and productive choices for themselves and their families in regard to education, training, careers, employment and labour, child development, languages, culture and heritage.

(thousands of dollars)

	2019-2020 Main Estimates	2018-2019 Revised Estimates	2018-2019 Main Estimates	2017-2018 Actuals
Activity				
Corporate Management	9,787	9,741	9,694	10,803
Culture, Heritage and Languages	17,883	17,413	17,202	18,079
Early Childhood and School Services	199,473	197,279	195,963	193,472
Income Security	51,843	49,065	49,062	51,383
Labour Development and Advanced Education	53,135	53,560	50,389	49,175
	332,121	327,058	322,310	322,912
Expenditure Category				
Compensation and Benefits	31,567	30,798	30,182	30,697
Grants, Contributions and Transfers	238,887	238,318	235,164	232,920
Amortization	15,545	14,721	14,721	13,815
Chargebacks	3,902	3,859	3,839	4,326
Computer Hardware and Software	256	219	216	323
Contract Services	5,346	4,719	4,385	3,457
Controllable Assets	2	2	2	409
Fees and Payments	29,032	26,308	26,101	29,988
Interest	13	51	51	65
Materials and Supplies	1,373	1,165	1,072	1,306
Purchased Services	1,204	1,237	1,196	1,141
Travel	2,575	3,242	2,962	2,161
Valuation Allowances	2,419	2,419	2,419	2,304
	332,121	327,058	322,310	322,912
Total Revenues	22,224	27,202	19,546	23,184
Total Active Positions	252		245	
Infrastructure Investment	17,658	21,618	11,508	23,382

Education, Culture and Employment

Revenue Summary

(Information Item)

(thousands of dollars)

	2019-2020 Main Estimates	2018-2019 Revised Estimates	2018-2019 Main Estimates	2017-2018 Actuals
Transfer Payments				
Canada Student Loans Program	2,248	1,821	1,821	2,247
Canada NWT Cooperation Agreement for French and Aboriginal Languages	11,400	11,400	11,400	11,612
Canada NWT Cooperation Agreement for Minority-Language Education and Second-Language Instruction - French	2,588	2,588	2,588	2,863
Canada NWT Cooperation Agreement for Museum Assistance Program (MAP)	-	-	-	35
Canada NWT Early Learning and Child Care Agreement	2,631	3,436	2,713	1,291
Canada NWT Workforce Development Agreement	2,992	3,142	600	913
Capital Transfers	-	4,391	-	100
	21,859	26,778	19,122	19,061
General				
<i>Regulatory Revenues</i>				
Teacher Certification Fees	9	9	9	17
Apprenticeship Fees	10	10	10	11
Other Fees	8	8	8	3
<i>Interest</i>				
Student Loan Fund Interest	280	325	325	277
<i>Lease</i>				
Museum Café (rent)	46	46	46	47
<i>Program</i>				
Care and Storage of Government of Nunavut Museum and Archive Collection	-	-	-	100
<i>Service and Miscellaneous</i>				
	12	26	26	9
<i>Recovery of Prior Years' Expenses</i>				
	-	-	-	3,659
	365	424	424	4,123
	22,224	27,202	19,546	23,184

Education, Culture and Employment

Active Position Summary

(Information Item)

Activity	2019-2020				2018-2019			
	Full Time	Part Time	Seasonal	Total	Full Time	Part Time	Seasonal	Total
Activity								
Corporate Management	36	-	-	36	36	-	-	36
Culture, Heritage and Languages	52	3	-	55	50	3	-	53
Early Childhood and School Services	49	4	-	53	47	4	-	51
Income Security	52	4	-	56	52	4	-	56
Labour Development and Advanced Education	52	-	-	52	49	-	-	49
	241	11	-	252	234	11	-	245
Regional Allocation								
Headquarters	154	3	-	157	149	3	-	152
North Slave	21	-	-	21	21	-	-	21
Tłı̄chǫ	3	-	-	3	3	-	-	3
South Slave	27	4	-	31	27	4	-	31
Dehcho	9	1	-	10	8	1	-	9
Sahtu	6	1	-	7	5	1	-	6
Beaufort Delta	21	2	-	23	21	2	-	23
	241	11	-	252	234	11	-	245
Community Allocation								
Headquarters	154	3	-	157	149	3	-	152
Regional Offices	79	4	-	83	77	4	-	81
Other	8	4	-	12	8	4	-	12
	241	11	-	252	234	11	-	245

Full Time and Part Time positions may be indeterminate positions with no end date of employment or for a fixed term. Regional Offices include positions located in Yellowknife Regional Offices (North Slave), Fort Smith, Hay River, Fort Simpson, Norman Wells and Inuvik.

Education, Culture and Employment

Corporate Management

Activity Description

The Corporate Management activity provides leadership, management and planning for the Department as well as its Education Authorities. This includes the development of broad policy and legislative initiatives; strategic financial planning, financial management and corporate program support; the development, design and planning of capital and technology projects; oversight of a comprehensive framework for evaluating programs, setting and monitoring performance measurements and targets; and managing an integrated risk-management strategy. Corporate Management consists of the following divisions:

Directorate

Finance and Capital Planning

Planning, Research and Evaluation

Policy, Legislation and Communications

Education, Culture and Employment

Corporate Management

Operations Expenditure Summary

(thousands of dollars)

	2019-2020 Main Estimates	2018-2019 Revised Estimates	2018-2019 Main Estimates	2017-2018 Actuals
Program Detail				
Directorate	1,484	1,484	1,472	2,496
Finance and Capital Planning	5,865	5,822	5,798	6,277
Planning, Research and Evaluation	1,071	1,068	1,065	805
Policy, Legislation and Communications	1,367	1,367	1,359	1,225
	9,787	9,741	9,694	10,803
Expenditure Category				
Compensation and Benefits	5,404	5,401	5,374	5,587
Chargebacks	3,902	3,859	3,839	4,326
Computer Hardware and Software	137	137	137	133
Contract Services	119	119	101	333
Controllable Assets	2	2	2	151
Fees and Payments	84	84	103	114
Materials and Supplies	64	64	64	36
Purchased Services	35	35	34	28
Travel	40	40	40	95
	9,787	9,741	9,694	10,803

Education, Culture and Employment

Corporate Management

Active Positions (Information Item)

	2019-2020				2018-2019			
	Full Time	Part Time	Seasonal	Total	Full Time	Part Time	Seasonal	Total
Regional Allocation								
Headquarters	36	-	-	36	36	-	-	36
North Slave	-	-	-	-	-	-	-	-
Tłıchǫ	-	-	-	-	-	-	-	-
South Slave	-	-	-	-	-	-	-	-
Dehcho	-	-	-	-	-	-	-	-
Sahtu	-	-	-	-	-	-	-	-
Beaufort Delta	-	-	-	-	-	-	-	-
	36	-	-	36	36	-	-	36
Community Allocation								
Headquarters	36	-	-	36	36	-	-	36
Regional Offices	-	-	-	-	-	-	-	-
Other	-	-	-	-	-	-	-	-
	36	-	-	36	36	-	-	36

Full Time and Part Time positions may be indeterminate positions with no end date of employment or for a fixed term. Regional Offices include positions located in Yellowknife Regional Offices (North Slave), Fort Smith, Hay River, Fort Simpson, Norman Wells and Inuvik.

Education, Culture and Employment

Culture, Heritage and Languages

Activity Description

The Culture, Heritage and Languages activity is responsible for the planning, development, maintenance and continuous improvement of culture, heritage, and official languages in the NWT. This includes activities such as the development, implementation, protection, and promotion of culture, heritage and all eleven official languages in the NWT. Culture, Heritage and Languages consists of the following divisions:

Culture and Heritage

Francophone Affairs Secretariat

Indigenous Languages and Education Secretariat

Education, Culture and Employment

Culture, Heritage and Languages

Operations Expenditure Summary

(thousands of dollars)

	2019-2020 Main Estimates	2018-2019 Revised Estimates	2018-2019 Main Estimates	2017-2018 Actuals
Program Detail				
Culture and Heritage	6,628	6,158	5,954	7,186
Francophone Affairs Secretariat	2,432	2,432	2,429	2,443
Indigenous Languages and Education Secretariat	8,823	8,823	8,819	8,450
	17,883	17,413	17,202	18,079
Expenditure Category				
Compensation and Benefits	6,404	6,191	6,180	6,810
Grants, Contributions and Transfers	9,661	9,661	9,461	8,607
Amortization	164	149	149	325
Computer Hardware and Software	69	69	69	132
Contract Services	583	347	347	431
Controllable Assets	-	-	-	9
Fees and Payments	78	78	78	432
Materials and Supplies	244	238	238	481
Purchased Services	311	311	311	504
Travel	369	369	369	348
	17,883	17,413	17,202	18,079

Education, Culture and Employment

Culture, Heritage and Languages

Grants, Contributions and Transfers

(thousands of dollars)

	2019-2020 Main Estimates	2018-2019 Revised Estimates	2018-2019 Main Estimates	2017-2018 Actuals
Grants				
French Language Broadcasting Grant	10	10	10	10
NWT Arts Council	700	700	500	509
Support to Northern Performers	101	101	101	99
	811	811	611	618
Contributions				
Arts Organizations Operating Funding	460	460	460	460
Cultural Organizations	424	424	424	424
Francophone Affairs	127	127	127	154
Heritage Centres	491	491	491	491
Indigenous Languages	6,285	6,285	6,285	5,423
Indigenous Languages Broadcasting	1,028	1,028	1,028	998
Tłıchq Cultural Coordinator	35	35	35	39
	8,850	8,850	8,850	7,989
Total Grants and Contributions	9,661	9,661	9,461	8,607

Descriptions of Grants and Contributions

French Language Broadcasting Grant (10) - Financial assistance for the operating and equipment costs of Radio Taiga, the French community radio station located in Yellowknife.

NWT Arts Council (700) - Grants to artists and cultural groups to support and encourage creative artistic projects in the visual, literary, performing and new media arts in the NWT.

Support to Northern Performers (101) - Grants to performing artists, festival organizations and events, community governments and band councils for the promotion of performing arts in NWT communities.

Arts Organization Operating Funding (460) - Contributions to provide ongoing operational support to established arts organizations and large cultural events and festivals in the Northwest Territories.

Cultural Organizations (424) - Contributions for the administration and operation of organizations that develop and promote the arts and cultures of the NWT.

Francophone Affairs (127) - Contributions provided to Education Authorities, Aurora College and Workers' Safety and Compensation Commission to provide adequate services and communications in French.

Heritage Centres (491) - Contributions to registered and emerging Heritage Centres for the operation of community-based facilities that acquire, preserve, and exhibit information, objects, artefacts and works of art portraying the heritage of the NWT.

Education, Culture and Employment

Culture, Heritage and Languages

Grants, Contributions and Transfers

Indigenous Languages (6,285) - Contributions are provided to various Indigenous Language partners to support the preservation, promotion and revitalization of Indigenous languages in the NWT through funding territorial strategic initiatives, Indigenous government's regional Indigenous language plans, and community Indigenous language learning opportunities.

Indigenous Languages Broadcasting (1,028) - Contributions provided to Indigenous Communication Societies to ensure publication and distribution of magazine, radio and television productions in the Official Indigenous Languages of the NWT, as well as contributions provided to Community Radio Stations for broadcasting support.

Tłıchq Cultural Coordinator (35) - The Tłıchq Government, Government of Canada and the GNWT each agreed to fund one third of the costs of a position. The GNWT's portion of funding for the Cultural Coordinator is to be split equally between the Department of Health and Social Services and the Department of Education, Culture and Employment.

Education, Culture and Employment

Culture, Heritage and Languages

Active Positions (Information Item)

	2019-2020				2018-2019			
	Full Time	Part Time	Seasonal	Total	Full Time	Part Time	Seasonal	Total
Regional Allocation								
Headquarters	49	3	-	52	47	3	-	50
North Slave	-	-	-	-	-	-	-	-
Tłıchǫ	-	-	-	-	-	-	-	-
South Slave	2	-	-	2	2	-	-	2
Dehcho	-	-	-	-	-	-	-	-
Sahtu	-	-	-	-	-	-	-	-
Beaufort Delta	1	-	-	1	1	-	-	1
	52	3	-	55	50	3	-	53
Community Allocation								
Headquarters	49	3	-	52	47	3	-	50
Regional Offices	3	-	-	3	3	-	-	3
Other	-	-	-	-	-	-	-	-
	52	3	-	55	50	3	-	53

Full Time and Part Time positions may be indeterminate positions with no end date of employment or for a fixed term. Regional Offices include positions located in Yellowknife Regional Offices (North Slave), Fort Smith, Hay River, Fort Simpson, Norman Wells and Inuvik.

Education, Culture and Employment

Early Childhood and School Services

Activity Description

The Early Childhood and School Services activity is responsible for the planning, development, maintenance and continuous improvement of early childhood and the Junior Kindergarten through Grade 12 school system in the NWT. This includes activities such as the development and implementation of curriculum standards, licensing of early childhood programming, development, implementation and monitoring of Ministerial directives for divisional education councils, teacher, principal and instructor certification, the implementation of accountability mechanisms and public library services. Early Childhood and School Services consists of the following divisions:

- Early Childhood Development and Learning
- Education Operations and Development
- Health, Wellness and Student Support
- Public Library Services
- Teaching and Learning

Education, Culture and Employment

Early Childhood and School Services

Operations Expenditure Summary

(thousands of dollars)

	2019-2020 Main Estimates	2018-2019 Revised Estimates	2018-2019 Main Estimates	2017-2018 Actuals
Program Detail				
Early Childhood Development and Learning	11,526	12,331	11,606	9,915
Education Operations and Development				
Education Operations and Development	2,041	2,041	2,038	2,077
NWTTA Professional Improvement	2,019	2,019	2,019	1,781
Territorial Schools and Administration	132,126	129,924	129,472	129,793
Health, Wellness and Student Support				
Health, Wellness and Student Support	2,783	2,266	2,064	2,093
Inclusive Schooling	25,808	26,608	26,724	26,214
Indigenous Languages and Education	11,819	11,654	11,608	11,478
Public Library Services	1,883	1,883	1,882	1,934
Teaching and Learning				
Education Renewal and Innovation	2,921	2,742	2,742	1,828
Minority Language Education and Instruction	2,732	2,732	2,732	3,031
Northern Distance Learning	2,023	1,595	1,595	889
Teaching and Learning	1,792	1,484	1,481	2,439
	199,473	197,279	195,963	193,472
Expenditure Category				
Compensation and Benefits	6,301	5,756	5,601	6,058
Grants, Contributions and Transfers	172,773	172,177	171,745	171,392
Amortization	12,656	11,581	11,581	10,883
Computer Hardware and Software	40	3	-	33
Contract Services	3,784	3,418	3,308	1,652
Controllable Assets	-	-	-	224
Fees and Payments	745	695	469	1,251
Materials and Supplies	851	626	556	477
Purchased Services	629	662	622	295
Travel	1,694	2,361	2,081	1,207
	199,473	197,279	195,963	193,472

Education, Culture and Employment

Early Childhood and School Services

Grants, Contributions and Transfers

(thousands of dollars)

	2019-2020 Main Estimates	2018-2019 Revised Estimates	2018-2019 Main Estimates	2017-2018 Actuals
Grants				
Early Childhood Program Grants	90	90	80	-
Early Childhood Program Operator Subsidy	4,253	4,253	4,003	4,176
Early Childhood Scholarship	165	165	145	65
Early Childhood Worker Grant Program	890	890	890	955
	5,398	5,398	5,118	5,196
Contributions				
Community Library Services	763	763	763	750
Early Childhood Program Contributions	1,339	1,422	1,652	1,049
Education Authority Contributions	156,104	155,517	155,135	155,105
Education Renewal and Innovation Contributions	185	272	272	1,053
Healthy Food for Learning	650	650	650	650
Literacy Funding	677	677	677	635
Minority-Language Education and Second-Language Instruction: French	2,539	2,539	2,539	2,813
Northern Youth Abroad	-	-	-	50
Northern Distance Learning	1,399	1,220	1,220	868
NWTTA Professional Development Fund	2,019	2,019	2,019	1,806
Supporting Child Inclusion and Participation	1,700	1,700	1,700	1,417
	167,375	166,779	166,627	166,196
Total Grants and Contributions	172,773	172,177	171,745	171,392

Descriptions of Grants and Contributions

Early Childhood Program Grants (90) - Grants for early childhood learning and childcare programs.

Early Childhood Program Operator Subsidy (4,253) - Grants to support the operations of licensed daycare and day home operators.

Early Childhood Scholarship (165) - Grants to support full-time, face-to-face postsecondary education in Early Childhood Development at the diploma level or higher.

Early Childhood Worker Grant Program (890) - Grants for early childhood learning and childcare workers.

Community Library Services (763) - Contributions towards the administrative and operational expenses of locally operated libraries.

Education, Culture and Employment

Early Childhood and School Services

Grants, Contributions and Transfers

Early Childhood Program Contributions (1,339) - Contributions for early learning and child care programs and family literacy programs.

Education Authority Contributions (156,104) - Annual operations and maintenance contributions to the education authorities for the operation of school programs. Enrolment-based formulae are used to determine the majority of payments.

Education Renewal and Innovation Contributions (185) - Contributions provided to educational partners such as the NWTTA and the Education Bodies to make fundamental changes to the education system in order to

Healthy Food for Learning (650) - Contributions provided to schools for the purchase of healthy and nutritious food to support breakfast, snack or lunch programs.

Literacy Funding (677) - Funding to organizations to deliver literacy programs.

Minority-Language Education and Second-Language Instruction: French (2,539) - Contributions are provided under a funding agreement with Canadian Heritage to meet additional costs associated with the development and delivery of instruction in French for kindergarten to grade 12 school programs and the development of French postsecondary offerings in the NWT.

Northern Youth Abroad - Funding to Northern Youth Abroad for the Canadian program that helps northern youth learn about cross cultural learning and awareness, volunteerism, career expectations, job training, leadership, self-confidence, self-esteem, and community development.

Northern Distance Learning (1,339) - Contributions to Education Bodies to improve equitable access to academic courses in small communities by providing an online program that makes academic courses available to high schools in those communities. This program is being implemented in partnership with the Beaufort Delta Division Education Council.

NWTTA Professional Development Fund (2,019) - Contribution to the NWT Teachers' Association for the professional development of teachers as per the NWTTA Collective Agreement.

Supporting Child Inclusion and Participation (1,700) - Contributions to target the needs of children who are vulnerable, at risk and/or who have specific needs.

Education, Culture and Employment

Early Childhood and School Services

Active Positions

(Information Item)

	2019-2020				2018-2019			
	Full Time	Part Time	Seasonal	Total	Full Time	Part Time	Seasonal	Total
Regional Allocation								
Headquarters	35	-	-	35	33	-	-	33
North Slave	3	-	-	3	3	-	-	3
Tłıchǫ	-	-	-	-	-	-	-	-
South Slave	9	3	-	12	9	3	-	12
Dehcho	-	1	-	1	-	1	-	1
Sahtu	1	-	-	1	1	-	-	1
Beaufort Delta	1	-	-	1	1	-	-	1
	49	4	-	53	47	4	-	51
Community Allocation								
Headquarters	35	-	-	35	33	-	-	33
Regional Offices	14	4	-	18	14	4	-	18
Other	-	-	-	-	-	-	-	-
	49	4	-	53	47	4	-	51

Full Time and Part Time positions may be indeterminate positions with no end date of employment or for a fixed term. Regional Offices include positions located in Yellowknife Regional Offices (North Slave), Fort Smith, Hay River, Fort Simpson, Norman Wells and Inuvik.

Education, Culture and Employment

Income Security

Activity Description

The Income Security activity develops policy, plans and provides training, information, financial and auditing functions for the delivery of Income Security Programs by regional offices in line with relevant legislation and regulations. Supports are provided at headquarters to ensure that the NWT Social Assistance Appeal Committees, the NWT Social Assistance Appeal Board and the NWT Student Financial Assistance Appeal Board can respond to client complaints in compliance with legislation. The activity also works closely with non-government organizations with an interest in social programs. Income Security includes the following divisions and programs:

- Income Assistance
- NWT Child Benefit
- Senior Citizen Supplementary Benefit
- Senior Home Heating Subsidy
- Student Financial Assistance

Education, Culture and Employment

Income Security

Operations Expenditure Summary

(thousands of dollars)

	2019-2020 Main Estimates	2018-2019 Revised Estimates	2018-2019 Main Estimates	2017-2018 Actuals
Program Detail				
Income Assistance	31,817	29,143	29,140	32,600
Senior Citizen Supplementary Benefit	2,705	2,705	2,705	2,483
Senior Home Heating Subsidy	2,192	2,192	2,192	1,523
Student Financial Assistance	15,129	15,025	15,025	14,777
	51,843	49,065	49,062	51,383
Expenditure Category				
Compensation and Benefits	6,496	6,496	6,493	7,431
Grants, Contributions and Transfers	14,496	14,392	14,392	13,379
Computer Hardware and Software	10	10	10	12
Contract Services	277	277	277	235
Fees and Payments	27,953	25,279	25,279	27,406
Materials and Supplies	52	52	52	142
Purchased Services	29	29	29	105
Travel	111	111	111	363
Valuation Allowances	2,419	2,419	2,419	2,304
	51,843	49,065	49,062	51,383

Education, Culture and Employment

Income Security

Grants, Contributions and Transfers

(thousands of dollars)

	2019-2020 Main Estimates	2018-2019 Revised Estimates	2018-2019 Main Estimates	2017-2018 Actuals
Grants				
Senior Home Heating Subsidy	2,192	2,192	2,192	1,523
Student Grants	12,076	11,972	11,972	11,630
	14,268	14,164	14,164	13,153
Contributions				
Income Security Initiative	228	228	228	226
Total Grants and Contributions	14,496	14,392	14,392	13,379

Descriptions of Grants and Contributions

Senior Home Heating Subsidy (2,192) - Grants to provide financial assistance to low to modest income NWT seniors to offset the costs of heating their homes or units.

Student Grants (12,076) - Grants to NWT students for postsecondary education.

Income Security Initiative (228) - Contributions to the Salvation Army to provide effective community resources that will assist participants to work through obstacles and achieve goals.

Education, Culture and Employment

Income Security

Active Positions (Information Item)

	2019-2020				2018-2019			
	Full Time	Part Time	Seasonal	Total	Full Time	Part Time	Seasonal	Total
Regional Allocation								
Headquarters	17	-	-	17	17	-	-	17
North Slave	7	-	-	7	7	-	-	7
Tłıchǵ	3	-	-	3	3	-	-	3
South Slave	8	1	-	9	8	1	-	9
Dehcho	5	-	-	5	5	-	-	5
Sahtu	3	1	-	4	3	1	-	4
Beaufort Delta	9	2	-	11	9	2	-	11
	52	4	-	56	52	4	-	56
Community Allocation								
Headquarters	17	-	-	17	17	-	-	17
Regional Offices	27	-	-	27	27	-	-	27
Other	8	4	-	12	8	4	-	12
	52	4	-	56	52	4	-	56

Full Time and Part Time positions may be indeterminate positions with no end date of employment or for a fixed term. Regional Offices include positions located in Yellowknife Regional Offices (North Slave), Fort Smith, Hay River, Fort Simpson, Norman Wells and Inuvik.

Education, Culture and Employment

Labour Development and Advanced Education

Activity Description

The Labour Development and Advanced Education activity provides advanced and adult education coordination and a variety of career, employment and labour programs and services to ensure that NWT residents have the skills, knowledge and opportunities to participate fully as productive citizens in the Northern economy, including the delivery of the NWT Nominee Program which provides eligible Foreign Nationals with a pathway to becoming a permanent Canadian resident. Labour Development and Advanced Education includes the following divisions and programs:

- Adult and Advanced Education
- Apprenticeship and Occupational Certification
- Employment Standards
- Labour Market Programs
 - NWT Nominee Program
 - Small Community Employment Support
- Management and Program Support
- Student Transition Support

Education, Culture and Employment

Labour Development and Advanced Education

Operations Expenditure Summary

(thousands of dollars)

	2019-2020 Main Estimates	2018-2019 Revised Estimates	2018-2019 Main Estimates	2017-2018 Actuals
Program Detail				
Adult and Advanced Education	34,803	34,784	34,754	35,542
Apprenticeship and Occupational Certification	2,287	2,287	2,287	2,126
Employment Standards	761	761	759	726
Labour Market Programs				
Labour Market Programs	7,909	8,325	5,202	4,382
Small Community Employment Support	4,267	4,267	4,267	3,379
Management and Program Support	2,133	2,133	2,117	2,703
Student Transition Support	975	1,003	1,003	317
	53,135	53,560	50,389	49,175
Expenditure Category				
Compensation and Benefits	6,962	6,954	6,534	4,811
Grants, Contributions and Transfers	41,957	42,088	39,566	39,542
Amortization	2,725	2,991	2,991	2,607
Computer Hardware and Software	-	-	-	13
Contract Services	583	558	352	806
Controllable Assets	-	-	-	19
Fees and Payments	172	172	172	785
Interest	13	51	51	65
Loss on Sale of Assets	-	-	-	-
Materials and Supplies	162	185	162	170
Purchased Services	200	200	200	209
Travel	361	361	361	148
	53,135	53,560	50,389	49,175

Education, Culture and Employment

Labour Development and Advanced Education

Grants, Contributions and Transfers

(thousands of dollars)

	2019-2020 Main Estimates	2018-2019 Revised Estimates	2018-2019 Main Estimates	2017-2018 Actuals
Grants				
Trades and Occupations Wage Subsidy	1,072	1,072	1,072	948
Workforce Development Agreement Grants	1,367	1,454	-	-
	2,439	2,526	1,072	948
Contributions				
Aurora College	32,470	32,451	32,421	32,287
Career Development and Training	80	80	80	76
Literacy Funding	1,679	1,679	1,679	2,275
Skills Canada	70	70	70	70
Small Community Employment	4,244	4,244	4,244	3,244
Workforce Development Agreement Contributions	975	1,038	-	642
	39,518	39,562	38,494	38,594
Total Grants and Contributions	41,957	42,088	39,566	39,542

Descriptions of Grants and Contributions

Trades and Occupations Wage Subsidy (1,072) - Grants to provide financial assistance to local employers to hire northerners with little or no work experience and training, and support that individual as they progress through the apprenticeship or occupation certification program.

Workforce Development Agreement Grants (1,367) - Grants to provide financial assistance to individuals and employers for training, supports, employment partnerships, and knowledge building programs and services designed to support people in obtaining and maintaining employment in the Northwest Territories.

Aurora College (32,470) - Base funding for Aurora College to deliver adult and postsecondary education in the NWT. Includes funding for the Aurora Research Institute.

Career Development and Training (80) - Funding to support skills development projects.

Literacy Funding (1,679) - Funding to organizations to deliver literacy programs.

Skills Canada (70) - Funding to support work plan activities and priorities related to adult career and employment development, specifically in providing opportunities for individuals in small and remote communities to obtain essential skills and training needed for longer term employment in the work place.

Education, Culture and Employment

Labour Development and Advanced Education

Grants, Contributions and Transfers

Small Community Employment (4,224) - Funding to support small NWT communities and regional centres, through designated community authorities, in developing employment opportunities and job creation for their residents.

Workforce Development Agreement Contributions (975) - Contributions to provide financial assistance to community partners for training, supports, employment partnerships, and knowledge building programs and services designed to support people in obtaining and maintaining employment in the Northwest Territories.

Education, Culture and Employment

Labour Development and Advanced Education

Active Positions (Information Item)

	2019-2020				2018-2019			
	Full Time	Part Time	Seasonal	Total	Full Time	Part Time	Seasonal	Total
Regional Allocation								
Headquarters	17	-	-	17	16	-	-	16
North Slave	11	-	-	11	11	-	-	11
Tłıchǫ	-	-	-	-	-	-	-	-
South Slave	8	-	-	8	8	-	-	8
Dehcho	4	-	-	4	3	-	-	3
Sahtu	2	-	-	2	1	-	-	1
Beaufort Delta	10	-	-	10	10	-	-	10
	52	-	-	52	49	-	-	49
Community Allocation								
Headquarters	17	-	-	17	16	-	-	16
Regional Offices	35	-	-	35	33	-	-	33
Other	-	-	-	-	-	-	-	-
	52	-	-	52	49	-	-	49

Full Time and Part Time positions may be indeterminate positions with no end date of employment or for a fixed term. Regional Offices include positions located in Yellowknife Regional Offices (North Slave), Fort Smith, Hay River, Fort Simpson, Norman Wells and Inuvik.

Education, Culture and Employment

Students Loan Fund

(Information Item)

The purpose of the Students Loan Fund is to provide financial assistance to post-secondary students in accordance with the *Student Financial Assistance Act* and Regulations.

(thousands of dollars)

	2019-2020 Main Estimates	2018-2019 Revised Estimates	2018-2019 Main Estimates	2017-2018 Actuals
Authorized Limit	45,000	45,000	45,000	45,000
Operating Results:				
Loans Receivable, April 1	40,294	40,953	39,926	41,320
Loans Granted	6,057	5,955	5,552	6,098
Loans Repaid	(3,024)	(3,086)	(3,304)	(3,311)
Loans Forgiven	(100)	(309)	(100)	-
Loans Remised	(2,650)	(2,650)	(2,890)	(2,733)
Northern Bonus	(589)	(569)	(632)	(421)
Loans Receivable, March 31	39,988	40,294	38,552	40,953

Education, Culture and Employment

Education Authorities Programs and Services

(Information Item)

In 1996, the Government of the Northwest Territories (GNWT) adopted a new *Education Act* that renamed existing governance structures and enhanced their responsibilities. The *Education Act* gives Divisional Education Councils (DECs) and District Education Authorities (DEAs) the legislative authority to provide leadership and guidance to their respective educational districts and communities.

Each DEA is comprised of elected or appointed representatives responsible for the school(s) in their community. There are a total of 49 public schools in 32 of the 33 communities in the NWT.

The GNWT certifies teachers and determines curricula that guide what should be taught and what students should be learning in NWT schools, while the DECs and DEAs provide each NWT community with the authority to meet the specific educational and cultural needs of students.

	2019-2020 School Year	2018-2019 Revised School Year
	\$(000)s	\$(000)s
Beaufort-Delta Divisional Education Council	29,919	29,572
Commission scolaire francophone, Territoires du Nord-Ouest	4,410	4,255
Dehcho Divisional Education Council	13,272	13,114
Dettah District Education Authority	1,702	1,642
Ndilo District Education Authority	2,543	2,445
Sahtu Divisional Education Council	14,595	14,528
South Slave Divisional Education Council	25,311	25,070
Tłı̨chǫ Community Services Agency	16,133	16,476
Yellowknife District No.1 Education Authority	28,521	28,099
Yellowknife Public Denominational District Education Authority	19,796	19,608
	156,202	154,809

The above information has not been finalized with the Education Authorities. Contributions and positions are calculated on a July 1 – June 30 school year basis.

Education, Culture and Employment

Education Authorities Programs and Services

Active Positions

(Information Item)

	2019-2020				2018-2019			
	Full Time	Part Time	Seasonal	Total	Full Time	Part Time	Seasonal	Total
Authority Allocation								
Beaufort-Delta Divisional Education Council	185	-	-	185	187	-	-	187
Commission scolaire francophone, Territoires du Nord-Ouest	29	-	-	29	31	-	-	31
Dehcho Divisional Education Council	76	-	-	76	84	-	-	84
Dettah District Education Authority	8	-	-	8	8	-	-	8
Ndilo District Education Authority	18	-	-	18	17	-	-	17
Sahtu Divisional Education Council	86	-	-	86	88	-	-	88
South Slave Divisional Education Council	167	-	-	167	177	-	-	177
Tłı̨chǫ Community Services Agency	103	-	-	103	114	-	-	114
Yellowknife Public Denominational District Education Authority	157	-	-	157	156	-	-	156
Yellowknife District No.1 Education Authority	224	-	-	224	223	-	-	223
	1,053	-	-	1,053	1,085	-	-	1,085
Regional Allocation								
Headquarters	-	-	-	-	-	-	-	-
North Slave	425	-	-	425	422	-	-	422
Tłı̨chǫ	103	-	-	103	114	-	-	114
South Slave	178	-	-	178	190	-	-	190
Dehcho	76	-	-	76	84	-	-	84
Sahtu	86	-	-	86	88	-	-	88
Beaufort Delta	185	-	-	185	187	-	-	187
	1,053	-	-	1,053	1,085	-	-	1,085
Community Allocation								
Headquarters	-	-	-	-	-	-	-	-
Regional Offices	699	-	-	699	701	-	-	701
Other	354	-	-	354	384	-	-	384
	1,053	-	-	1,053	1,085	-	-	1,085

Full Time and Part Time positions may be indeterminate positions with no end date of employment or for a fixed term. Regional Offices include positions located in Yellowknife Regional Offices (North Slave), Fort Smith, Hay River, Fort Simpson, Norman Wells and Inuvik.

Education, Culture and Employment

Aurora College Programs and Services

(Information Item)

Aurora College delivers adult and postsecondary education and training programs under the direction of a Board of Governors or an Administrator appointed by, and accountable to, the Minister of Education, Culture and Employment. Aurora College has three regional campuses and 21 community learning centres and delivers programming under six school departments.

Aurora College offers a number of certificate and/or diploma programs and degree programs out of three regional campuses in partnerships with universities. Through its three campuses and 21 community learning centres, Aurora College provides community-based Adult Literacy and Basic Education programs as a means to facilitate greater access to postsecondary education, training and employment.

Aurora College operates through third-party contracts and an annual contribution from the Department as approved by the Legislative Assembly. Contributions to the Aurora College are allocated by academic year, which runs from July 1 to June 30.

The School of Trades, Apprenticeship and Industrial Training provides technical training that supports people in achieving journeyman status, becoming a technician or technologist in a designated occupation, or obtaining basic skills to begin careers in trades, construction or mining-related occupations.

The Aurora Research Institute is responsible for licensing and coordinating research in accordance with the *Scientists Act*.

Funding Allocation

(thousands of dollars)

	2019-2020 Academic Year	2018-2019 Revised Academic Year
Aurora College		
Base Operations	5,169	5,169
Campus Delivery	10,165	10,165
Community Delivery	6,005	6,005
Service Adjustment	3,734	3,734
Building and Works	7,475	7,456
Total College Contributions	32,548	32,529

Notes:

1. The above allocations will not be finalized with Aurora College until the Department approves its proposal for the 2019-20 academic year.
2. Glossary:
 - Base Operations - minimum service level for administration of head office, campuses and student services
 - Campus Delivery - programs offered at regional campuses
 - Community Delivery - programs offered through community learning centres
 - Service Adjustment - for regional cost differences and to enhance service levels in specific communities
 - Building and Works - facilities, equipment and utilities
3. Calculations are based on Aurora College's fiscal year which is also the academic year: July 1 to June 30.

Education, Culture and Employment

Aurora College Programs and Services

Active Positions

(Information Item)

	2019-2020				2018-2019			
	Full Time	Part Time	Seasonal	Total	Full Time	Part Time	Seasonal	Total
Regional Allocation								
Headquarters	-	-	-	-	-	-	-	-
North Slave	37	9	-	46	37	9	-	46
Tłıchǫ	1	3	-	4	1	3	-	4
South Slave	76	10	-	86	76	10	-	86
Dehcho	3	1	-	4	3	1	-	4
Sahtu	4	1	-	5	4	1	-	5
Beaufort Delta	31	15	-	46	31	15	-	46
	152	39	-	191	152	39	-	191
Community Allocation								
Headquarters	-	-	-	-	-	-	-	-
Regional Offices	141	32	-	173	141	32	-	173
Other	11	7	-	18	11	7	-	18
	152	39	-	191	152	39	-	191

Full Time and Part Time positions may be indeterminate positions with no end date of employment or for a fixed term. Regional Offices include positions located in Yellowknife Regional Offices (North Slave), Fort Smith, Hay River, Fort Simpson, Norman Wells and Inuvik.

Education, Culture and Employment

Lease Commitments

(Information Item)

(thousands of dollars)

Type of Property	Community	2019-2020	
		Main Estimates	Future Lease Payments
Office Space to deliver Income Security programs	Aklavik	18	-
Office Space to deliver Income Security programs	Łutselk'e	11	43
Office Space to deliver Income Security programs	Paulatuk	12	43
Office Space to deliver Income Security programs	Ulukhaktuk	12	-
		53	86

The above leases do not include capital leases. In the event a lease is deemed to be a capital lease the associated asset is included in tangible capital assets and amortized over the useful life of the asset; and the lease is recorded as a financial liability.

The Main Estimates and Future Lease Payment amounts represent the Base Rent cost, excluding any operations and maintenance component that is included in the total Lease costs in the agreement.

Education, Culture and Employment

Work Performed on Behalf of Others

(Information Item)

(thousands of dollars)

Items	2019-2020	2018-2019	2018-2019	2017-2018
	Main Estimates	Revised Estimates	Main Estimates	Actuals
Gwich'in Implementation	24	24	24	28
Labour Market Development Agreement	4,721	4,706	4,713	4,421
Sahtu Land Claim Implementation	24	24	24	31
Tłıchǫ Agreement Implementation Funding	89	89	89	93
Workforce Development Agreement	-	-	1,893	1,849
	4,858	4,843	6,743	6,422

Descriptions of Work Performed on Behalf of Others

Gwich'in Land Claim Implementation (24) - Under the terms of a 10-year Bilateral Funding Agreement between Crown-Indigenous Relations and Northern Affairs Canada (CIRNAC) and the Government of the Northwest Territories (GNWT), CIRNAC will provide funding to the GNWT to assist with Gwich'in implementation activities pursuant to the Gwich'in Implementation Plan.

Labour Market Development Agreement (4,721) - The Canada-Northwest Territories Labour Market Development Agreement came into effect October 1, 1998. Under the Agreement, the Northwest Territories assumed delivery responsibility for labour market development measures under the *Employment Insurance Act*.

Sahtu Land Claim Implementation (24) - Under the terms of a 10-year Bilateral Funding Agreement between CIRNAC and the GNWT, CIRNAC will provide funding to the GNWT to assist with Sahtu implementation activities pursuant to the Sahtu Implementation Plan.

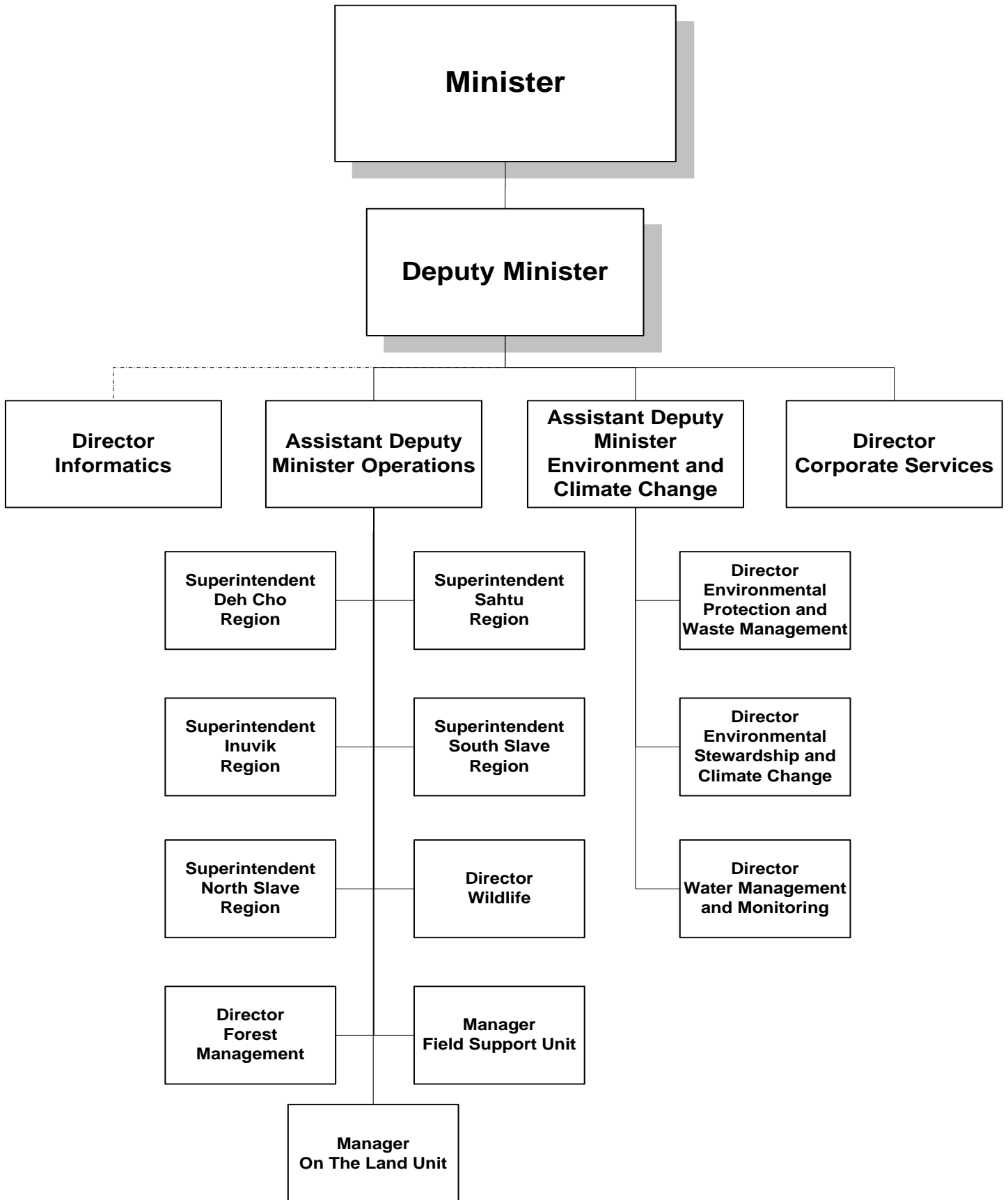
Tłıchǫ Agreement Implementation Funding (89) - Under the terms of a 10-year Bilateral Funding Agreement between CIRNAC and the GNWT, CIRNAC will provide funding to the GNWT to assist with Tłıchǫ implementation activities pursuant to the Tłıchǫ Implementation Plan.

Workforce Development Agreement - In 2017-2018 and 2018-2019, the Canada Job Fund Agreement, the Labour Market Agreement for Persons with Disabilities and the Targeted Initiative for Older Workers was appropriated as Work Performed on Behalf of Others. In March 2018, the new Workforce Development Agreement (WDA) was signed and is retroactive starting April 1, 2017, making transfers to the provinces and territories simpler and more flexible. The WDA provides funding for training and employment programs and services to meet the needs of a wide variety of clients, including unemployed workers not eligible for EI, low-skilled employed workers, persons with disabilities and older workers. Starting with the 2018-2019 Revised Estimates, the budget for the WDA will be reflected as Operations Expenditures under the Labour Development and Advanced Education activity.

Environment and Natural Resources

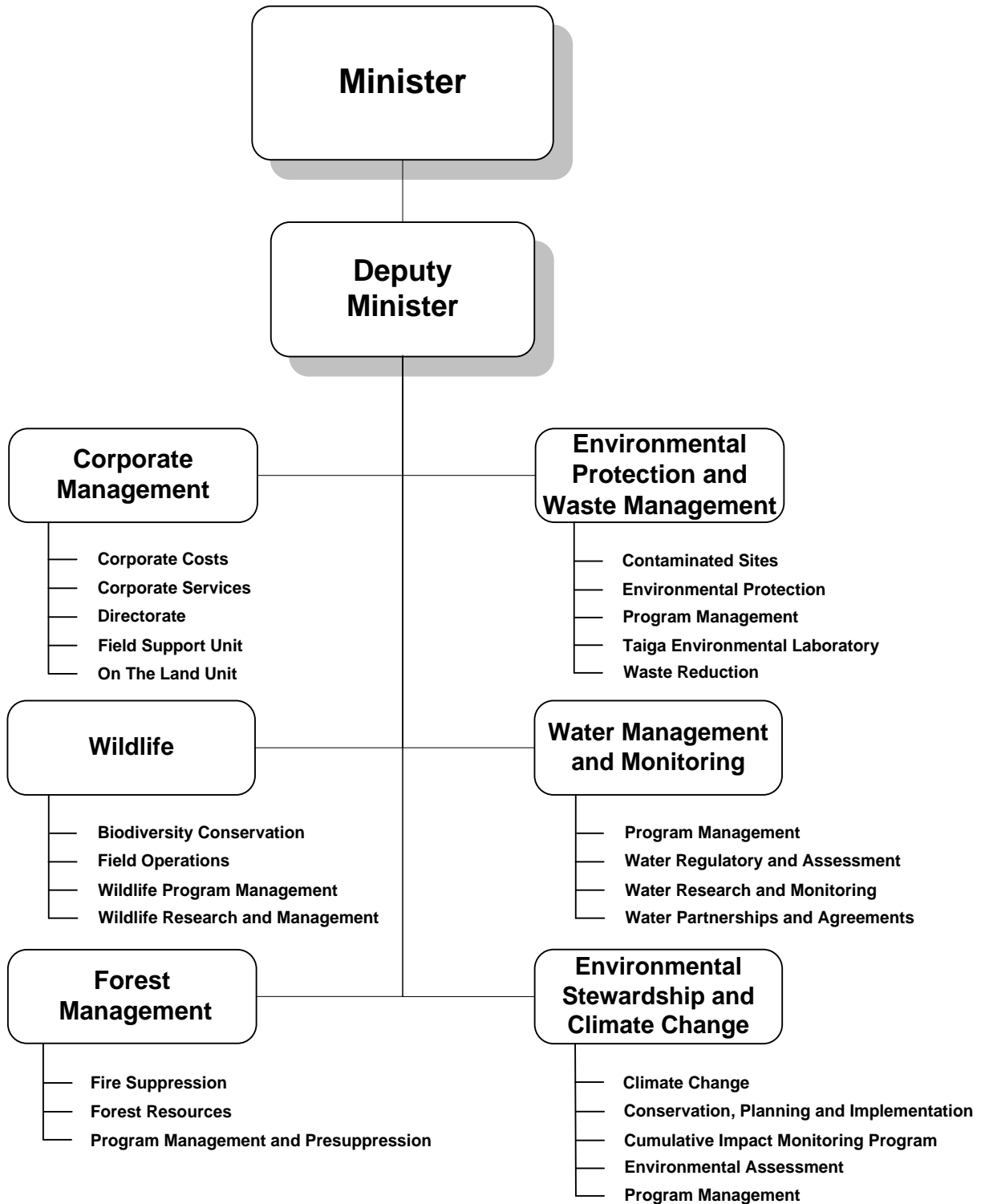
Environment and Natural Resources

Organizational Chart



Environment and Natural Resources

Accounting Structure Chart

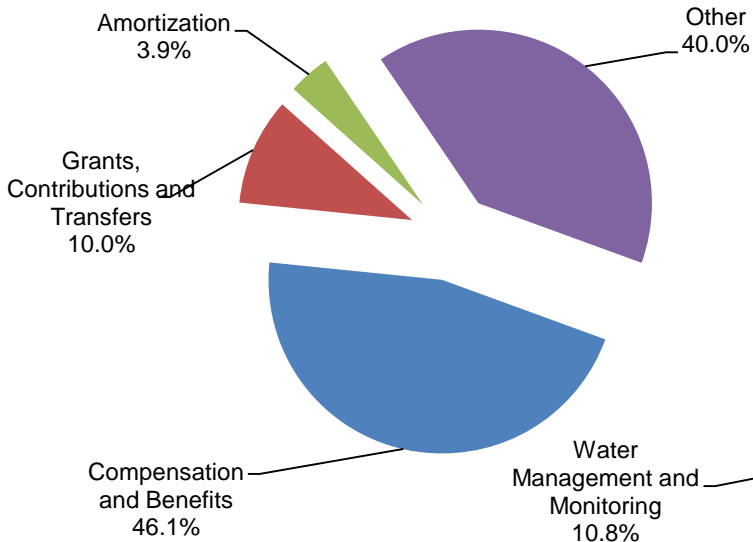


Environment and Natural Resources

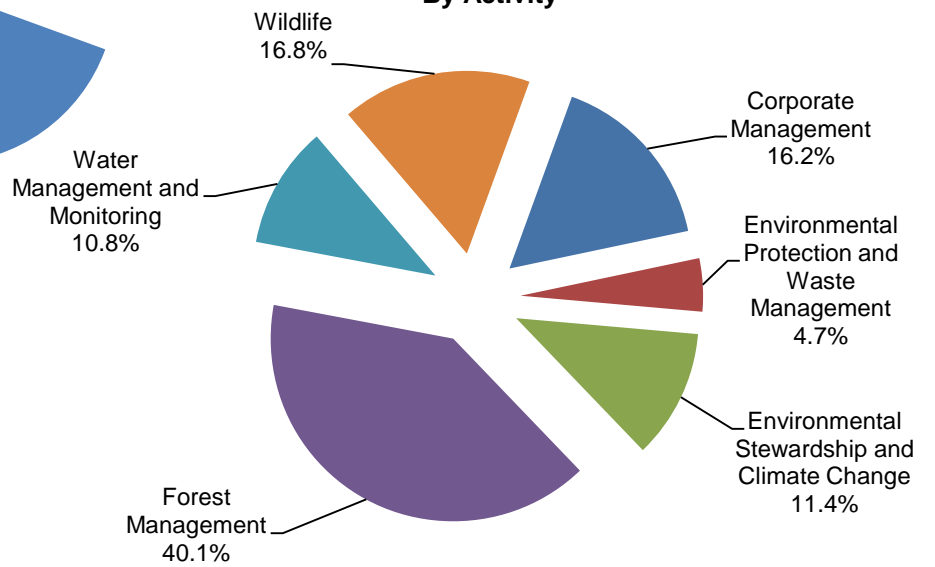
Graphs

Operations Expenditures

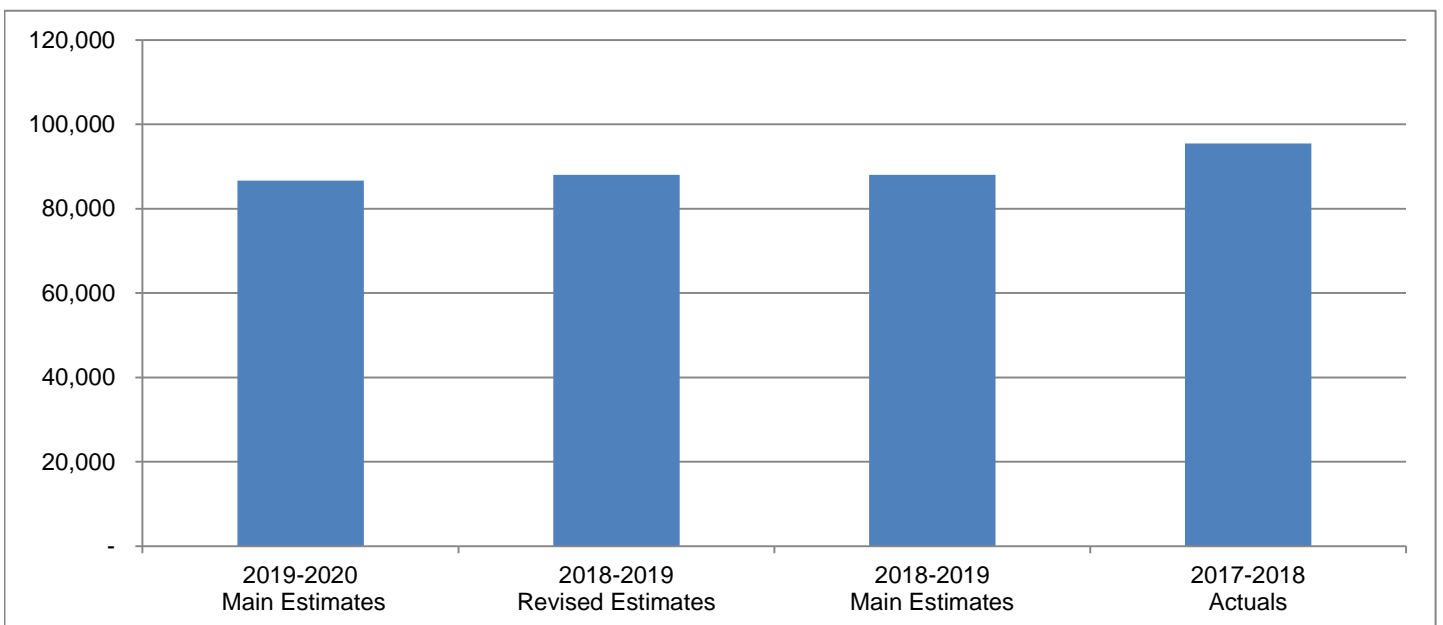
By Expenditure Category



By Activity



Operations Expenditures Comparison (thousands of dollars)



Environment and Natural Resources

The mandate of the Minister and the Department of Environment and Natural Resources (ENR) is to promote and support the sustainable use and development of natural resources and to protect, conserve, and enhance the Northwest Territories (NWT) environment for the social and economic benefit of all NWT residents.

(thousands of dollars)

	2019-2020 Main Estimates	2018-2019 Revised Estimates	2018-2019 Main Estimates	2017-2018 Actuals
Activity				
Corporate Management	13,986	14,178	14,141	13,937
Environmental Protection and Waste Management	4,069	4,054	4,054	4,909
Environmental Stewardship and Climate Change	9,897	9,807	9,807	9,379
Forest Management	34,832	36,000	36,000	42,140
Water Management and Monitoring	9,349	9,671	9,671	9,644
Wildlife	14,560	14,349	14,349	15,454
	86,693	88,059	88,022	95,463
Expenditure Category				
Compensation and Benefits	39,902	39,823	39,786	39,876
Grants, Contributions and Transfers	8,700	8,926	8,926	9,343
Amortization	3,395	3,640	3,640	2,844
Chargebacks	1,881	1,878	1,878	2,078
Computer Hardware and Software	140	165	165	440
Contract Services	21,106	22,015	22,015	24,993
Controllable Assets	591	612	612	534
Fees and Payments	541	657	657	778
Loss on Sale of Assets	-	-	-	1,390
Materials and Supplies	3,300	3,255	3,255	5,522
Purchased Services	2,020	2,042	2,042	2,733
Travel	3,569	3,504	3,504	2,882
Utilities	1,548	1,542	1,542	2,050
	86,693	88,059	88,022	95,463
Total Revenues	5,505	5,634	5,591	9,012
Total Active Positions	355		354	
Infrastructure Investment	2,423	7,709	2,974	5,840

Environment and Natural Resources

Revenue Summary

(Information Item)

(thousands of dollars)

	2019-2020 Main Estimates	2018-2019 Revised Estimates	2018-2019 Main Estimates	2017-2018 Actuals
Transfer Payments				
Federal Cost Shared	3,650	3,650	3,650	3,650
Non-renewable Resource Revenue				
Licences, Rental and Other Fees				
Water Use Fees	80	80	80	48
General				
<i>Regulatory Revenue</i>				
Environment Fund Net Revenue	168	197	154	1,333
Fees for Water and Soil Analysis	795	795	795	555
Hunting and Fishing Licences	775	775	775	456
Timber Permits and Licences	5	5	5	11
Spill Recovery	-	100	100	-
<i>Service and Miscellaneous</i>				
Asset sales	-	-	-	703
Service Recoveries - Administration	32	32	32	32
<i>Recovery of Prior Years' Expenses</i>	-	-	-	2,224
	1,775	1,904	1,861	5,314
	5,505	5,634	5,591	9,012

Environment and Natural Resources

Active Position Summary

(Information Item)

Activity	2019-2020				2018-2019			
	Full Time	Part Time	Seasonal	Total	Full Time	Part Time	Seasonal	Total
Activity								
Corporate Management	45	1	-	46	46	1	-	47
Environmental Protection and Waste Management	23	-	-	23	23	-	-	23
Environmental Stewardship and Climate Change	33	-	-	33	32	-	-	32
Forest Management	44	1	101	146	44	1	101	146
Water Management and Monitoring	36	-	-	36	36	-	-	36
Wildlife	65	6	-	71	64	6	-	70
	246	8	101	355	245	8	101	354
Regional Allocation								
Headquarters	123	1	-	124	123	1	-	124
North Slave	16	-	10	26	16	-	10	26
Tłıchǫ	3	-	3	6	3	-	3	6
South Slave	57	1	27	85	57	1	27	85
Dehcho	14	2	37	53	14	2	37	53
Sahtu	15	-	8	23	15	-	8	23
Beaufort Delta	18	4	16	38	17	4	16	37
	246	8	101	355	245	8	101	354
Community Allocation								
Headquarters	123	1	-	124	123	1	-	124
Regional Offices	100	-	50	150	99	-	50	149
Other	23	7	51	81	23	7	51	81
	246	8	101	355	245	8	101	354

Full Time and Part Time positions may be indeterminate positions with no end date of employment or for a fixed term. Regional Offices include positions located in Yellowknife Regional Offices (North Slave), Fort Smith, Hay River, Fort Simpson, Norman Wells and Inuvik.

Environment and Natural Resources

Corporate Management

Activity Description

The Corporate Management activity provides overall management, strategic planning, communication, and leadership to the Department's divisions and regions. Divisions and Units within this activity enable the Department to respond effectively to the environmental and resource management priorities of NWT residents.

The Corporate Management activity is carried out through Corporate Services, Directorate, Field Support Unit and On the Land Unit.

This activity includes Corporate Costs, which captures the Department-wide costs such as lease payments, TSC Chargebacks, employee leave and termination benefits, and vehicle and building maintenance.

Corporate Services coordinates the policy, planning, legislative, communications, financial, administrative, and reporting activities for the Department. These services include providing advice and support to the Minister, Deputy Minister, and senior managers on the annual business plan, annual budget and reporting on results.

Directorate provides the overall leadership, management, and strategic planning for the Department.

The Field Support Unit provides regional and divisional support on activities related to licensing, compliance, and employee training. This unit also coordinates the Department's occupational health and safety activities.

The On the Land Unit designs, develops and implements activities, programs and research related to traditional and local knowledge, traditional economy, country foods, on-the-land collaboration, Indigenous and community-based research, and public education, and provides regional and divisional support in these areas. The Unit works closely with NWT communities, GNWT departments and other partners and builds strong, collaborative partnerships to advance on the land efforts in the territory.

Environment and Natural Resources

Corporate Management

Operations Expenditure Summary

(thousands of dollars)

	2019-2020 Main Estimates	2018-2019 Revised Estimates	2018-2019 Main Estimates	2017-2018 Actuals
Program Detail				
Corporate Costs	2,725	2,732	2,695	3,273
Corporate Services	4,618	4,618	4,618	4,319
Directorate	2,472	2,277	2,277	2,810
Field Support Unit	881	876	876	881
On the Land Unit	3,290	3,675	3,675	2,654
	13,986	14,178	14,141	13,937
Expenditure Category				
Compensation and Benefits	6,935	6,922	6,885	7,247
Grants, Contributions and Transfers	2,904	2,954	2,954	2,700
Amortization	119	111	111	104
Chargebacks	1,881	1,878	1,878	2,078
Computer Hardware and Software	8	8	8	29
Contract Services	682	611	611	385
Controllable Assets	21	32	32	2
Fees and Payments	217	395	395	73
Materials and Supplies	420	412	412	537
Purchased Services	362	372	372	415
Travel	283	324	324	244
Utilities	154	159	159	123
	13,986	14,178	14,141	13,937

Environment and Natural Resources

Corporate Management

Grants, Contributions and Transfers

(thousands of dollars)

	2019-2020 Main Estimates	2018-2019 Revised Estimates	2018-2019 Main Estimates	2017-2018 Actuals
Grants				
Disaster Compensation	15	15	15	10
Fur Price Program	405	405	405	372
	420	420	420	382
Contributions				
Community Harvester Assistance Program	1,074	1,074	1,074	1,103
Country Foods	50	100	100	-
Inuvialuit Water Board	913	913	913	913
Local Wildlife Committees	257	257	257	112
Take A Kid Trapping	125	125	125	85
Traditional Knowledge	65	65	65	105
	2,484	2,534	2,534	2,318
Total Grants and Contributions	2,904	2,954	2,954	2,700

Descriptions of Grants and Contributions

Disaster Compensation (15) - Grants are available to hunters and trappers to replace equipment lost as a result of a natural disaster.

Fur Price Program (405) - Grants to trappers in the form of a minimum price for the fur of selected species. The grant is available on good quality and well handled pelts.

Community Harvester Assistance Program (1,074) - Contributions to local wildlife committees which have been recognized by the Minister of Environment and Natural Resources to provide assistance to resource harvesters.

Country Foods (50) - Contributions to support the engagement process in the development of a country food strategy.

Inuvialuit Water Board (913) - Core funding for the Inuvialuit Water Board.

Local Wildlife Committees (257) - Contributions to provide administrative support to hunters and trappers associations or band councils which provide similar services.

Take a Kid Trapping (125) - Contributions for the planning, preparation and delivery of programs to expose youth to traditional life skills such as hunting, trapping, fishing and outdoor survival.

Traditional Knowledge (65) - Funding for communities to carry out specific Wildlife and Forestry research projects related to the collection of traditional knowledge.

Environment and Natural Resources

Corporate Management

Active Positions

(Information Item)

	2019-2020				2018-2019			
	Full Time	Part Time	Seasonal	Total	Full Time	Part Time	Seasonal	Total
Regional Allocation								
Headquarters	27	1	-	28	28	1	-	29
North Slave	2	-	-	2	2	-	-	2
Tłıchǵ	-	-	-	-	-	-	-	-
South Slave	9	-	-	9	9	-	-	9
Dehcho	2	-	-	2	2	-	-	2
Sahtu	2	-	-	2	2	-	-	2
Beaufort Delta	3	-	-	3	3	-	-	3
	45	1	-	46	46	1	-	47
Community Allocation								
Headquarters	27	1	-	28	28	1	-	29
Regional Offices	17	-	-	17	17	-	-	17
Other	1	-	-	1	1	-	-	1
	45	1	-	46	46	1	-	47

Full Time and Part Time positions may be indeterminate positions with no end date of employment or for a fixed term. Regional Offices include positions located in Yellowknife Regional Offices (North Slave), Fort Smith, Hay River, Fort Simpson, Norman Wells and Inuvik.

Environment and Natural Resources

Environmental Protection and Waste Management

Activity Description

The Environmental Protection and Waste Management Division works to prevent or reduce the impact of human activities on the natural environment so that a high quality environment is maintained.

The Contaminated Sites program manages the remediation of contaminated sites that fall under the responsibility of the GNWT as well as managing the assessment and remediation of sites that are a priority due to environmental, health and safety issues.

The Environmental Protection section provides information and technical advice through environmental assessments, Land and Water Board processes, develops, implements and delivers programs with respect to hazardous substances (e.g., spills, contaminated sites and pesticides), as well as solid and hazardous waste management.

The Taiga Environmental Laboratory performs a wide range of organic and inorganic chemical analyses on water, industrial effluents, sewage, and soil. In addition to standard services, a variety of special services are offered, including laboratory quality assurance/quality control assessments, rush sample services, scientific training and public education.

The Waste Reduction section develops, administers, evaluates and promotes innovative strategies, policies, regulations, programs and initiatives in source reduction, waste diversion, and residual waste management. The unit works with municipalities, businesses, non-profit organizations, and other levels of government to advance sustainable policies and programs in integrated waste management and leads the development, coordination, and implementation of cross-departmental and GNWT - wide strategies and policies in greening government.

Environment and Natural Resources

Environmental Protection and Waste Management

Operations Expenditure Summary

(thousands of dollars)

	2019-2020 Main Estimates	2018-2019 Revised Estimates	2018-2019 Main Estimates	2017-2018 Actuals
Program Detail				
Contaminated Sites	319	319	319	449
Environmental Protection	1,304	1,302	1,302	1,605
Program Management	438	454	454	704
Taiga Environmental Laboratory	1,808	1,779	1,779	2,151
Waste Reduction	200	200	200	-
	4,069	4,054	4,054	4,909
Expenditure Category				
Compensation and Benefits	3,083	3,082	3,082	3,741
Grants, Contributions and Transfers	-	-	-	53
Amortization	132	115	115	100
Computer Hardware and Software	4	4	4	46
Contract Services	464	466	466	318
Controllable Assets	50	50	50	31
Fees and Payments	30	30	30	16
Materials and Supplies	198	193	193	486
Purchased Services	43	38	38	53
Travel	50	61	61	63
Utilities	15	15	15	2
	4,069	4,054	4,054	4,909

Environment and Natural Resources
Environmental Protection and Waste Management
Grants, Contributions and Transfers

(thousands of dollars)

	2019-2020 Main Estimates	2018-2019 Revised Estimates	2018-2019 Main Estimates	2017-2018 Actuals
Contributions				
Environmental Baseline Studies	-	-	-	53

Descriptions of Contributions

Environmental Baseline Studies - Contributions to the Sahtu land claim beneficiaries in order to establish baseline data for the measurement of environmental effects of human activity.

Environment and Natural Resources

Environmental Protection and Waste Management

Active Positions (Information Item)

	2019-2020				2018-2019			
	Full Time	Part Time	Seasonal	Total	Full Time	Part Time	Seasonal	Total
Regional Allocation								
Headquarters	20	-	-	20	20	-	-	20
North Slave	-	-	-	-	-	-	-	-
Tłıchǫ	-	-	-	-	-	-	-	-
South Slave	1	-	-	1	1	-	-	1
Dehcho	-	-	-	-	-	-	-	-
Sahtu	1	-	-	1	1	-	-	1
Beaufort Delta	1	-	-	1	1	-	-	1
	23	-	-	23	23	-	-	23
Community Allocation								
Headquarters	20	-	-	20	20	-	-	20
Regional Offices	3	-	-	3	3	-	-	3
Other	-	-	-	-	-	-	-	-
	23	-	-	23	23	-	-	23

Full Time and Part Time positions may be indeterminate positions with no end date of employment or for a fixed term. Regional Offices include positions located in Yellowknife Regional Offices (North Slave), Fort Smith, Hay River, Fort Simpson, Norman Wells and Inuvik.

Environment and Natural Resources

Environmental Stewardship and Climate Change

Activity Description

The Environmental Stewardship and Climate Change Division works to ensure that the NWT environment figures prominently in conservation planning and proposed development decision-making. In addition, this group is tasked to lead the implementation efforts associated with the Climate Change Strategic Framework and Action Plan, as well as the GNWT's Knowledge Agenda.

The Climate Change section works with all GNWT departments, other governments and partners, including Indigenous governments and organizations, to coordinate the NWT's response to climate change, including mitigation of greenhouse gas emissions, air quality protection and monitoring, identifying climate change impacts, as well as adapting to a changing climate.

The Conservation Planning and Implementation section advances a comprehensive and collaborative approach for conservation planning and protected area establishment across the NWT that recognizes the need to balance conservation and economic development, and respects Aboriginal rights and existing third party interests, for example, a land lease.

The Cumulative Impact Monitoring Program produces science and traditional knowledge that is used to support environmental decision-making in the NWT. The program is a requirement of settled land claims and the *Mackenzie Valley Resource Management Act*, and is advised by a Steering Committee of regional Indigenous governments and organizations. The program is focused on filling key gaps in the understanding of cumulative impacts and environmental trends related to caribou, water and fish.

The Environmental Assessment section coordinates ENR participation, and ensures ENR's mandate and expertise figures prominently in the review of proposed development activities within the environmental assessment and regulatory system. The section also administers the environmental agreements for the territory's three diamond mines. As well, the section administers funding to Indigenous organizations in unsettled areas to assist in capacity building and participation in land and resource related activities.

Environment and Natural Resources

Environmental Stewardship and Climate Change

Operations Expenditure Summary

(thousands of dollars)

	2019-2020 Main Estimates	2018-2019 Revised Estimates	2018-2019 Main Estimates	2017-2018 Actuals
Program Detail				
Climate Change	2,104	1,735	1,735	1,886
Conservation, Planning and Implementation	1,490	1,528	1,528	1,365
Cumulative Impact Monitoring Program	3,139	3,182	3,182	3,158
Environmental Assessment	2,636	2,759	2,759	2,398
Program Management	528	603	603	572
	9,897	9,807	9,807	9,379
Expenditure Category				
Compensation and Benefits	4,465	4,411	4,411	3,983
Grants, Contributions and Transfers	4,191	4,117	4,117	4,038
Amortization	56	48	48	48
Computer Hardware and Software	6	5	5	38
Contract Services	662	726	726	614
Controllable Assets	-	-	-	3
Fees and Payments	70	19	19	110
Materials and Supplies	73	90	90	205
Purchased Services	67	86	86	82
Travel	280	278	278	221
Utilities	27	27	27	37
	9,897	9,807	9,807	9,379

Environment and Natural Resources
Environmental Stewardship and Climate Change
Grants, Contributions and Transfers

(thousands of dollars)

	2019-2020 Main Estimates	2018-2019 Revised Estimates	2018-2019 Main Estimates	2017-2018 Actuals
Contributions				
Adaptation Plan	25	251	251	167
Climate Change Community Adaptation	300	50	50	166
Conservation Planning	340	290	290	227
Cumulative Impact Monitoring Program	1,871	1,871	1,871	1,816
Environmental Baseline Studies	-	-	-	7
Interim Resource Management Assistance Program Agreement	1,655	1,655	1,655	1,655
Total Contributions	4,191	4,117	4,117	4,038

Descriptions of Contributions

Adaptation Plan (25) - Funds will be available to support planning actions by NWT communities, regional governments and organizations.

Climate Change Community Adaptation (300) - The Climate Change Conservation program provides financial assistance to support projects that address climate change.

Conservation Planning (340) - Contributions in support of gathering and reviewing information to assist in the establishment of proposed protected areas.

Cumulative Impact Monitoring Program (1,871) - The program coordinates, supports and conducts monitoring related initiatives in the NWT by incorporating both scientific and traditional knowledge, while taking into consideration both human and biophysical environments.

Environmental Baseline Studies - Contributions to the Sahtu land claim beneficiaries in order to establish baseline data for the measurement of environmental effects of human activity.

Interim Resource Management Assistance (IRMA) Program Agreement (1,655) - IRMA is a program intended to help strengthen the ability of Aboriginal communities in unsettled claim areas in the NWT to participate in land and resource management processes affecting their surrounding land use areas.

Environment and Natural Resources

Environmental Stewardship and Climate Change

Active Positions (Information Item)

	2019-2020				2018-2019			
	Full Time	Part Time	Seasonal	Total	Full Time	Part Time	Seasonal	Total
Regional Allocation								
Headquarters	31	-	-	31	30	-	-	30
North Slave	-	-	-	-	-	-	-	-
Tłıchǫ	-	-	-	-	-	-	-	-
South Slave	-	-	-	-	-	-	-	-
Dehcho	1	-	-	1	1	-	-	1
Sahtu	-	-	-	-	-	-	-	-
Beaufort Delta	1	-	-	1	1	-	-	1
	33	-	-	33	32	-	-	32
Community Allocation								
Headquarters	31	-	-	31	30	-	-	30
Regional Offices	2	-	-	2	2	-	-	2
Other	-	-	-	-	-	-	-	-
	33	-	-	33	32	-	-	32

Full Time and Part Time positions may be indeterminate positions with no end date of employment or for a fixed term. Regional Offices include positions located in Yellowknife Regional Offices (North Slave), Fort Smith, Hay River, Fort Simpson, Norman Wells and Inuvik.

Environment and Natural Resources

Forest Management

Activity Description

The Forest Management Division supports and maintains the responsible stewardship of the NWT's forests for the benefit of all northerners.

The Fire Suppression section provides for the analysis of wildland fire and protection of people, property, and values at risk from wildfire through planning and response. The section also recognizes the natural role of fire and its importance in the boreal ecosystem while ensuring decision making incorporates both scientific and traditional knowledge.

The Aviation Services section controls and coordinates wildfire air attack operations, including managing GNWT's aircraft fleet and air tanker bases. Aviation Services also procures and coordinates all flights for the Department while ensuring commercial air carriers meet any required safety standards.

The Forest Resources section provides for sustainable forest management for economic and social needs, the determination of ecological diversity and forest health while recognizing the rights of NWT Indigenous peoples and other third party interests. This section manages forest renewal, forest harvest planning, forest health monitoring, forest growth and yield and all other forestry related matters. The section has also started tracking climate related and human caused changes to forests over time and subsequent effects on carbon storage.

The Forest Program Management and Pre-suppression section provides forest standards, compliance, logistics and asset management. Several key networks are managed by this section for the Department such as the Radio Network, Weather Network and Lightning Detection Network as well as equipment maintenance and warehousing. Capital planning for the Department is also managed through this section. This section also provides for strategic, financial and functional planning for the division including human resource oversight. The section manages the Extra Fire Fighter (EFF) payroll system and maintains records of employment.

Environment and Natural Resources

Forest Management

Operations Expenditure Summary

(thousands of dollars)

	2019-2020 Main Estimates	2018-2019 Revised Estimates	2018-2019 Main Estimates	2017-2018 Actuals
Program Detail				
Fire Suppression	13,292	13,292	13,292	15,196
Forest Resources	3,019	3,014	3,014	3,068
Program Management and Presuppression	18,521	19,694	19,694	23,876
	34,832	36,000	36,000	42,140
Expenditure Category				
Compensation and Benefits	11,713	11,717	11,717	11,475
Grants, Contributions and Transfers	315	315	315	203
Amortization	2,416	2,775	2,775	2,235
Computer Hardware and Software	36	36	36	220
Contract Services	15,599	16,410	16,410	20,042
Controllable Assets	120	120	120	135
Fees and Payments	162	162	162	210
Loss on Sale of Assets	-	-	-	1,386
Materials and Supplies	1,262	1,261	1,261	2,524
Purchased Services	244	242	242	743
Travel	1,673	1,670	1,670	1,227
Utilities	1,292	1,292	1,292	1,740
	34,832	36,000	36,000	42,140

Environment and Natural Resources

Forest Management

Grants, Contributions and Transfers

(thousands of dollars)

	2019-2020 Main Estimates	2018-2019 Revised Estimates	2018-2019 Main Estimates	2017-2018 Actuals
Grants				
Fire Damage Compensation	100	100	100	30
Contributions				
Forest Health	-	-	-	10
Industry Development	50	50	50	83
Modelling and Remote Sensing	65	65	65	80
Wildfire Research Support	25	25	25	-
Wildfire Risk Management Plans	75	75	75	-
	215	215	215	173
Total Grants and Contributions	315	315	315	203

Descriptions of Grants and Contributions

Fire Damage Compensation (100) - Grants are available to hunters or trappers to replace equipment lost as a result of forest fires.

Forest Health - To provide assistance and training in forest health monitoring.

Industry Development (50) - Support Forest Management Agreements and development of a forest industry.

Modelling and Remote Sensing (65) - Contributions to researchers to support decision making tools in wildland fire management.

Wildfire Research Support (25) - Contributions to community and Aboriginal governments to secure technical and informational support for wildland fire research initiatives.

Wildfire Risk Management Plans (75) - Contributions are available to communities to support development of FireSmart community plans for areas within communities to assist in the minimization of risk to the community from wildfire.

Environment and Natural Resources

Forest Management

Active Positions

(Information Item)

	2019-2020				2018-2019			
	Full Time	Part Time	Seasonal	Total	Full Time	Part Time	Seasonal	Total
Regional Allocation								
Headquarters	-	-	-	-	-	-	-	-
North Slave	3	-	10	13	3	-	10	13
Tłıchǫ	-	-	3	3	-	-	3	3
South Slave	32	1	27	60	32	1	27	60
Dehcho	3	-	37	40	3	-	37	40
Sahtu	3	-	8	11	3	-	8	11
Beaufort Delta	3	-	16	19	3	-	16	19
	44	1	101	146	44	1	101	146
Community Allocation								
Headquarters	-	-	-	-	-	-	-	-
Regional Offices	37	-	50	87	37	-	50	87
Other	7	1	51	59	7	1	51	59
	44	1	101	146	44	1	101	146

Full Time and Part Time positions may be indeterminate positions with no end date of employment or for a fixed term. Regional Offices include positions located in Yellowknife Regional Offices (North Slave), Fort Smith, Hay River, Fort Simpson, Norman Wells and Inuvik.

Environment and Natural Resources

Water Management and Monitoring

Activity Description

The Water Management and Monitoring Division ensures that stewardship and management of NWT water resources occurs in an integrated and timely manner.

The Water Regulatory and Assessment section provides information and expert advice to resource management boards and others regarding the effects of proposed water and land activities on the aquatic environment and the amount of reclamation security to be held within a water licence. This section also works to prepare decision packages for the Minister pertaining to Type “A” water licence approvals and Type “B” water licence approvals where a public hearing is held.

The Water Research and Monitoring section is responsible for long-term baseline monitoring programs, including water quality, water quantity, weather conditions and snow surveys. The section also supports a variety of water related studies with internal and external water partners, including communities and Indigenous Governments and organizations. Data collected are used to assist water management and planning activities, as well as support the development and implementation of Transboundary Water Management Agreements. This section also contributes to the development of national technical guidance documents.

The Watershed Partnerships and Agreements section coordinates and supports implementation of the NWT Water Stewardship Strategy. It leads the establishment and implementation of Transboundary Water Management Agreements, provides support to the Mackenzie River Basin Board and its related initiatives, and delivers programs related to Source Water Protection, Aquatic Ecosystem Indicators, Community and Third Party Partnerships, and Traditional Knowledge – all of which contribute to the implementation of the NWT Water Stewardship Strategy.

Environment and Natural Resources

Water Management and Monitoring

Operations Expenditure Summary

(thousands of dollars)

	2019-2020 Main Estimates	2018-2019 Revised Estimates	2018-2019 Main Estimates	2017-2018 Actuals
Program Detail				
Program Management	1,283	1,290	1,290	1,099
Water Partnerships and Agreements	3,430	3,630	3,630	3,897
Water Regulatory and Assessment	1,625	1,638	1,638	1,486
Water Research and Monitoring	3,011	3,113	3,113	3,162
	9,349	9,671	9,671	9,644
Expenditure Category				
Compensation and Benefits	4,839	4,917	4,917	4,599
Grants, Contributions and Transfers	475	625	625	1,280
Computer Hardware and Software	21	21	21	43
Contract Services	2,126	2,176	2,176	1,501
Controllable Assets	50	50	50	73
Fees and Payments	9	9	9	109
Materials and Supplies	482	471	471	707
Purchased Services	1,049	1,043	1,043	1,088
Travel	298	359	359	235
Utilities	-	-	-	9
	9,349	9,671	9,671	9,644

Environment and Natural Resources

Water Management and Monitoring

Grants, Contributions and Transfers

(thousands of dollars)

	2019-2020 Main Estimates	2018-2019 Revised Estimates	2018-2019 Main Estimates	2017-2018 Actuals
Contributions				
Mackenzie River Basin Board	50	50	50	35
NWT Water Strategy	175	250	250	844
Water Strategy Action Plan	250	325	325	401
Total Contributions	475	625	625	1,280

Descriptions of Contributions

Mackenzie River Basin Board (50) - A contribution to cooperatively manage the aquatic ecosystem of the Mackenzie River Basin in conjunction with the Yukon, British Columbia, Alberta and Saskatchewan Governments.

NWT Water Strategy (175) - Contributions in support of the NWT Water Strategy.

Water Strategy Action Plan (250) - A contribution for the implementation of Bilateral Water Management Agreements with upstream jurisdiction (Bilateral Water Management Committees and Science and Monitoring Committee).

Environment and Natural Resources

Water Management and Monitoring

Active Positions

(Information Item)

	2019-2020				2018-2019			
	Full Time	Part Time	Seasonal	Total	Full Time	Part Time	Seasonal	Total
Regional Allocation								
Headquarters	28	-	-	28	28	-	-	28
North Slave	2	-	-	2	2	-	-	2
Tłıchǫ	-	-	-	-	-	-	-	-
South Slave	3	-	-	3	3	-	-	3
Dehcho	1	-	-	1	1	-	-	1
Sahtu	1	-	-	1	1	-	-	1
Beaufort Delta	1	-	-	1	1	-	-	1
	36	-	-	36	36	-	-	36
Community Allocation								
Headquarters	28	-	-	28	28	-	-	28
Regional Offices	8	-	-	8	8	-	-	8
Other	-	-	-	-	-	-	-	-
	36	-	-	36	36	-	-	36

Full Time and Part Time positions may be indeterminate positions with no end date of employment or for a fixed term. Regional Offices include positions located in Yellowknife Regional Offices (North Slave), Fort Smith, Hay River, Fort Simpson, Norman Wells and Inuvik.

Environment and Natural Resources

Wildlife

Activity Description

The Wildlife Division is responsible for the wise stewardship and management of wildlife resources.

The Biodiversity Conservation section is responsible for monitoring wildlife biodiversity, managing species at risk programs, implementing the *Species at Risk (NWT) Act*, developing wildlife legislation (*Wildlife Act* and regulations), maintaining a wildlife data repository, reporting on the general status of all NWT species, and providing information to the public and stakeholders about wildlife and wildlife management initiatives.

Field Operations and Wildlife Program Management regional and headquarters staff undertake wildlife surveys and involve communities and co-management boards in these activities. Regional and headquarters staff also participate in the development of management plans. Headquarters staff help co-ordinate and provide expertise to regional staff conducting wildlife research and monitoring programs.

Headquarters staff liaises with national and international wildlife organizations and co-ordinate NWT-wide programs, such as biodiversity monitoring, major legislative reviews (e.g., *Wildlife Act*), species at risk programs, wildlife health studies, wildlife standard advice, wildlife cumulative effects studies, wildlife databases, and wildlife study publications.

All wildlife and sport fishing compliance programs are delivered by regional renewable resource officers.

The Wildlife Research and Management section is responsible for guiding the overall direction of Departmental wildlife, wildlife health and wildlife habitat research and monitoring programs, developing management plans and range plans, providing technical expertise and advice on wildlife issues in environmental assessment and regulatory processes. This work includes addressing individual and cumulative effects of disturbance on wildlife and wildlife habitat, and supporting the needs of other wildlife management authorities and co-management partners to achieve shared goals and priorities.

Regional and headquarters wildlife staff conduct a wide range of wildlife research and monitoring programs, and support community-based monitoring programs. They develop and implement legislation, programs, plans and strategies that support wildlife management and conservation. They provide wildlife expertise and advice to other divisions, departments, renewable resources boards, and Indigenous Governments and organizations, and work with regional, national and international wildlife organizations and forums to advocate for and address issues that could impact wildlife in the Northwest Territories.

Environment and Natural Resources

Wildlife

Operations Expenditure Summary

(thousands of dollars)

	2019-2020 Main Estimates	2018-2019 Revised Estimates	2018-2019 Main Estimates	2017-2018 Actuals
Program Detail				
Biodiversity Conservation	1,953	2,093	2,093	1,923
Field Operations	5,642	5,615	5,615	6,011
Wildlife Program Management	944	989	989	888
Wildlife Research and Management	6,021	5,652	5,652	6,632
	14,560	14,349	14,349	15,454
Expenditure Category				
Compensation and Benefits	8,867	8,774	8,774	8,831
Grants, Contributions and Transfers	815	915	915	1,069
Amortization	672	591	591	357
Computer Hardware and Software	65	91	91	64
Contract Services	1,573	1,626	1,626	2,133
Controllable Assets	350	360	360	290
Fees and Payments	53	42	42	260
Loss on Sale of Assets	-	-	-	4
Materials and Supplies	865	828	828	1,063
Purchased Services	255	261	261	352
Travel	985	812	812	892
Utilities	60	49	49	139
	14,560	14,349	14,349	15,454

Environment and Natural Resources

Wildlife

Grants, Contributions and Transfers

(thousands of dollars)

	2019-2020 Main Estimates	2018-2019 Revised Estimates	2018-2019 Main Estimates	2017-2018 Actuals
Contributions				
Caribou Monitoring	326	326	326	241
Disease Contaminants	41	41	41	288
Stewardship Program	330	430	430	417
Wildlife Management Boards	118	118	118	123
Total Contributions	815	915	915	1,069

Descriptions of Contributions

Caribou Monitoring (326) - To promote traditional knowledge studies and support capacity building, (Moccasins on the Ground pilot).

Disease Contaminants (41) - A contribution to the Canadian Cooperative Wildlife Health Centre for wildlife health expertise.

Stewardship Program (330) - A program to promote species at risk stewardship actions.

Wildlife Management Boards (118) - Contributions to support wildlife management boards recognized by the Minister of Environment and Natural Resources.

Environment and Natural Resources

Wildlife

Active Positions (Information Item)

	2019-2020				2018-2019			
	Full Time	Part Time	Seasonal	Total	Full Time	Part Time	Seasonal	Total
Regional Allocation								
Headquarters	17	-	-	17	17	-	-	17
North Slave	9	-	-	9	9	-	-	9
Tłıchǫ	3	-	-	3	3	-	-	3
South Slave	12	-	-	12	12	-	-	12
Dehcho	7	2	-	9	7	2	-	9
Sahtu	8	-	-	8	8	-	-	8
Beaufort Delta	9	4	-	13	8	4	-	12
	65	6	-	71	64	6	-	70
Community Allocation								
Headquarters	17	-	-	17	17	-	-	17
Regional Offices	33	-	-	33	32	-	-	32
Other	15	6	-	21	15	6	-	21
	65	6	-	71	64	6	-	70

Full Time and Part Time positions may be indeterminate positions with no end date of employment or for a fixed term. Regional Offices include positions located in Yellowknife Regional Offices (North Slave), Fort Smith, Hay River, Fort Simpson, Norman Wells and Inuvik.

Environment and Natural Resources

Environment Fund

(Information Item)

The *Waste Reduction and Recovery Act*, enacted in July 2005, established the Environment Fund as a Special Purpose Fund to develop and implement waste reduction recovery programs.

(thousands of dollars)

	2019-2020 Main Estimates	2018-2019 Revised Estimates	2018-2019 Main Estimates	2017-2018 Actuals
OPERATING RESULTS				
Income				
Revenue	6,710	6,685	6,685	6,710
Expenses				
Compensation and Benefits	1,008	1,037	997	460
Grants	190	200	190	85
Refunded Deposits	2,746	2,601	2,746	2,418
Handling and Processing Fees	1,598	1,700	1,598	1,662
Other Expenses	1,000	950	1,000	752
	6,542	6,488	6,531	5,377
Annual Surplus (Deficit)	168	197	154	1,333
Accumulated Surplus (Deficit), beginning of year	4,087	3,890	2,770	2,557
Accumulated Surplus (Deficit), end of year	4,255	4,087	2,924	3,890

Environment and Natural Resources

Environment Fund

Active Positions (Information Item)

	2019-2020				2018-2019			
	Full Time	Part Time	Seasonal	Total	Full Time	Part Time	Seasonal	Total
Regional Allocation								
Headquarters	7	-	-	7	7	-	-	7
North Slave	-	-	-	-	-	-	-	-
Tłıchǫ	-	-	-	-	-	-	-	-
South Slave	-	-	-	-	-	-	-	-
Dehcho	-	-	-	-	-	-	-	-
Sahtu	-	-	-	-	-	-	-	-
Beaufort Delta	-	-	-	-	-	-	-	-
	<u>7</u>	<u>-</u>	<u>-</u>	<u>7</u>	<u>7</u>	<u>-</u>	<u>-</u>	<u>7</u>
Community Allocation								
Headquarters	7	-	-	7	7	-	-	7
Regional Offices	-	-	-	-	-	-	-	-
Other	-	-	-	-	-	-	-	-
	<u>7</u>	<u>-</u>	<u>-</u>	<u>7</u>	<u>7</u>	<u>-</u>	<u>-</u>	<u>7</u>

Full Time and Part Time positions may be indeterminate positions with no end date of employment or for a fixed term. Regional Offices include positions located in Yellowknife Regional Offices (North Slave), Fort Smith, Hay River, Fort Simpson, Norman Wells and Inuvik.

Environment and Natural Resources

Fur Marketing Service Revolving Fund

(Information Item)

Purpose: To provide working capital for the operation of a fur advance system. Trappers receive interest free advances on fur sent to southern auction houses. More than 1,000 NWT trappers take advantage of this program.

(thousands of dollars)

	2019-2020 Main Estimates	2018-2019 Revised Estimates	2018-2019 Main Estimates	2017-2018 Actuals
Authorized Limit	1,500	1,500	1,500	1,500
Operating Results:				
Opening Accounts Receivable	848	1,201	629	719
Advances to Trappers	803	605	720	1,116
Repayment of Fur Account Loans	(680)	(958)	(790)	(634)
Closing Accounts Receivable (Note)	971	848	559	1,201

Note: Some fur remains unsold at auction for extended periods. The spring sale proceeds, which are received after fiscal year end, pay off most of the remaining advances from the trapping season.

Environment and Natural Resources

Inuvialuit Water Board

(Information Item)

The Northwest Territories Water Board (NWTWB) was established in 1972 and was renamed the Inuvialuit Water Board (IWB) in March, 2014. The IWB holds authority under the *Waters Act* (S.N.W.T. 2014) to issue water licences in that portion of the Inuvialuit Settlement Region located within the Northwest Territories. The IWB office is located in Inuvik, NT.

	2018-2019 Revised Estimates	2018-2019 Main Estimates	2017-2018 Actuals
OPERATING RESULTS			
Revenue			
Government of the Northwest Territories	913	913	913
Donation in Kind	48	48	48
Other	-	-	11
Contribution Repayable	-	-	(113)
	961	961	859
Expenses			
Compensation and Benefits	515	515	419
Honoraria	89	89	83
Communications	6	6	25
Rent	48	48	48
Board Travel	28	28	22
Amortization	3	3	15
Other Expenses	272	272	238
	961	961	850
Annual Surplus (Deficit)	-	-	9
Accumulated Surplus (Deficit), beginning of year	292	292	320
Accumulated Surplus (Deficit), end of year	292	292	329

Environment and Natural Resources

Inuvialuit Water Board

Active Positions (Information Item)

	2019-2020				2018-2019			
	Full Time	Part Time	Seasonal	Total	Full Time	Part Time	Seasonal	Total
Regional Allocation								
Headquarters	-	-	-	-	-	-	-	-
North Slave	-	-	-	-	-	-	-	-
Tłı̨chǫ	-	-	-	-	-	-	-	-
South Slave	-	-	-	-	-	-	-	-
Dehcho	-	-	-	-	-	-	-	-
Sahtu	-	-	-	-	-	-	-	-
Beaufort Delta	4	-	-	4	4	-	-	4
	4	-	-	4	4	-	-	4
Community Allocation								
Headquarters	-	-	-	-	-	-	-	-
Regional Offices	4	-	-	4	4	-	-	4
Other	-	-	-	-	-	-	-	-
	4	-	-	4	4	-	-	4

Full Time and Part Time positions may be indeterminate positions with no end date of employment or for a fixed term. Regional Offices include positions located in Yellowknife Regional Offices (North Slave), Fort Smith, Hay River, Fort Simpson, Norman Wells and Inuvik.

Environment and Natural Resources

Lease Commitments

(Information Item)

(thousands of dollars)

Type of Property	Community	2019-2020	
		Main Estimates	Future Lease Payments
Transmitter Site (Northern United Place)	Yellowknife	2	2
Forestry Base/R-R Office	Lutselk'e	53	27
Laboratory/Office	Norman Wells	100	-
Land	Fort McPherson	8	169
		163	198

The above leases do not include capital leases. In the event a lease is deemed to be a capital lease the associated asset is included in tangible capital assets and amortized over the useful life of the asset; and the lease is recorded as a financial liability.

The Main Estimates and Future Lease Payment amounts represent the Base Rent cost, excluding any operations and maintenance component that is included in the total Lease costs in the agreement.

Environment and Natural Resources

Work Performed on Behalf of Others

(Information Item)

(thousands of dollars)

Items	2019-2020 Main Estimates	2018-2019 Revised Estimates	2018-2019 Main Estimates	2017-2018 Actuals
Alberta and Northwest Territories Bilateral Water Management Agreement	300	1,594	300	97
Bathurst Caribou Range Plan	-	-	-	266
Bison Control Program	40	37	50	28
Bluenose - West Caribou Survey	30	40	-	50
British Columbia and Northwest Territories Bilateral Water Management Agreement	300	809	300	-
Climate Change Adaptation Project	400	1,450	500	-
Climate Change Cost Implications Study	101	105	-	-
Environment and Climate Change Canada Forest Management	-	-	137	-
Wildlife	100	25	25	25
Forest Industry and Biomass Initiative	-	-	-	803
Gwich'in Land Claim Implementation	167	324	164	117
Gwich'in Renewable Resources Board	-	20	-	-
Inuvialuit Implementation Funding	4,461	5,047	4,239	3,856
Legacy Contaminants	-	-	-	70
Mutual Aid Research Sharing Agreement	750	2,100	750	2,656
Nature Serve Canada	40	32	40	41
Parks Canada Agency - Canadian Parks Council	-	-	-	45
Parks Canada Agency - Canadian Parks Council	-	47	-	-
Parks Canada Agency - Northern Regional Gathering	-	-	-	58
Polar Knowledge Canada - Country Food Systems	-	112	112	138
Polar Knowledge Canada - Monitor Aquatic Ecosystem Health	-	-	-	13
Reforestation Fund	-	126	-	-
Remeasurement of the National Forest Inventory	150	300	-	100
Sahtu Duck Banding Project	-	-	-	12
Sahtu Land Claim Implementation	159	156	157	153
Sahtu Renewable Resources Board	-	-	-	14
Tłı̨chǫ Agreement Implementation Funding	122	733	121	1
Wilfrid Laurier University	57	57	62	57
World Wildlife Fund Canada Caribou Behavioural Monitoring	-	-	-	30
Caribou Range Use Patterns	-	-	-	20
Polar Bear Subpopulation Survey	-	-	-	30
	7,177	13,114	6,957	8,680

Environment and Natural Resources

Work Performed on Behalf of Others

(Information Item)

Descriptions of Work Performed on Behalf of Others

Alberta and Northwest Territories Bilateral Water Management Agreement (300) - Funding provided by the Government of Alberta and internal funding for the implementation of the Bilateral Water Management Agreement.

Bathurst Caribou Range Plan - Funding from Polar Knowledge Canada to prepare a management tool for decision makers to advise on the management of cumulative land disturbances on the range of the Bathurst caribou herd.

Bison Control Program (40) - Funding provided by Parks Canada Agency to conduct surveillance flights in and around Wood Buffalo National Park.

Bluenose-West Caribou Study (30) - Funding provided by Parks Canada Agency to support monitoring of the bluenose-west caribou.

British Columbia and Northwest Territories Bilateral Water Management Agreement (300) - Funding provided by the Government of British Columbia and internal funding for the implementation of the Bilateral Water Management Agreement.

Climate Change Adaptation Project (400) - Funding provided by Crown-Indigenous Relations and Northern Affairs Canada (CIRNAC) for adaptation planning as a result of changing climate.

Climate Change Cost Implications Study (101) - Funding provided by Natural Resources Canada to examine the economic impacts of climate change on the NWT and the costs and benefits of adaptation actions to address the impacts.

Environment and Climate Change Canada - Forest Management - Funding provided by Environment and Climate Change Canada from the Low Carbon Economy Fund for active forest renewal and the promotion of planting trees or improving potential for maximum regeneration.

Environment and Climate Change Canada - Wildlife (100) - Funding from Environment and Climate Change Canada for monitoring polar bear subpopulations in the Western Arctic.

Forest Industry and Biomass Initiative - Funding received from the Canadian Northern Economic Development Agency for the implementation of the NWT Forest Initiative and Biomass Strategy.

Gwich'in Land Claim Implementation (167) - Under the terms of a 10-year Bilateral Funding Agreement between Crown-Indigenous Relations and Northern Affairs Canada (CIRNAC) and the Government of the Northwest Territories (GNWT), CIRNAC will provide funding to the GNWT to assist with Gwich'in implementation activities pursuant to the Gwich'in Implementation Plan.

Gwich'in Renewable Resources Board - Funding from the Gwich'in Renewable Resources Board for the monitoring and post-calving photo survey of the Tuktoyaktuk Peninsula, Cape Bathurst and Bluenose-West Barren-Ground Caribou Herd.

Environment and Natural Resources

Work Performed on Behalf of Others

(Information Item)

Inuvialuit Implementation Funding (4,461) - Under the terms of a contribution funding agreement between Crown-Indigenous Relations and Northern Affairs Canada (CIRNAC) and the Government of the Northwest Territories (GNWT), CIRNAC will provide funding to the GNWT to assist with Inuvialuit implementation activities pursuant to the Inuvialuit Final Agreement.

Legacy Contaminants - Funding provided by Crown-Indigenous Relations and Northern Affairs Canada (CIRNAC) to investigate and address legacy contaminants in the Yellowknife area.

Mutual Aid Resources Sharing Agreement (750) - This is an agreement among all Canadian Agencies with forest fire management responsibility. The agreement provides for the sharing of resources, including personnel, equipment, aircraft and other services to assist member agencies in time of need.

Nature Serve Canada (40) - Funding to assist with the Conservation Data Centre.

Parks Canada Agency - Canadian Parks Council - Funding from Parks Canada Agency for the Canadian Parks Council to support delivery of project and administration functions.

Parks Canada Agency - Canadian Parks Council - Funding provided by Parks Canada Agency for the Canadian Parks Council to support the delivery of a face-to-face working group meeting and a northern regional climate change adaptation workshop.

Parks Canada Agency - Northern Regional Gathering - Funding from Parks Canada Agency to support the Northern Regional Gathering on Indigenous and Protected and Conserved Areas.

Polar Knowledge Canada - Country Food Systems - Funding provided by Polar Knowledge Canada for The State of Northwest Territories Country Food Systems: Planning for Long-term Sustainability.

Polar Knowledge Canada - Monitor Aquatic Ecosystem Health - Funding provided by Polar Knowledge Canada to monitor aquatic ecosystem health within communities across the Northwest Territories.

Reforestation Fund - Charges to timber permit and license holders for timber cutting and reforestation.

Remeasurement of the National Forest Inventory (150) - Funding from Natural Resources Canada to aid in the National Forest Inventory Permanent Sample Plot program which contributes ground and remote-sensing based information on growth and changes to northern forests.

Sahtu Duck Banding Project - Funding provided by the United States Fish and Wildlife to study the distribution, harvest locations and survival of northern dabbling ducks at Willow Lake.

Sahtu Land Claim Implementation (159) - Under the terms of a 10-year Bilateral Funding Agreement between Crown-Indigenous Relations and Northern Affairs Canada (CIRNAC) and the Government of the Northwest Territories (GNWT), CIRNAC will provide funding to the GNWT to assist with Sahtu implementation activities pursuant to the Sahtu Implementation Plan.

Sahtu Renewable Resources Board - Funding provided by the Sahtu Renewable Resources Board to conduct wildlife studies.

Environment and Natural Resources

Work Performed on Behalf of Others

(Information Item)

Tłıchǫ Agreement Implementation Funding (122) - Under the terms of a 10-year Bilateral Funding Agreement between Crown-Indigenous Relations and Northern Affairs Canada (CIRNAC) and the Government of the Northwest Territories (GNWT), CIRNAC will provide funding to the GNWT to assist with Tłıchǫ implementation activities pursuant to the Tłıchǫ Implementation Plan.

Wilfrid Laurier University (57) - Funding received from Wilfrid Laurier University to develop key aspects of the science programs arising from the partnership in community outreach to assist in the development of new strategies to develop infrastructure and expertise in a variety of disciplines on the water resources impacts of permafrost thaw and to identify end-user decision needs.

World Wildlife Fund Canada - Caribou Behavioural Monitoring - Funding received from World Wildlife Fund Canada for caribou behavioural monitoring near and far from mining infrastructure in the Northwest Territories.

World Wildlife Fund Canada - Caribou Range Use Patterns - Funding from World Wildlife Fund Canada for changing range use patterns of declining Northwest Territories Barren-Ground caribou herds.

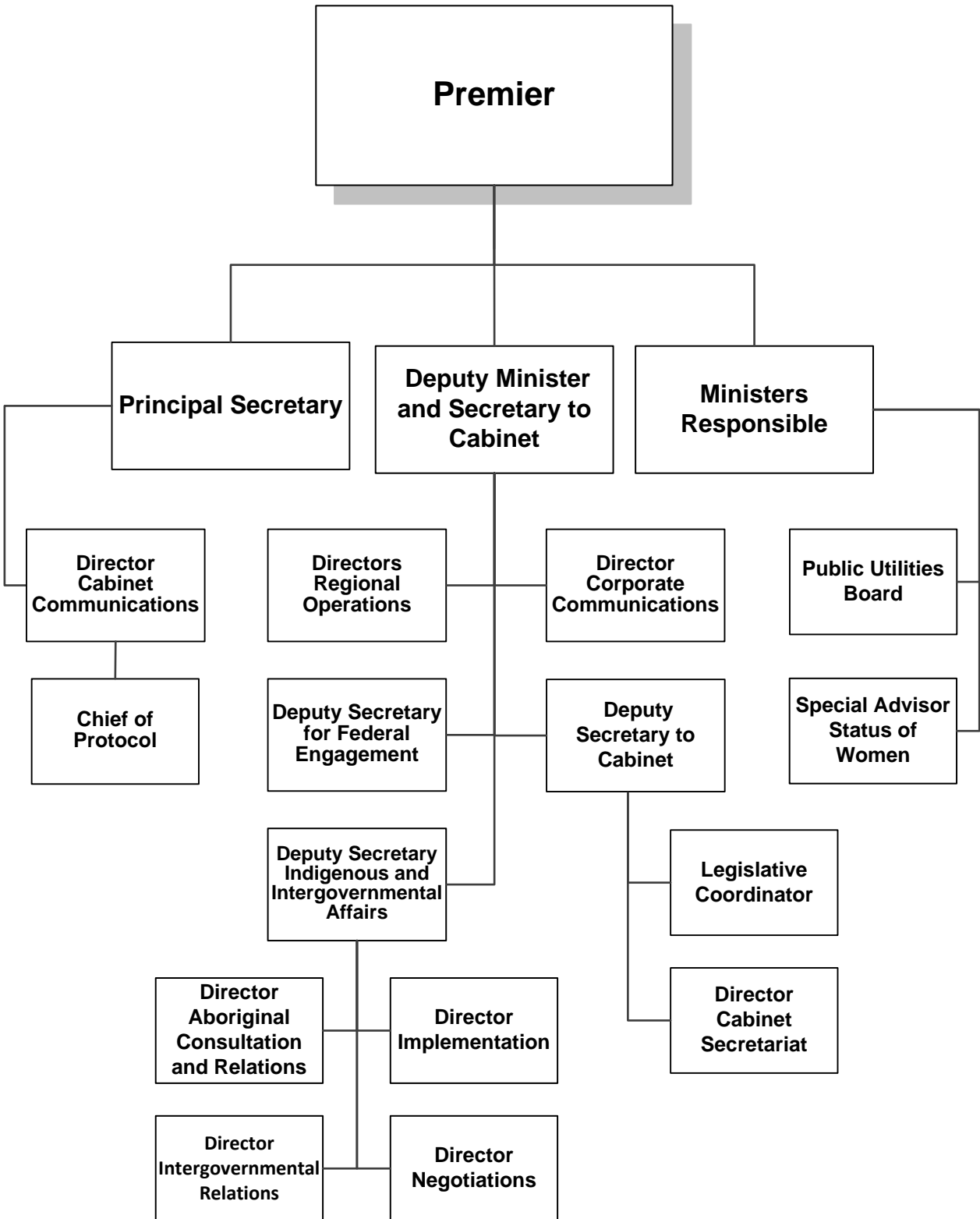
World Wildlife Fund Canada - Polar Bear Subpopulation Survey - Funding from World Wildlife Fund Canada for Southern Beaufort Sea Polar Bear subpopulation aerial survey.

This page intentionally left blank

Executive and Indigenous Affairs

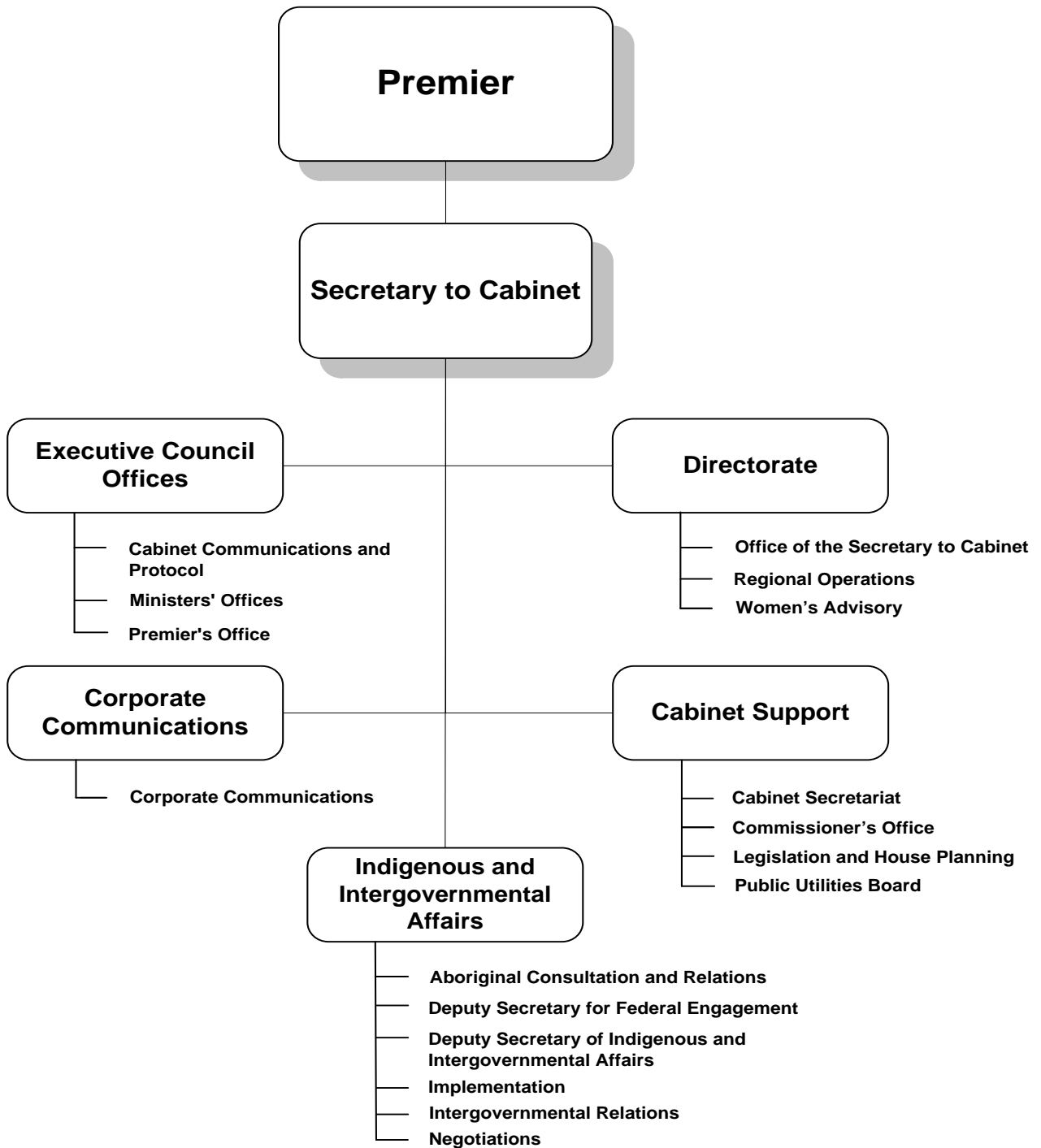
Executive and Indigenous Affairs

Organizational Chart



Executive and Indigenous Affairs

Accounting Structure Chart

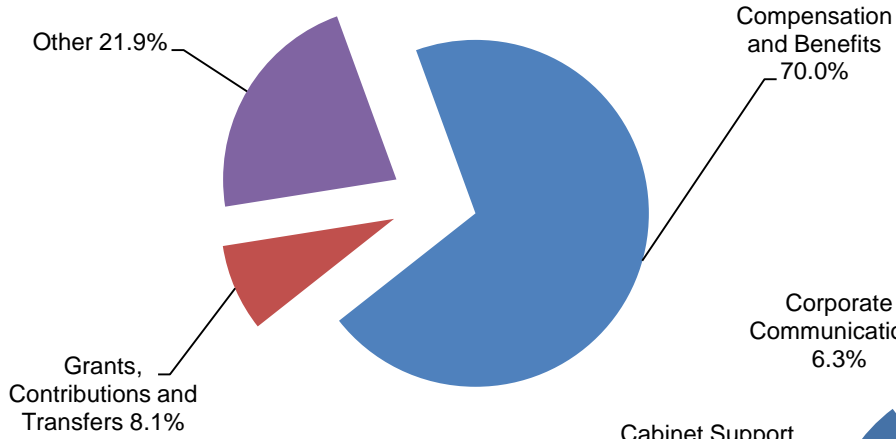


Executive and Indigenous Affairs

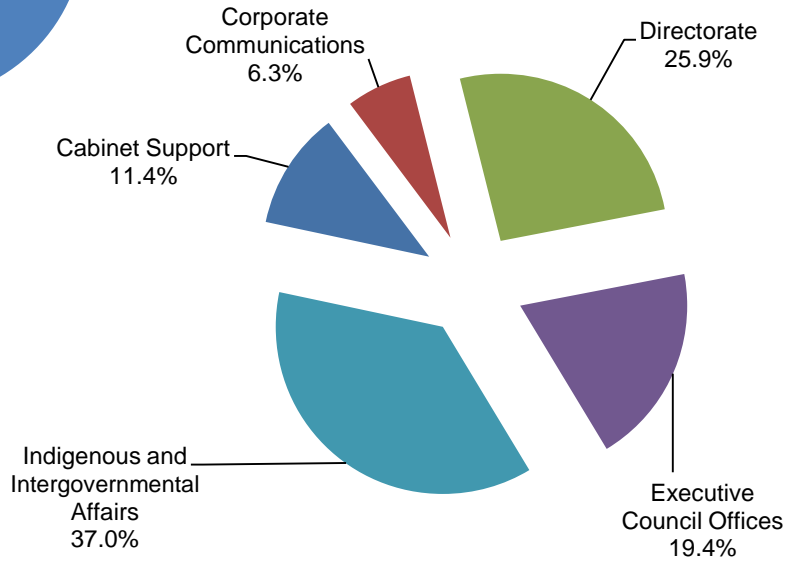
Graphs

Operations Expenditures

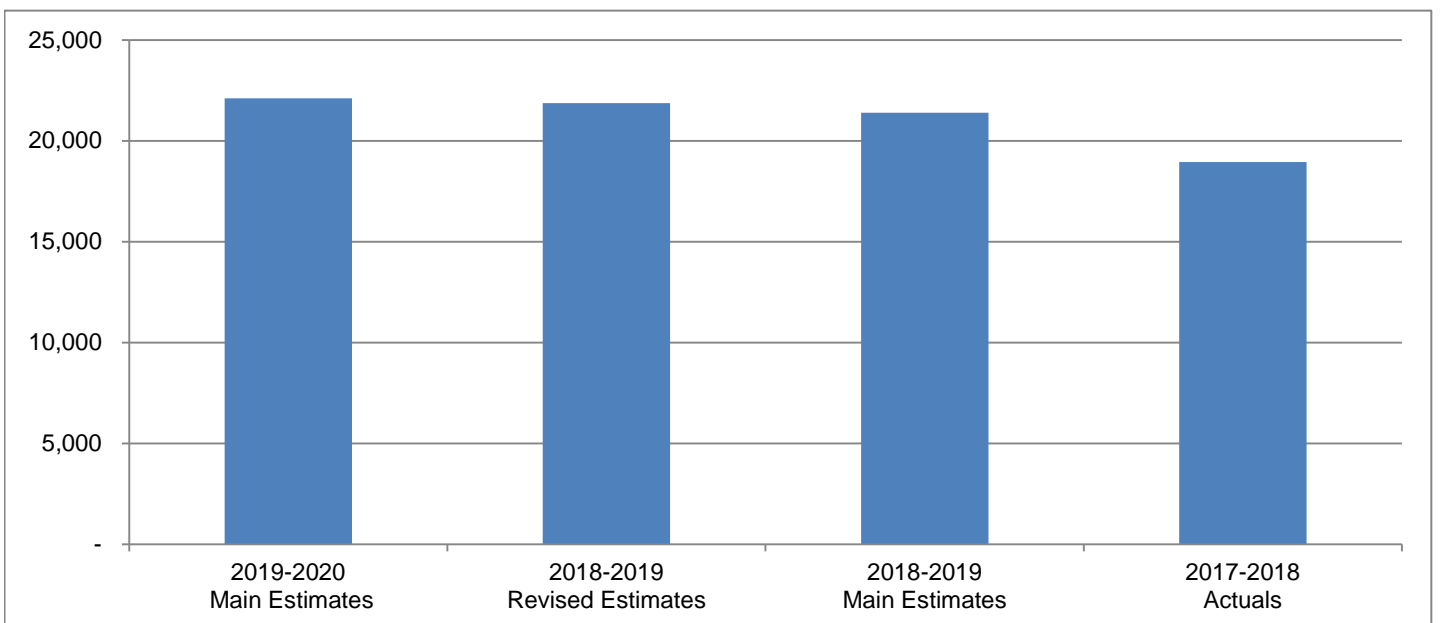
By Expenditure Category



By Activity



Operations Expenditures Comparison (thousands of dollars)



Executive and Indigenous Affairs

The mandate of the Department of Executive and Indigenous Affairs is to provide overall management and direction to the Executive branch of Government. The key areas in which the Department is responsible for achieving results are as follows:

Coordinating and supporting the planning and implementation of initiatives and actions in support of cross-government goals;

Providing policy, strategic, legislative and communications advice to support Cabinet and Ministers;

Ensuring effective communications through the coordination and dissemination of timely information about the Government of the Northwest Territories (GNWT) to ensure it is visible, accessible and accountable to the residents of the NWT;

Protecting, developing and promoting the interests of the territorial government and the residents of the Northwest Territories in the negotiation and implementation of land, resources and self-government agreements that address Aboriginal rights in the NWT; and

Ensuring mutually respectful intergovernmental relations with international, federal, provincial, territorial and indigenous governments.

(thousands of dollars)

	2019-2020 Main Estimates	2018-2019 Revised Estimates	2018-2019 Main Estimates	2017-2018 Actuals
Activity				
Cabinet Support	2,523	2,523	2,505	2,550
Corporate Communications	1,399	1,399	1,386	1,330
Directorate	5,725	5,787	5,425	5,308
Executive Council Offices	4,281	4,031	3,994	4,090
Indigenous and Intergovernmental Affairs	8,175	8,129	8,078	5,663
	22,103	21,869	21,388	18,941
Expenditure Category				
Compensation and Benefits	15,458	15,482	15,223	14,010
Grants, Contributions and Transfers	1,795	1,895	1,845	1,635
Chargebacks	607	607	599	657
Computer Hardware and Software	48	51	45	35
Contract Services	1,955	1,796	1,776	1,109
Controllable Assets	81	81	37	20
Fees and Payments	97	112	112	145
Materials and Supplies	343	345	325	192
Purchased Services	362	408	394	300
Travel	1,357	1,092	1,032	838
	22,103	21,869	21,388	18,941
Total Revenues	-	-	-	205
Total Active Positions	111		110	
Infrastructure Investment	-	-	-	-

Executive and Indigenous Affairs

Revenue Summary

(Information Item)

(thousands of dollars)

2019-2020 Main Estimates	2018-2019 Revised Estimates	2018-2019 Main Estimates	2017-2018 Actuals
---	--	---	------------------------------

General

Recovery of Prior Years' Expenses

-	-	-	205
---	---	---	-----

Executive and Indigenous Affairs

Active Position Summary

(Information Item)

Activity	2019-2020				2018-2019			
	Full Time	Part Time	Seasonal	Total	Full Time	Part Time	Seasonal	Total
Activity								
Cabinet Support	13	-	-	13	13	-	-	13
Corporate								
Communications	9	-	-	9	9	-	-	9
Directorate	8	23	-	31	8	21	-	29
Executive Council Offices	23	-	-	23	23	-	-	23
Indigenous and Intergovernmental Affairs	35	-	-	35	36	-	-	36
	88	23	-	111	89	21	-	110
Regional Allocation								
Headquarters	82	-	-	82	83	-	-	83
North Slave	3	1	-	4	3	1	-	4
Tłı̨chǫ	-	4	-	4	-	4	-	4
South Slave	1	2	-	3	1	2	-	3
Dehcho	-	5	-	5	-	3	-	3
Sahtu	-	4	-	4	-	4	-	4
Beaufort Delta	2	7	-	9	2	7	-	9
	88	23	-	111	89	21	-	110
Community Allocation								
Headquarters	82	-	-	82	83	-	-	83
Regional Offices	6	-	-	6	6	-	-	6
Other	-	23	-	23	-	21	-	21
	88	23	-	111	89	21	-	110

Full Time and Part Time positions may be indeterminate positions with no end date of employment or for a fixed term. Regional Offices include positions located in Yellowknife Regional Offices (North Slave), Fort Smith, Hay River, Fort Simpson, Norman Wells and Inuvik.

Executive and Indigenous Affairs

Cabinet Support

Activity Description

Cabinet Support is responsible for ensuring systems are in place to support informed decision-making and to successfully implement Committee-of-Cabinet deliberation and Cabinet direction, as well as ensuring that the government remains open and transparent. Cabinet Support offers objective, independent policy and legislative analysis, operational support, and strategic advice and coordination of the government's mandate through the Cabinet Secretariat, the Commissioner's Office, Legislation and House Planning and the Public Utilities Board.

Cabinet Secretariat provides broad policy advice on priorities, strategies, policies and legislation to the Premier and Cabinet; and support for all Cabinet operations, including communicating, monitoring compliance with, and assisting (as required) in the implementation of Cabinet direction. The Secretariat has ultimate responsibility for maintaining the security and integrity of the official Cabinet Record. The Cabinet Secretariat also provides direct advice and support to the Minister Responsible for Public Engagement & Transparency including supporting the implementation of the Open Government Policy and an independent parliamentary Office of the Ombudsperson.

The Commissioner's Office provides office space and operational support for the federally appointed Commissioner of the Northwest Territories.

Legislation and House Planning is responsible for the provision of broad policy advice to the Government House Leader, Executive Council, Ministers' offices and departments on the rules and procedures of the Legislative Assembly, the legislative process, preparation and assessment of legislative initiatives and draft bills, support for the development of the legislative agenda, and a full range of administrative services in support of Cabinet with respect to business in the Legislative Assembly.

The Public Utilities Board is an independent regulatory agency responsible for the regulation of the energy utilities in the Northwest Territories. The main function of the Board is derived from the *Public Utilities Act* and operational support is provided by the Department of Executive and Indigenous Affairs.

Executive and Indigenous Affairs

Cabinet Support

Operations Expenditure Summary

(thousands of dollars)

	2019-2020 Main Estimates	2018-2019 Revised Estimates	2018-2019 Main Estimates	2017-2018 Actuals
Program Detail				
Cabinet Secretariat	1,477	1,477	1,464	1,500
Commissioner's Office	202	202	201	163
Legislation and House Planning	399	399	396	336
Public Utilities Board	445	445	444	551
	2,523	2,523	2,505	2,550
Expenditure Category				
Compensation and Benefits	2,059	2,059	2,041	2,070
Computer Hardware and Software	-	-	-	3
Contract Services	232	232	232	308
Controllable Assets	-	-	-	2
Fees and Payments	24	24	24	44
Materials and Supplies	54	54	54	23
Purchased Services	44	44	44	37
Travel	110	110	110	63
	2,523	2,523	2,505	2,550

Executive and Indigenous Affairs

Cabinet Support

Active Positions (Information Item)

	2019-2020				2018-2019			
	Full Time	Part Time	Seasonal	Total	Full Time	Part Time	Seasonal	Total
Regional Allocation								
Headquarters	12	-	-	12	12	-	-	12
North Slave	-	-	-	-	-	-	-	-
Tłıchǫ	-	-	-	-	-	-	-	-
South Slave	1	-	-	1	1	-	-	1
Dehcho	-	-	-	-	-	-	-	-
Sahtu	-	-	-	-	-	-	-	-
Beaufort Delta	-	-	-	-	-	-	-	-
	13	-	-	13	13	-	-	13
Community Allocation								
Headquarters	12	-	-	12	12	-	-	12
Regional Offices	1	-	-	1	1	-	-	1
Other	-	-	-	-	-	-	-	-
	13	-	-	13	13	-	-	13

Full Time and Part Time positions may be indeterminate positions with no end date of employment or for a fixed term. Regional Offices include positions located in Yellowknife Regional Offices (North Slave), Fort Smith, Hay River, Fort Simpson, Norman Wells and Inuvik.

Executive and Indigenous Affairs

Corporate Communications

Activity Description

Corporate Communications provides broad communications advice and support across government and promotes an integrated corporate approach to communications. Corporate Communications is responsible for operationalizing the strategic communications priorities of the government, providing communications leadership and direction to GNWT departments, facilitating messaging for interdepartmental initiatives, and promoting a consistent, positive identity for the GNWT.

Executive and Indigenous Affairs

Corporate Communications

Operations Expenditure Summary

(thousands of dollars)

	2019-2020 Main Estimates	2018-2019 Revised Estimates	2018-2019 Main Estimates	2017-2018 Actuals
Expenditure Category				
Compensation and Benefits	1,173	1,173	1,160	1,231
Computer Hardware and Software	-	-	-	4
Contract Services	171	171	171	40
Fees and Payments	-	-	-	27
Materials and Supplies	40	40	40	17
Purchased Services	8	8	8	8
Travel	7	7	7	3
	1,399	1,399	1,386	1,330

Executive and Indigenous Affairs

Corporate Communications

Active Positions (Information Item)

	2019-2020				2018-2019			
	Full Time	Part Time	Seasonal	Total	Full Time	Part Time	Seasonal	Total
Regional Allocation								
Headquarters	9	-	-	9	9	-	-	9
North Slave	-	-	-	-	-	-	-	-
Tłı̨chǫ	-	-	-	-	-	-	-	-
South Slave	-	-	-	-	-	-	-	-
Dehcho	-	-	-	-	-	-	-	-
Sahtu	-	-	-	-	-	-	-	-
Beaufort Delta	-	-	-	-	-	-	-	-
	9	-	-	9	9	-	-	9
Community Allocation								
Headquarters	9	-	-	9	9	-	-	9
Regional Offices	-	-	-	-	-	-	-	-
Other	-	-	-	-	-	-	-	-
	9	-	-	9	9	-	-	9

Full Time and Part Time positions may be indeterminate positions with no end date of employment or for a fixed term. Regional Offices include positions located in Yellowknife Regional Offices (North Slave), Fort Smith, Hay River, Fort Simpson, Norman Wells and Inuvik.

Executive and Indigenous Affairs

Directorate

Activity Description

The Directorate includes the Office of the Secretary to Cabinet, Regional Operations and the Women's Advisory division.

The Office of the Secretary to Cabinet is responsible for leading the senior management of the territorial public service, managing the executive functions of the bureaucracy, supporting Executive Council decision making, and coordinating the development and implementation of government-wide direction. The Office is also responsible for the management of the Department of Executive and Indigenous Affairs and the planning and administration of functions necessary to further the Department's mandate. The Secretary to Cabinet is accountable to the Premier for the proper conduct of business of the Department.

Regional Operations are responsible for implementing Cabinet priorities and direction, coordinating GNWT programs and services in the regions, as well as the overall management of the Single Window Service Centres (SWSCs) in 23 of the smaller communities in the NWT. Regional Operations is also responsible for ensuring an open line of communication between the regions and headquarters, as well as conveying Cabinet strategic priorities and messages to members of the Regional Management Committees.

The Women's Advisory division supports the Minister Responsible for Women, and serves as a point of contact within the GNWT for governmental and non-governmental organizations that enhance the cultural, economic, political and social participation of women in society. This division works closely with the NWT Status of Women Council and the Native Women's Association of the NWT.

Executive and Indigenous Affairs

Directorate

Operations Expenditure Summary

(thousands of dollars)

	2019-2020 Main Estimates	2018-2019 Revised Estimates	2018-2019 Main Estimates	2017-2018 Actuals
Program Detail				
Office of the Secretary to Cabinet				
Arctic Inspiration Prize	100	100	50	88
Corporate and Administration Costs	1,822	1,822	1,810	1,828
Regional Operations				
Corporate and Administration Costs	2,604	2,604	2,306	2,193
Tuktoyaktuk Community Corporation Strategic Direction and Action Plan	-	100	100	100
Women's Advisory				
Corporate and Administration Costs	329	291	289	228
Native Women's Association	426	426	426	427
Status of Women Council	394	394	394	394
Women's Initiatives Grants	50	50	50	50
	5,725	5,787	5,425	5,308
Expenditure Category				
Compensation and Benefits	3,331	3,331	3,191	3,135
Grants, Contributions and Transfers	970	1,070	1,020	1,059
Chargebacks	607	607	599	657
Computer Hardware and Software	41	41	35	12
Contract Services	197	159	139	98
Controllable Assets	74	74	30	6
Fees and Payments	5	5	5	5
Materials and Supplies	88	88	68	44
Purchased Services	117	117	103	120
Travel	295	295	235	172
	5,725	5,787	5,425	5,308

Executive and Indigenous Affairs

Directorate

Grants, Contributions and Transfers

(thousands of dollars)

	2019-2020 Main Estimates	2018-2019 Revised Estimates	2018-2019 Main Estimates	2017-2018 Actuals
Grants				
Arctic Inspiration Prize	100	100	50	88
Women's Initiatives	50	50	50	50
Total Grants	150	150	100	138
Contributions				
Native Women's Association	426	426	426	427
Status of Women Council	394	394	394	394
Tuktoyaktuk Community Corporation Strategic Direction and Action Plan	-	100	100	100
	820	920	920	921
Total Grants and Contributions	970	1,070	1,020	1,059

Descriptions of Grants and Contributions

Arctic Inspiration Prize (100) - The Arctic Inspiration Prize is an award celebrating the North and its innovative people. It is currently supported by all Territorial governments (NWT, Yukon and Nunavut), the Federal government, a number of Indigenous governments and investment arms of Indigenous governments, and companies with a strong presence in the Arctic.

Women's Initiatives (50) - Funding is provided to non-profit organizations for special projects that support the cultural, economic, political and social participation of women in society.

Native Women's Association (426) - Funding is provided to cover staff, travel, research, meeting costs and related operations and maintenance costs.

Status of Women Council (394) - Funding is provided to the Status of Women Council of the Northwest Territories in order to assist the council with operating expenses.

Tuktoyaktuk Community Corporation Strategic Direction and Action Plan - Funding was provided to the Tuktoyaktuk Community Corporation to support their Strategic Direction and Action Plan.

Executive and Indigenous Affairs

Directorate

Active Positions (Information Item)

	2019-2020				2018-2019			
	Full Time	Part Time	Seasonal	Total	Full Time	Part Time	Seasonal	Total
Regional Allocation								
Headquarters	3	-	-	3	3	-	-	3
North Slave	3	1	-	4	3	1	-	4
Tłıchǫ	-	4	-	4	-	4	-	4
South Slave	-	2	-	2	-	2	-	2
Dehcho	-	5	-	5	-	3	-	3
Sahtu	-	4	-	4	-	4	-	4
Beaufort Delta	2	7	-	9	2	7	-	9
	8	23	-	31	8	21	-	29
Community Allocation								
Headquarters	3	-	-	3	3	-	-	3
Regional Offices	5	-	-	5	5	-	-	5
Other	-	23	-	23	-	21	-	21
	8	23	-	31	8	21	-	29

Full Time and Part Time positions may be indeterminate positions with no end date of employment or for a fixed term. Regional Offices include positions located in Yellowknife Regional Offices (North Slave), Fort Smith, Hay River, Fort Simpson, Norman Wells and Inuvik.

Executive and Indigenous Affairs

Executive Council Offices

Activity Description

The Executive Council Offices comprise the Premier's Office, Ministers' Offices and Cabinet Communications and Protocol.

Cabinet Communications and Protocol provides strategic communications advice to the Premier, Cabinet Ministers and departments to support effective and coordinated communications that promote public awareness and understanding of GNWT positions, policies and initiatives to advance the priorities of the Legislative Assembly and fulfill GNWT mandate commitments. Cabinet Communications supports the Premier and Cabinet in their engagement with news media and provides media relations leadership and advice to departments, as well as issues management advice. It is responsible for providing protocol services to visiting dignitaries and representatives of foreign governments on behalf of the Premier and for supporting and advising on the holding and organizing of government ceremonies and events.

Ministers' Offices provide support for the Ministers, their offices and support staff. This includes salaries and operational expenses for the Ministers and their staff.

The Premier's Office provides the Premier and Ministers' Offices with political, communications, and strategic operations advice and coordination. The Premier's Office leads government activities related to all political commitments/priorities of the 18th Legislative Assembly, intergovernmental and key stakeholder relationships. The Premier's Office supports the Premier with the management of the executive functions of government and takes a lead in coordinating the government's activities related to the political development of the NWT.

Executive and Indigenous Affairs

Executive Council Offices

Operations Expenditure Summary

(thousands of dollars)

	2019-2020 Main Estimates	2018-2019 Revised Estimates	2018-2019 Main Estimates	2017-2018 Actuals
Program Detail				
Cabinet Communications and Protocol	1,220	1,220	1,211	1,249
Ministers' Offices	1,974	1,724	1,706	1,596
Premier's Office	1,087	1,087	1,077	1,245
	4,281	4,031	3,994	4,090
Expenditure Category				
Compensation and Benefits	3,333	3,333	3,296	3,554
Computer Hardware and Software	-	-	-	10
Contract Services	291	291	291	259
Controllable Assets	-	-	-	4
Fees and Payments	33	33	33	43
Materials and Supplies	94	94	94	57
Purchased Services	110	110	110	44
Travel	420	170	170	119
	4,281	4,031	3,994	4,090

Executive and Indigenous Affairs

Executive Council Offices

Active Positions (Information Item)

	2019-2020				2018-2019			
	Full Time	Part Time	Seasonal	Total	Full Time	Part Time	Seasonal	Total
Regional Allocation								
Headquarters	23	-	-	23	23	-	-	23
North Slave	-	-	-	-	-	-	-	-
Tłıchǫ	-	-	-	-	-	-	-	-
South Slave	-	-	-	-	-	-	-	-
Dehcho	-	-	-	-	-	-	-	-
Sahtu	-	-	-	-	-	-	-	-
Beaufort Delta	-	-	-	-	-	-	-	-
	23	-	-	23	23	-	-	23
Community Allocation								
Headquarters	23	-	-	23	23	-	-	23
Regional Offices	-	-	-	-	-	-	-	-
Other	-	-	-	-	-	-	-	-
	23	-	-	23	23	-	-	23

Full Time and Part Time positions may be indeterminate positions with no end date of employment or for a fixed term. Regional Offices include positions located in Yellowknife Regional Offices (North Slave), Fort Smith, Hay River, Fort Simpson, Norman Wells and Inuvik.

Executive and Indigenous Affairs

Indigenous and Intergovernmental Affairs

Activity Description

Indigenous and Intergovernmental Affairs is comprised of the following divisions: Aboriginal Consultation and Relations, Office of the Deputy Secretary for Federal Engagement, Office of the Deputy Secretary of Indigenous and Intergovernmental Affairs, Implementation, Intergovernmental Relations, and Negotiations.

The Aboriginal Consultation and Relations (ACAR) division promotes and advances the GNWT's commitment to develop and maintain mutually respectful intergovernmental relations between the GNWT and Indigenous governments through the Intergovernmental Memorandum of Understanding (IG MOU's) and the Intergovernmental Council and is also responsible for the provision of advice to all departments in relation to meeting the GNWT's duty to consult Indigenous governments and organizations. As part of its role in Indigenous Intergovernmental Affairs, the Division is the GNWT lead and provides administrative support to the Intergovernmental Council on Land and Resource Management matters.

The Office of the Deputy Secretary for Federal Engagement is located in Ottawa and is responsible for carrying out a range of federal engagement activities to advance the NWT's interests and help achieve the GNWT's mandate. The Ottawa Office also provides support to visiting GNWT officials, along with strategic advice, insight and information on federal priorities and actions that may affect the NWT.

The Office of the Deputy Secretary of Indigenous and Intergovernmental Affairs provides overall direction to the Indigenous and Intergovernmental Affairs Secretariat, including the provision of policy advice from Aboriginal rights analysts on Aboriginal rights, negotiations and implementation issues.

The Implementation division is responsible for negotiating implementation plans, financing agreements and intergovernmental program and service delivery arrangements associated with land, resources and self-government agreements. This includes the development of collaborative models of self-government implementation. The division is also responsible for monitoring and facilitating ongoing GNWT implementation obligations and activities pursuant to settled land, resources and self-government agreements and representing the GNWT on trilateral Implementation Committees tasked with monitoring and coordinating the overall implementation of the agreements.

The Intergovernmental Relations division promotes and advances the GNWT's commitment to develop and maintain mutually respectful intergovernmental relations between the GNWT and federal, provincial, territorial, and international governments. In doing so, the division protects, develops and promotes the interests and aspirations of NWT residents in the GNWT's intergovernmental relations activities.

The Negotiations division is responsible for leading the GNWT's participation at land, resources and self-government negotiations in the NWT. Successfully concluding land, resources and self-government agreements throughout the NWT will lay the foundation for attaining political certainty, building mutually respectful intergovernmental relations and realizing the economic potential of the NWT.

Executive and Indigenous Affairs

Indigenous and Intergovernmental Affairs

Operations Expenditure Summary

(thousands of dollars)

	2019-2020 Main Estimates	2018-2019 Revised Estimates	2018-2019 Main Estimates	2017-2018 Actuals
Program Detail				
Aboriginal Consultation and Relations				
Aboriginal Intergovernmental Meetings Fund	300	300	300	284
Corporate and Administration Costs	698	698	693	762
Deputy Secretary for Federal Engagement	568	571	568	-
Deputy Secretary of Indigenous and Intergovernmental Affairs				
Core Funding to Métis Locals	225	225	225	225
Corporate and Administration Costs	1,582	1,582	1,573	1,263
NWT Friendship Centres	250	250	250	-
Special Events Funding to Aboriginal Organizations	50	50	50	43
Sahtu Norman Wells Agreement In Principle Review	-	-	-	24
Implementation	724	474	469	435
Intergovernmental Relations	963	1,064	1,054	874
Negotiations	2,815	2,915	2,896	1,753
	8,175	8,129	8,078	5,663
Expenditure Category				
Compensation and Benefits	5,562	5,586	5,535	4,020
Grants, Contributions and Transfers	825	825	825	576
Computer Hardware and Software	7	10	10	6
Contract Services	1,064	943	943	404
Controllable Assets	7	7	7	8
Fees and Payments	35	50	50	26
Materials and Supplies	67	69	69	51
Purchased Services	83	129	129	91
Travel	525	510	510	481
	8,175	8,129	8,078	5,663

Executive and Indigenous Affairs
Indigenous and Intergovernmental Affairs
Grants, Contributions and Transfers

(thousands of dollars)

	2019-2020 Main Estimates	2018-2019 Revised Estimates	2018-2019 Main Estimates	2017-2018 Actuals
Grants				
Aboriginal Intergovernmental Meetings Fund	300	300	300	284
Core Funding to Métis Locals	225	225	225	225
NWT Friendship Centres	250	250	250	-
Special Events Funding to Aboriginal Organizations	50	50	50	43
	825	825	825	552
Contributions				
Norman Wells AIP Review	-	-	-	12
Sahtu AIP Review	-	-	-	12
	-	-	-	24
Total Grants and Contributions	825	825	825	576

Descriptions of Grants and Contributions

Aboriginal Intergovernmental Meetings Fund (300) - Funding is provided to assist regional Aboriginal governments in the Northwest Territories with the costs of participating in government-to-government meetings with the Government of the Northwest Territories.

Core Funding to Métis Locals (225) - Core funding is provided to Métis Locals in the Northwest Territories to assist with office operating costs.

NWT Friendship Centres (250) - Funding is provided to support the Northwest Territories/Nunavut Council of Friendship Centres as well as individual Friendship Centres throughout the NWT.

Special Events Funding to Aboriginal Organizations (50) - Funding is provided to Aboriginal organizations for special events and community celebrations of National Aboriginal Day.

Norman Wells Agreement In Principle Review - Funding provided to Sahtu Dene and Metis of Norman Wells for consultation related expenditures.

Sahtu Agreement In Principle Review - Funding provided to Sahtu Dene and Metis of Norman Wells for consultation related expenditures.

Executive and Indigenous Affairs

Indigenous and Intergovernmental Affairs

Active Position Summary

(Information Item)

	2019-2020				2018-2019			
	Full Time	Part Time	Seasonal	Total	Full Time	Part Time	Seasonal	Total
Regional Allocation								
Headquarters	35	-	-	35	36	-	-	36
North Slave	-	-	-	-	-	-	-	-
Tłıchǵ	-	-	-	-	-	-	-	-
South Slave	-	-	-	-	-	-	-	-
Dehcho	-	-	-	-	-	-	-	-
Sahtu	-	-	-	-	-	-	-	-
Beaufort Delta	-	-	-	-	-	-	-	-
	35	-	-	35	36	-	-	36
Community Allocation								
Headquarters	35	-	-	35	36	-	-	36
Regional Offices	-	-	-	-	-	-	-	-
Other	-	-	-	-	-	-	-	-
	35	-	-	35	36	-	-	36

Full Time and Part Time positions may be indeterminate positions with no end date of employment or for a fixed term. Regional Offices include positions located in Yellowknife Regional Offices (North Slave), Fort Smith, Hay River, Fort Simpson, Norman Wells and Inuvik.

Executive and Indigenous Affairs

Status of Women Council of the Northwest Territories

(Information Item)

The Status of Women Council of the Northwest Territories is established under the *Status of Women Council Act* and works to achieve equality for all Northwest Territories women through public education, advocacy on behalf of women, community development, as well as providing advice to the GNWT and assisting groups working on issues concerning women.

(thousands of dollars)

	2019-2020 Main Estimates	2018-2019 Revised Estimates	2018-2019 Main Estimates	2017-2018 Actuals
OPERATING RESULTS				
Revenue				
Contributions				
Government of the Northwest Territories	394	468	394	486
Government of Canada	48	161	-	76
Other				
Administration fees and Miscellaneous	-	2	-	11
Contributed Rent	71	71	71	71
	513	702	465	644
Expenses				
Compensation and Benefits	306	306	306	303
Amortization	-	1	-	1
Contributed Rent	71	71	71	71
Honoraria	7	8	7	28
Program and Administration Costs	106	293	58	221
Travel	23	23	23	41
	513	702	465	665
Annual Surplus (Deficit)	-	-	-	(21)
Accumulated Surplus (Deficit), beginning of year	-	-	-	21
Accumulated Surplus (Deficit)	-	-	-	-

Executive and Indigenous Affairs

Lease Commitments

(Information Item)

Type of Property	Community	(thousands of dollars)	
		2019-2020 Main Estimates	Future Lease Payments
Office Space	Ottawa	33	30
		33	30

The above leases do not include capital leases. In the event a lease is deemed to be a capital lease the associated asset is included in tangible capital assets and amortized over the useful life of the asset; and the lease is recorded as a financial liability.

The Main Estimates and Future Lease Payment amounts represent the Base Rent cost, excluding any operations and maintenance component that is included in the total Lease costs in the agreement.

Executive and Indigenous Affairs

Work Performed on Behalf of Others

(Information Item)

(thousands of dollars)

Items	2019-2020	2018-2019	2018-2019	2017-2018
	Main Estimates	Revised Estimates	Main Estimates	Actuals
Gwich'in Land Claim Implementation	165	199	162	157
Inuvialuit Implementation Funding	346	576	143	112
Sahtu Land Claim Implementation	122	141	120	101
Tłıchǫ Agreement Implementation Funding	158	187	230	236
	791	1,103	655	606

Descriptions of Work Performed on Behalf of Others

Gwich'in Land Claim Implementation (165) - Under the terms of a 10-year Bilateral Funding Agreement between Crown-Indigenous Relations and Northern Affairs Canada (CIRNAC) and the GNWT, CIRNAC will provide funding to the GNWT to assist with Gwich'in implementation activities pursuant to the Gwich'in Implementation Plan.

Inuvialuit Implementation Funding (346) - Under the terms of a contribution funding agreement between CIRNAC and the GNWT, CIRNAC will provide implementation funding to the GNWT to assist with Inuvialuit implementation activities pursuant to the Inuvialuit Final Agreement.

Sahtu Land Claim Implementation (122) - Under the terms of a 10-year Bilateral Funding Agreement between CIRNAC and the GNWT, CIRNAC will provide funding to the GNWT to assist with Sahtu implementation activities pursuant to the Sahtu Implementation Plan.

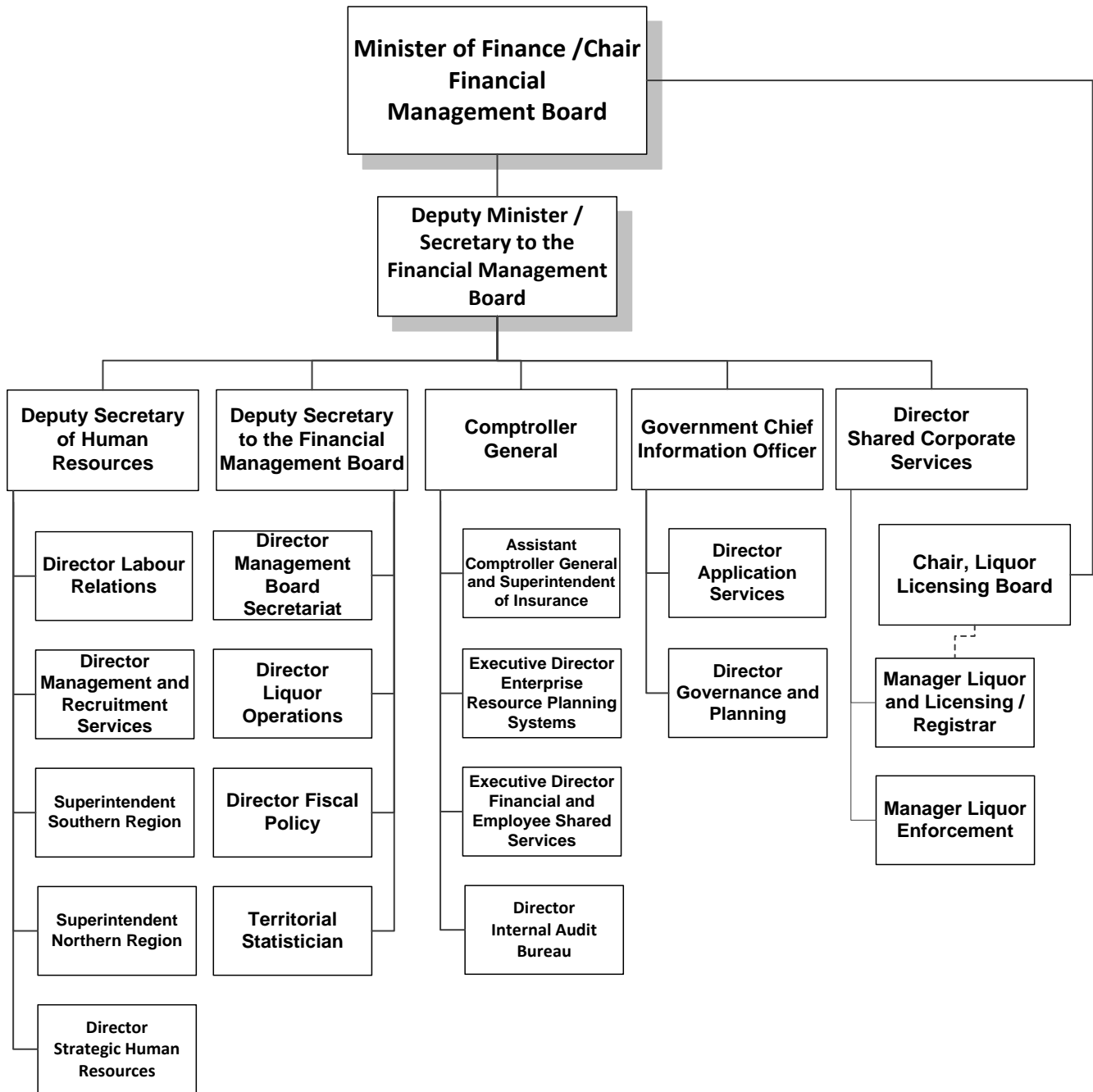
Tłıchǫ Agreement Implementation Funding (158) - Under the terms of a 10-year Bilateral Funding Agreement between CIRNAC and the GNWT, CIRNAC will provide funding to the GNWT to assist with Tłıchǫ implementation activities pursuant to the Tłıchǫ Implementation Plan.

This page intentionally left blank

Finance

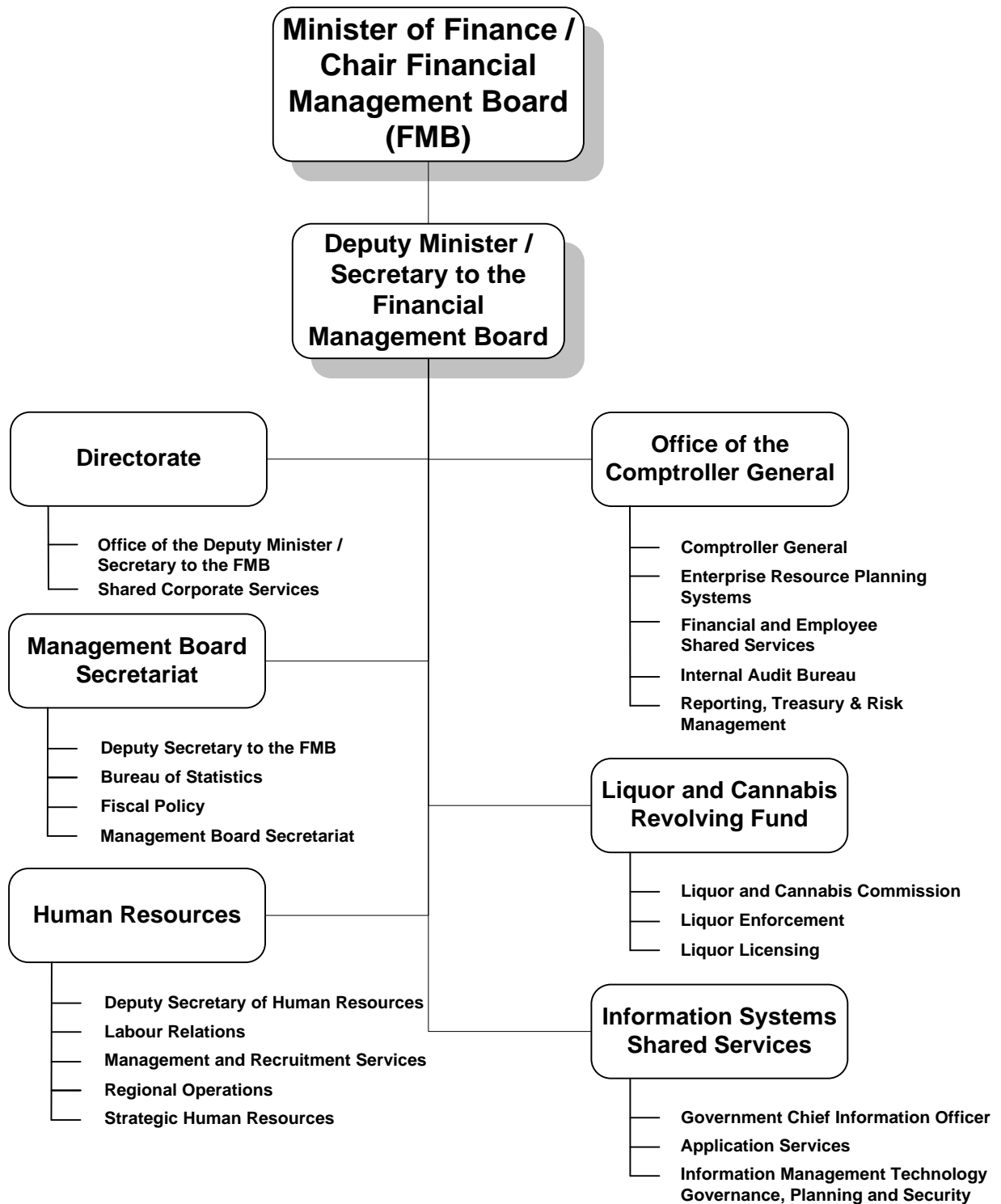
Finance

Organizational Chart



Finance

Accounting Structure Chart

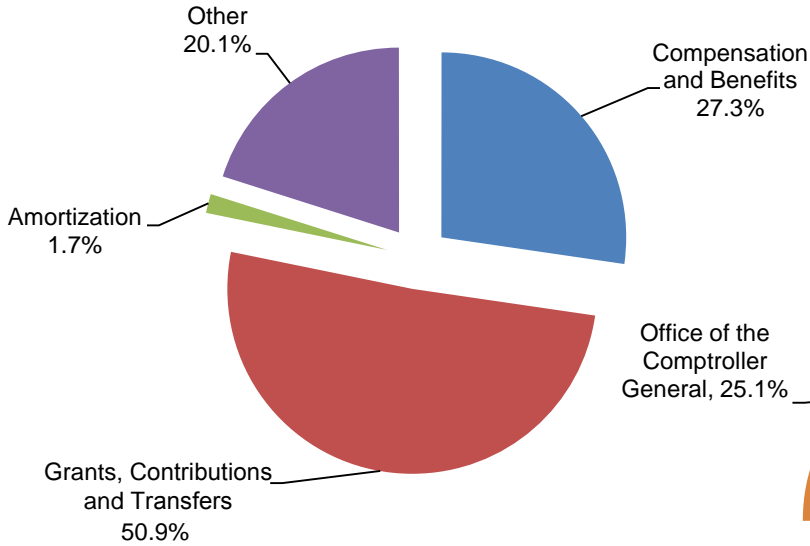


Finance

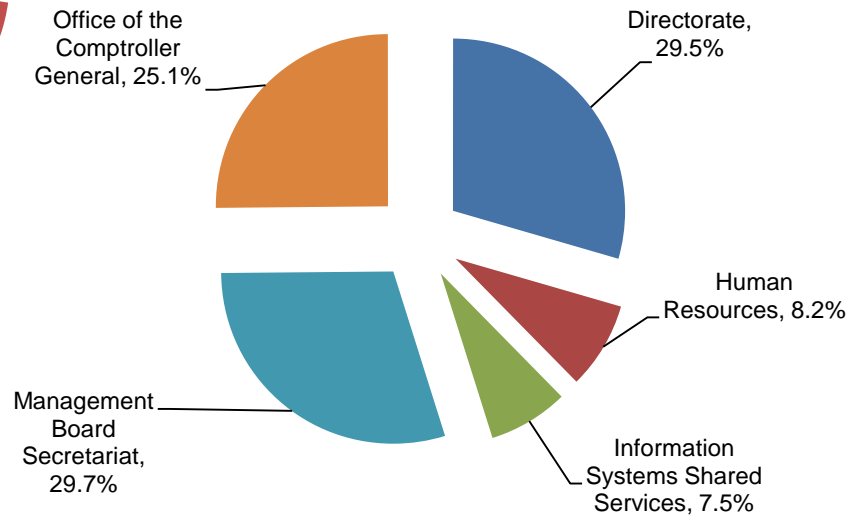
Graphs

Operations Expenditures

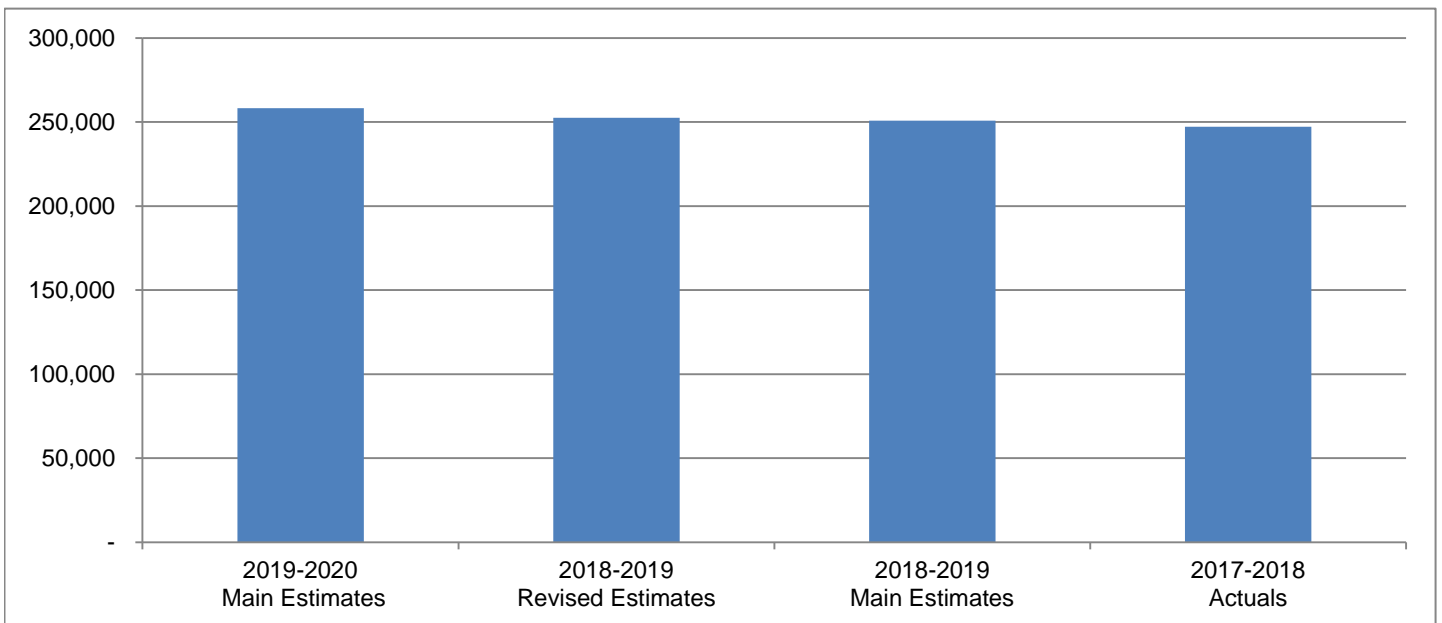
By Expenditure Category



By Activity



**Operations Expenditures Comparison
(thousands of dollars)**



Finance

The mandate of the Department of Finance is to obtain, manage and control the financial, human, information and technology resources required to support the priorities identified by the Legislative Assembly through implementation of Government of the Northwest Territories' (GNWT) policies and programs and ensuring effective, efficient and economical management of financial, human, information and technology resources.

(thousands of dollars)

	2019-2020 Main Estimates	2018-2019 Revised Estimates	2018-2019 Main Estimates	2017-2018 Actuals
Activity				
Directorate	76,134	83,972	82,761	80,502
Human Resources	21,039	20,639	20,301	18,023
Information Systems Shared Services	19,362	18,589	18,580	18,598
Management Board Secretariat	76,734	64,240	64,059	60,168
Office of the Comptroller General	64,933	65,103	65,044	69,939
	258,202	252,543	250,745	247,230
Expenditure Category				
Compensation and Benefits	70,491	67,742	67,064	68,035
Grants, Contributions and Transfers	131,466	127,404	126,372	121,092
Amortization	4,329	6,479	6,479	6,373
Chargebacks	3,969	3,935	3,917	4,294
Computer Hardware and Software	4,073	4,006	4,006	4,235
Contract Services	21,729	21,221	21,376	14,445
Controllable Assets	52	52	52	471
Fees and Payments	4,756	4,242	4,052	5,378
Interest	11,217	11,367	11,367	17,291
Materials and Supplies	1,185	1,160	1,145	654
Purchased Services	3,901	3,901	3,891	4,139
Travel	1,034	1,034	1,024	756
Valuation Allowances	-	-	-	67
	258,202	252,543	250,745	247,230
Total Revenues	1,664,053	1,567,406	1,597,198	1,588,854
Total Active Positions	436		425	
Infrastructure Investment	1,630	7,385	7,385	2,135

Finance

Revenue Summary

(Information Item)

(thousands of dollars)

	2019-2020 Main Estimates	2018-2019 Revised Estimates	2018-2019 Main Estimates	2017-2018 Actuals
Grant from Canada	1,309,300	1,256,289	1,256,289	1,232,439
Transfer Payment				
Federal Cost Shared	-	-	-	1,885
Canada Health Transfer	48,200	47,358	46,239	45,333
Canada Social Transfer	17,400	17,383	16,970	16,776
	65,600	64,741	63,209	63,994
Taxation				
Personal Income Tax	104,369	110,172	103,076	87,530
Corporate Income Tax	23,331	(5,469)	31,299	60,006
Cannabis Excise Tax	747	373	-	-
Carbon Tax	16,190	-	-	-
Tobacco Tax	15,100	15,332	16,087	15,598
Fuel Tax	21,062	20,993	21,684	20,925
Payroll Tax	44,355	43,486	44,866	42,633
Property Taxes and School Levies	29,750	29,211	29,235	28,744
Basic Insurance Premium Tax	4,700	4,500	4,500	4,819
Fire Insurance Premium Tax	400	350	350	350
	260,004	218,948	251,097	260,605
General				
<i>Revolving Fund Net Revenue</i>				
Liquor and Cannabis Commission Net Revenue	26,909	25,608	24,783	25,036
<i>Regulatory Revenue</i>				
Insurance License Fees	500	500	500	619
<i>Investment Income</i>				
Investment Interest	400	400	400	1,003
Investment Pool Cost Recoveries	80	80	80	87
<i>Program</i>				
Insured and Third Party Recoveries	60	60	60	513
<i>Service and Miscellaneous</i>				
Insurance proceeds recoveries	-	-	-	90
Mackenzie Valley Fibre Optic Link Revenue	1,200	780	780	756
<i>Recovery of Prior Years' Expenses</i>	-	-	-	3,712
	29,149	27,428	26,603	31,816
	1,664,053	1,567,406	1,597,198	1,588,854

**Borrowing Plan for the Government Reporting Entity
and
Established Borrowing Limits for the Government of the Northwest Territories**
(thousands of dollars)

	Appropriation Act Limits		
	Estimated Balance, March 31, 2019	Estimated Balance, March 31, 2020	Contingency * Established Limits per 2019-2020 Appropriation Act
GOVERNMENT OF THE NORTHWEST TERRITORIES			
Short term debt - less than 365 days	318,000	325,000	65,000
Long term debt - over 365 days:			
Real Return Bonds, June 1, 2046, 3.17%	177,759	175,850	2,000
Mackenzie Valley Fibre Optic Link, P3 debt	77,700	75,300	-
Stanton Territorial Hospital, P3 debt	138,500	135,700	5,000
Tłıcho All-season Road, P3 debt	8,160	19,560	5,000
Canada Mortgage and Housing Corporation Mortgage, June 2014, 3.30%	444	366	-
Capital Leases	337	-	500
TOTAL GOVERNMENT BORROWING	720,900	731,776	77,500
NWT HYDRO CORPORATION			
Short term debt - 365 days or less (guaranteed by GNWT)	25,567	135,911	
Long term debt - over 365 days (guaranteed by GNWT)			
Debentures, due 2025 to 2052, bearing interest between 3.82% and 6.00%	89,784	89,829	
Amortizing debentures, due between 2032 and 2047, bearing interest between 3.98% and 6.42%	111,153	108,174	
Series 1, 2 and 3 debentures, due 2025 to 2026, bearing interest between 9.11% and 10%	12,578	11,165	
Capital Leases	17,256	16,802	
TOTAL NWT HYDRO CORPORATION BORROWING	256,338	361,881	
NWT HOUSING CORPORATION			
Long term debt - over 365 days			
Canada Mortgage and Housing Corporation, 2033, 6.97%	5,455	4,979	
Mortgages due to Canada Mortgage and Housing Corporation, between 2026 and 2027, bearing interest between 2.78% and 3.68%	1,098	967	
Loan Guarantees	12,510	10,522	
TOTAL NWT HOUSING CORPORATION BORROWING	19,063	16,468	
OTHER PUBLIC AGENCIES			
Short term debt - 365 days or less	1,000	1,000	
Loan Guarantees	2,500	2,100	
TOTAL OTHER PUBLIC AGENCIES	3,500	3,100	
TOTAL CONSOLIDATED BORROWING	999,801	1,113,225	

* Contingency amounts are based on the estimated working capital requirements during the year which can vary significantly.

Finance

Active Position Summary

(Information Item)

Activity	2019-2020				2018-2019			
	Full Time	Part Time	Seasonal	Total	Full Time	Part Time	Seasonal	Total
Activity								
Directorate	25	-	-	25	24	-	-	24
Human Resources	105	-	-	105	104	-	-	104
Information Systems								
Shared Services	88	-	-	88	80	-	-	80
Management Board								
Secretariat	29	-	-	29	28	-	-	28
Office of the								
Comptroller General	189	-	-	189	189	-	-	189
	436	-	-	436	425	-	-	425
Regional Allocation								
Headquarters	340	-	-	340	332	-	-	332
North Slave	-	-	-	-	-	-	-	-
Tłı̄chǫ	4	-	-	4	4	-	-	4
South Slave	35	-	-	35	32	-	-	32
Dehcho	13	-	-	13	13	-	-	13
Sahtu	9	-	-	9	9	-	-	9
Beaufort Delta	35	-	-	35	35	-	-	35
	436	-	-	436	425	-	-	425
Community Allocation								
Headquarters	340	-	-	340	332	-	-	332
Regional Offices	92	-	-	92	89	-	-	89
Other	4	-	-	4	4	-	-	4
	436	-	-	436	425	-	-	425

Full Time and Part Time positions may be indeterminate positions with no end date of employment or for a fixed term. Regional Offices include positions located in Yellowknife Regional Offices (North Slave), Fort Smith, Hay River, Fort Simpson, Norman Wells and Inuvik.

Finance

Directorate

Activity Description

Deputy Minister's Office includes the Office of the Deputy Minister/Secretary to the Financial Management Board. The duties and responsibilities of the Deputy Minister of Finance/Secretary to the Financial Management Board are described in the *Financial Administration Act (FAA)*. In addition, support is provided to the Financial Management Board, responsibility for financial and administrative leadership to the GNWT and overall departmental management and leadership.

The Shared Corporate Services division is responsible for developing and maintaining policies and legislation, coordinating budget development and tracking financial performance, providing information and records management support including the coordination of responses to requests made under the *Access to Information and Protection of Privacy Act (ATIPP)*, coordinating departmental communication efforts, and providing strategic advice to the senior management team with respect to performance and emerging issues for the Department of Finance and the Department of Executive and Indigenous Affairs.

Finance

Directorate

Operations Expenditure Summary

(thousands of dollars)

	2019-2020 Main Estimates	2018-2019 Revised Estimates	2018-2019 Main Estimates	2017-2018 Actuals
Program Detail				
Office of the Deputy Minister / Secretary to the Financial Management Board	638	638	634	803
Shared Corporate Services				
Contribution to NWT Housing Corporation	70,363	78,201	77,169	74,791
Corporate and Administration Costs	5,133	5,133	4,958	4,908
	76,134	83,972	82,761	80,502
Expenditure Category				
Compensation and Benefits	3,721	3,721	3,570	3,562
Grants, Contributions and Transfers	70,363	78,201	77,169	74,791
Amortization	63	63	63	62
Chargebacks	1,598	1,598	1,580	1,756
Computer Hardware and Software	-	-	-	2
Contract Services	83	83	83	113
Controllable Assets	19	19	19	11
Fees and Payments	15	15	15	30
Materials and Supplies	60	60	55	46
Purchased Services	131	131	126	56
Travel	81	81	81	64
Valuation Allowances	-	-	-	9
	76,134	83,972	82,761	80,502

Finance

Directorate

Grants, Contributions and Transfers

(thousands of dollars)

	2019-2020 Main Estimates	2018-2019 Revised Estimates	2018-2019 Main Estimates	2017-2018 Actuals
Contributions				
Northwest Territories Housing Corporation	70,363	78,201	77,169	74,791

Descriptions of Contributions

Northwest Territories Housing Corporation (70,363) - Contribution to the Northwest Territories Housing Corporation for the Government of the Northwest Territories' share of the operating costs of the Corporation.

Finance

Directorate

Active Positions (Information Item)

	2019-2020				2018-2019			
	Full Time	Part Time	Seasonal	Total	Full Time	Part Time	Seasonal	Total
Regional Allocation								
Headquarters	25	-	-	25	24	-	-	24
North Slave	-	-	-	-	-	-	-	-
Tłıchǫ	-	-	-	-	-	-	-	-
South Slave	-	-	-	-	-	-	-	-
Dehcho	-	-	-	-	-	-	-	-
Sahtu	-	-	-	-	-	-	-	-
Beaufort Delta	-	-	-	-	-	-	-	-
	25	-	-	25	24	-	-	24
Community Allocation								
Headquarters	25	-	-	25	24	-	-	24
Regional Offices	-	-	-	-	-	-	-	-
Other	-	-	-	-	-	-	-	-
	25	-	-	25	24	-	-	24

Full Time and Part Time positions may be indeterminate positions with no end date of employment or for a fixed term. Regional Offices include positions located in Yellowknife Regional Offices (North Slave), Fort Smith, Hay River, Fort Simpson, Norman Wells and Inuvik.

Finance

Human Resources

Activity Description

The Deputy Secretary of Human Resources provides strategic and corporate human resource advice to the Minister, as well as to Deputy Heads across the GNWT. As part of this work, the Deputy Secretary works to align the GNWT with modern best practices in human resource management and provides overall management and leadership for the Human Resources Branch.

The Labour Relations division is responsible for undertaking the strategic management of terms and conditions of employment for public servants that promote harmonious labour/management relations, productive work environments, and fair and consistent treatment of staff. This includes the administration of the Duty to Accommodate and Disability Policy, investigations conducted under the Harassment Free and Respectful Workplace Policy, GNWT-wide occupational health and safety, and collective bargaining on behalf of the GNWT.

The Management and Recruitment Services division provides comprehensive advice, training and support to help guide recruitment and retention within the GNWT and ensure corporate consistency. The division is also responsible for the provision of frontline general human resource services, which includes recruitment, administration of job competitions, labour relations advice, job description review, employee development and support to managers for human resource management, planning and employee recognition.

Additionally the division oversees, manages and monitors the delivery of Official Languages services in accordance with the *NWT Official Languages Act* and other GNWT and Department policies and guidelines also falls within this division.

The Regional Service Centres are responsible for the provision of frontline general human resource services, as well as strategic advice and guidance to regional management in the areas of human resource management and planning to support the recruitment and retention of the public service. These services include recruitment, labour relations advice, job description review, employee development, and support for human resource planning and employee recognition.

The Strategic Human Resources division is responsible for leading government-wide human resource planning and support for workforce development and diversity and inclusion. The division is responsible for developing and implementing a variety of strategic initiatives. The division consists of the Business Performance Unit, Employee Development and Workforce Planning, Job Evaluation and Organizational Development and Diversity and Inclusion.

Finance

Human Resources

Operations Expenditure Summary

(thousands of dollars)

	2019-2020 Main Estimates	2018-2019 Revised Estimates	2018-2019 Main Estimates	2017-2018 Actuals
Program Detail				
Deputy Secretary of Human Resources	458	458	458	448
Labour Relations	4,169	4,169	3,944	3,217
Management and Recruitment Services	6,541	6,541	6,492	6,180
Regional Operations	3,673	3,673	3,641	3,507
Strategic Human Resources	6,198	5,798	5,766	4,671
	21,039	20,639	20,301	18,023
Expenditure Category				
Compensation and Benefits	14,163	14,163	13,875	13,886
Computer Hardware and Software	15	15	15	44
Contract Services	1,825	1,825	1,980	1,188
Controllable Assets	-	-	-	170
Fees and Payments	4,307	3,907	3,717	2,054
Materials and Supplies	156	156	151	265
Purchased Services	295	295	295	254
Travel	278	278	268	152
Valuation Allowances	-	-	-	10
	21,039	20,639	20,301	18,023

Finance

Human Resources

Active Positions (Information Item)

	2019-2020				2018-2019			
	Full Time	Part Time	Seasonal	Total	Full Time	Part Time	Seasonal	Total
Regional Allocation								
Headquarters	76	-	-	76	75	-	-	75
North Slave	-	-	-	-	-	-	-	-
Tłıchǫ	2	-	-	2	2	-	-	2
South Slave	9	-	-	9	9	-	-	9
Dehcho	3	-	-	3	3	-	-	3
Sahtu	3	-	-	3	3	-	-	3
Beaufort Delta	12	-	-	12	12	-	-	12
	105	-	-	105	104	-	-	104
Community Allocation								
Headquarters	76	-	-	76	75	-	-	75
Regional Offices	27	-	-	27	27	-	-	27
Other	2	-	-	2	2	-	-	2
	105	-	-	105	104	-	-	104

Full Time and Part Time positions may be indeterminate positions with no end date of employment or for a fixed term. Regional Offices include positions located in Yellowknife Regional Offices (North Slave), Fort Smith, Hay River, Fort Simpson, Norman Wells and Inuvik.

Finance

Information Systems Shared Services

Activity Description

The Government Chief Information Officer provides overall management of the Information Systems Shared Services unit which consists of two divisions.

The Information Management Technology Governance, Planning and Security division provides, policy, strategic and operational advice to ensure a government-wide view of information systems and technology. The unit also ensures corporate activities related to strategy, policy implementation, technology planning, enterprise architecture and information and cyber security are undertaken in a timely and consistent manner. The division keeps tabs on sector advancements to identify opportunities to help program areas improve service delivery through the use of information and technology. Through its strategic business partner roles, the division will work directly with departments to understand and anticipate program needs. The division also represents the GNWT in all Canadian Radio-television and Telecommunications Commission (CRTC) proceedings which affect the north and will continue to monitor and advocate to the CRTC and the Government of Canada with respect to broadband initiatives that have the potential to improve broadband infrastructure and/or services in the NWT. Further, to support program service delivery, the division also coordinates customer service delivery training programs.

The Application Services division is responsible for the operations, maintenance and implementation of a line of business applications/solutions. These services include; solution advice, design and delivery, application maintenance and operations, corporate web services, geomatics, and data reporting and analytics. Application Services supports corporate solutions which span multiple program areas (e.g. case management), as well as niche solutions supporting specific program areas (e.g. information services to support remote work, like geologists working in the field).

Application Services works collaboratively with other technology delivery teams like the Technology Service Centre to ensure seamless service to its clients, and the Governance, Planning and Security division to prioritize departmental requests and demand for services.

Finance

Information Systems Shared Services

Operations Expenditure Summary

(thousands of dollars)

	2019-2020 Main Estimates	2018-2019 Revised Estimates	2018-2019 Main Estimates	2017-2018 Actuals
Program Detail				
Government Chief Information Officer	371	371	371	341
Application Services	16,493	15,663	15,663	15,853
Information Management Technology Governance, Planning and Security	2,498	2,555	2,546	2,404
	19,362	18,589	18,580	18,598
Expenditure Category				
Compensation and Benefits	11,608	10,824	10,815	10,426
Grants, Contributions and Transfers	-	-	-	125
Amortization	308	365	365	578
Chargebacks	2,100	2,066	2,066	2,267
Computer Hardware and Software	1,789	1,789	1,789	1,755
Contract Services	2,478	2,605	2,605	2,543
Controllable Assets	-	-	-	148
Fees and Payments	255	141	141	160
Materials and Supplies	422	397	397	154
Purchased Services	304	304	304	321
Travel	98	98	98	121
	19,362	18,589	18,580	18,598

Finance

Information Systems Shared Services

Grants, Contributions and Transfers

(thousands of dollars)

	2019-2020 Main Estimates	2018-2019 Revised Estimates	2018-2019 Main Estimates	2017-2018 Actuals
Contributions				
Natural Resources Canada (NRCan)	-	-	-	125

Descriptions of Contributions

Natural Resources Canada – A one-time contribution to NRCan to cost-share the development of a business case for a Northern Canada Geospatial Innovation Centre in Inuvik.

Finance

Information Systems Shared Services

Active Positions (Information Item)

	2019-2020				2018-2019			
	Full Time	Part Time	Seasonal	Total	Full Time	Part Time	Seasonal	Total
Regional Allocation								
Headquarters	85	-	-	85	80	-	-	80
North Slave	-	-	-	-	-	-	-	-
Tłıchǫ	-	-	-	-	-	-	-	-
South Slave	3	-	-	3	-	-	-	-
Dehcho	-	-	-	-	-	-	-	-
Sahtu	-	-	-	-	-	-	-	-
Beaufort Delta	-	-	-	-	-	-	-	-
	88	-	-	88	80	-	-	80
Community Allocation								
Headquarters	85	-	-	85	80	-	-	80
Regional Offices	3	-	-	3	-	-	-	-
Other	-	-	-	-	-	-	-	-
	88	-	-	88	80	-	-	80

Full Time and Part Time positions may be indeterminate positions with no end date of employment or for a fixed term. Regional Offices include positions located in Yellowknife Regional Offices (North Slave), Fort Smith, Hay River, Fort Simpson, Norman Wells and Inuvik.

Finance

Management Board Secretariat

Activity Description

The Deputy Secretary to the Financial Management Board (FMB) oversees the management functions of the activity, including the GNWT Public Private Partnership Policy and Management Framework. An additional responsibility is overall oversight of the Liquor and Cannabis Commission.

The Management Board Secretariat supports the operations of the FMB, and is also responsible for the GNWT's budget, planning and reporting cycle.

Fiscal Policy is responsible for providing research, analysis and recommendations on the fiscal policies of the government, monitoring economic conditions as they affect the government's fiscal position, providing macroeconomic research and policy advice, providing analysis and advice on Canadian and NWT tax policies, monitoring and advising on intergovernmental fiscal relations, and preparing the annual budget address. The division also provides technical support for the Minister and Deputy Minister of Finance in federal-provincial-territorial discussions and represents the GNWT on intergovernmental Finance committees.

The Bureau of Statistics ensures the GNWT has appropriate statistical information and provides statistical advice, analysis, and assistance to departments, regional offices, and central agencies.

Finance

Management Board Secretariat

Operations Expenditure Summary

(thousands of dollars)

	2019-2020 Main Estimates	2018-2019 Revised Estimates	2018-2019 Main Estimates	2017-2018 Actuals
Program Detail				
Deputy Secretary of the Financial Management Board				
Corporate and Administration Costs	3,905	3,911	3,766	8,942
Mackenzie Valley Fibre Link	13,987	13,987	13,987	7,643
Bureau of Statistics	777	777	771	1,148
Fiscal Policy				
Carbon Tax Offset	12,500	-	-	-
Corporate and Administration Costs	1,486	1,486	1,477	1,311
Cost of Living Tax Credit	22,150	22,150	22,150	21,951
Net Fiscal Benefit Transfer to Aboriginal Parties	10,100	10,100	10,100	8,916
NWT Child Benefit	2,200	2,200	2,200	2,009
NWT Heritage Fund	7,600	7,600	7,600	6,344
Management Board Secretariat	2,029	2,029	2,008	1,904
	76,734	64,240	64,059	60,168
Expenditure Category				
Compensation and Benefits	4,492	4,492	4,321	4,417
Grants, Contributions and Transfers	53,950	42,050	42,050	39,220
Amortization	3,189	3,195	3,195	3,028
Computer Hardware and Software	5	5	5	10
Contract Services	14,706	14,106	14,106	4,952
Controllable Assets	-	-	-	2
Fees and Payments	102	102	102	2,917
Interest	-	-	-	5,300
Materials and Supplies	115	115	110	27
Purchased Services	55	55	50	154
Travel	120	120	120	141
	76,734	64,240	64,059	60,168

Finance

Management Board Secretariat

Grants, Contributions and Transfers

(thousands of dollars)

	2019-2020 Main Estimates	2018-2019 Revised Estimates	2018-2019 Main Estimates	2017-2018 Actuals
Grants				
Carbon Tax Offset	11,900	-	-	-
Cost of Living Tax Credit	22,150	22,150	22,150	21,951
NWT Child Benefit	2,200	2,200	2,200	2,009
	36,250	24,350	24,350	23,960
Contributions				
Northwest Territories Heritage Fund	7,600	7,600	7,600	6,344
Transfers				
Net Fiscal Benefit Transfer to Aboriginal Parties	10,100	10,100	10,100	8,916
	53,950	42,050	42,050	39,220

Descriptions of Grants, Contributions and Transfers

Carbon Tax Offset (11,900) - Rebates and benefits to reduce the impact of the NWT Carbon Tax for heating fuel, large industrial emitters, industrial investments under a trust, electricity generation, and the Cost of Living Offset (COLO) for individuals and children.

Cost of Living Tax Credit (22,150) - A refundable credit based on annual net income with a minimum credit of \$350 (\$700 for couples) and a maximum credit of \$942 delivered through the tax system and available to all NWT residents.

NWT Child Benefit (2,200) - The NWT Child Benefit (NWT CB) provides maximum benefits of \$815 for the first child under the age of 6, and \$652 for the first child aged 6 through 17, with the per child benefit amounts subsequently reduced for each additional child. The benefit will start to phase-out when the family income exceeds \$30,000, and be completely eliminated when the family income is equal to or more than \$80,000.

Northwest Territories Heritage Fund (7,600) - Transfer 25% of the remaining net fiscal benefit from resource revenues after sharing with Aboriginal parties, to the NWT Heritage Fund.

Net Fiscal Benefit Transfer to Aboriginal Parties (10,100) - As described in Schedule 18 of the Northwest Territories Lands and Resources Devolution Agreement with Canada, the Government of the Northwest Territories will transfer 25 per cent of the Government of the Northwest Territories' net fiscal benefit from resource revenues to Aboriginal Parties. Amounts paid will depend on the actual resource revenue amounts earned each fiscal year.

Finance

Management Board Secretariat

Active Positions (Information Item)

	2019-2020				2018-2019			
	Full Time	Part Time	Seasonal	Total	Full Time	Part Time	Seasonal	Total
Regional Allocation								
Headquarters	29	-	-	29	28	-	-	28
North Slave	-	-	-	-	-	-	-	-
Tłıchǵ	-	-	-	-	-	-	-	-
South Slave	-	-	-	-	-	-	-	-
Dehcho	-	-	-	-	-	-	-	-
Sahtu	-	-	-	-	-	-	-	-
Beaufort Delta	-	-	-	-	-	-	-	-
	29	-	-	29	28	-	-	28
Community Allocation								
Headquarters	29	-	-	29	28	-	-	28
Regional Offices	-	-	-	-	-	-	-	-
Other	-	-	-	-	-	-	-	-
	29	-	-	29	28	-	-	28

Full Time and Part Time positions may be indeterminate positions with no end date of employment or for a fixed term. Regional Offices include positions located in Yellowknife Regional Offices (North Slave), Fort Smith, Hay River, Fort Simpson, Norman Wells and Inuvik.

Finance

Office of the Comptroller General

Activity Description

The Comptroller General is responsible for the control and administration of the Consolidated Revenue Fund which involves: the receipt and payment of public money; accounting policies; the financial records of the GNWT; reporting responsibilities; financial analysis, advice and interpretation; internal auditing; treasury functions; financial and employee shared services; enterprise resource planning systems; insurance; and any related matters.

The Enterprise Resource Planning Systems division implements, maintains, and supports existing and new functionality within the GNWT's Enterprise Resource Planning (ERP) solution. GNWT's ERP is based on Oracle's PeopleSoft line of products and is comprised of a core financial and procurement system called the System for Accountability and Management and a core human resource system called the Human Resource Information System.

The Financial and Employee Shared Services (FESS) division provides financial transaction processing services to all GNWT departments and the Northwest Territories Housing Corporation. FESS also provides compensation and benefits management and related Helpdesk services to all public servants in the GNWT. FESS ensures compliance with all federal and territorial financial legislation, regulations, policies and agreements. The division has service centres in Yellowknife, Inuvik, Norman Wells, Hay River, Fort Smith, Fort Simpson, and Behchoko.

The Internal Audit Bureau provides an independent, objective, internal audit and consulting service to improve the GNWT's operations by bringing a systematic, disciplined approach to evaluate and improve the effectiveness of risk management, internal controls and governance processes.

The Reporting, Treasury and Risk Management division is responsible for the development of corporate accounting procedures and policies, administration and integrity of the government's financial information systems, accounts receivable and accounts payable functions, making territorial power subsidy payments, management of the environmental liability fund, external financial reporting, and providing collections and credit granting functions. The division is also responsible for treasury functions including licensing and regulating insurance companies, agents, brokers and adjusters operating in the NWT, administering legislated tax programs, administering the GNWTs' insurance and self insurance programs, and the GNWT Heritage Fund.

Finance

Office of the Comptroller General

Operations Expenditure Summary

(thousands of dollars)

	2019-2020 Main Estimates	2018-2019 Revised Estimates	2018-2019 Main Estimates	2017-2018 Actuals
Program Detail				
Comptroller General	272	272	269	303
Enterprise Resource Planning Systems	6,397	8,417	8,409	13,102
Financial and Employee Shared Services				
Corporate and Administration Costs	15,713	15,713	15,694	14,340
Employee Dental	5,141	4,841	4,841	5,183
Medical Travel Assistance	8,788	7,088	7,088	9,287
Internal Audit Bureau	1,142	1,226	1,213	1,212
Reporting, Treasury and Risk Management				
Banking Fees	640	640	640	687
Corporate and Administration Costs	4,241	4,157	4,141	4,106
Environmental Liabilities	2,000	2,000	2,000	367
Insurance Premiums	2,205	2,205	2,205	2,291
Interest - Deh Cho Bridge	9,076	9,026	9,026	9,604
Short-term Interest	2,141	2,341	2,341	2,387
Tax Commissions	24	24	24	114
Territorial Power Subsidy Program	7,153	7,153	7,153	6,956
	64,933	65,103	65,044	69,939
Expenditure Category				
Compensation and Benefits	36,507	34,542	34,483	35,744
Grants, Contributions and Transfers	7,153	7,153	7,153	6,956
Amortization	769	2,856	2,856	2,705
Chargebacks	271	271	271	271
Computer Hardware and Software	2,264	2,197	2,197	2,424
Contract Services	2,637	2,602	2,602	5,649
Controllable Assets	33	33	33	140
Fees and Payments	77	77	77	217
Interest	11,217	11,367	11,367	11,991
Materials and Supplies	432	432	432	162
Purchased Services	3,116	3,116	3,116	3,354
Travel	457	457	457	278
Valuation Allowances	-	-	-	48
	64,933	65,103	65,044	69,939

Finance

Office of the Comptroller General

Grants, Contributions and Transfers

(thousands of dollars)

	2019-2020 Main Estimates	2018-2019 Revised Estimates	2018-2019 Main Estimates	2017-2018 Actuals
Contributions				
Power Subsidy Program	7,153	7,153	7,153	6,956

Descriptions of Contributions

Power Subsidy Program (7,153) - Subsidy program for residential electricity consumers outside of Yellowknife.

Finance

Office of the Comptroller General

Active Positions (Information Item)

	2019-2020				2018-2019			
	Full Time	Part Time	Seasonal	Total	Full Time	Part Time	Seasonal	Total
Regional Allocation								
Headquarters	125	-	-	125	125	-	-	125
North Slave	-	-	-	-	-	-	-	-
Tłıchǫ	2	-	-	2	2	-	-	2
South Slave	23	-	-	23	23	-	-	23
Dehcho	10	-	-	10	10	-	-	10
Sahtu	6	-	-	6	6	-	-	6
Beaufort Delta	23	-	-	23	23	-	-	23
	189	-	-	189	189	-	-	189
Community Allocation								
Headquarters	125	-	-	125	125	-	-	125
Regional Offices	62	-	-	62	62	-	-	62
Other	2	-	-	2	2	-	-	2
	189	-	-	189	189	-	-	189

Full Time and Part Time positions may be indeterminate positions with no end date of employment or for a fixed term. Regional Offices include positions located in Yellowknife Regional Offices (North Slave), Fort Smith, Hay River, Fort Simpson, Norman Wells and Inuvik.

Finance

Liquor and Cannabis Revolving Fund

(Information Item)

The Liquor and Cannabis Revolving Fund established under the *Liquor Act* and in conjunction with the *Cannabis Products Act*, provides working capital to finance the operations of the Liquor and Cannabis Commission (Commission), the Liquor Licensing Board (Board) and Liquor Licensing and Enforcement. Revenues are generated by the sale of alcoholic beverages and cannabis products. The Commission is responsible for the purchase, classification, distribution and sale of all alcoholic beverages and cannabis products in the NWT. The Board is responsible for the issuance of all types of liquor permits, and for all hearings and proceedings pertaining to liquor permits. Liquor Licensing and Enforcement provides support to the Board, and is responsible for the enforcement of liquor-related regulations and restrictions, and assists communities in respect of matters arising under the *Liquor Act*. The Commission, Board and Liquor Licensing and Enforcement are located in Hay River. The accounting and management of the Liquor and Cannabis Revolving Fund is administered by the Commission; however, there are separate audited financial statements for the Commission and the Board. The financial statements are audited on an annual basis by an independent external auditor.

	(thousands of dollars)			
	2019-2020 Main Estimates	2018-2019 Revised Estimates	2018-2019 Main Estimates	2017-2018 Actuals
Authorized Fund Limit	12,000	12,000	6,500	6,500
OPERATING RESULTS				
Income				
Liquor and Cannabis Sales	65,770	58,189	53,260	53,504
Less: Cost of goods sold	27,193	22,500	19,319	19,436
Gross profit from sale of liquor and cannabis	<u>38,577</u>	<u>35,689</u>	<u>33,941</u>	<u>34,068</u>
Liquor Licensing fees	62	62	62	70
Other income	9	9	9	20
	<u>38,648</u>	<u>35,760</u>	<u>34,012</u>	<u>34,158</u>
Liquor and Cannabis Commission Expenses				
Agency Commissions	8,688	7,286	6,551	6,477
Compensation and Benefits	960	944	944	988
Administration and Maintenance Costs	1,415	1,153	965	954
Liquor Licensing Board and Enforcement Expenses				
Compensation and Benefits	383	469	469	462
Administration Costs	293	300	300	241
	<u>11,739</u>	<u>10,152</u>	<u>9,229</u>	<u>9,122</u>
Net Revenue	26,909	25,608	24,783	25,036
Transfer to Consolidated Revenue Fund, GNWT	(26,909)	(25,608)	(24,783)	(25,326)
Accumulated Surplus, beginning of year	<u>5,622</u>	<u>5,622</u>	<u>5,912</u>	<u>5,912</u>
Accumulated Surplus, end of year	<u>5,622</u>	<u>5,622</u>	<u>5,912</u>	<u>5,622</u>

Finance

Liquor and Cannabis Revolving Fund

Active Positions (Information Item)

	2019-2020				2018-2019			
	Full Time	Part Time	Seasonal	Total	Full Time	Part Time	Seasonal	Total
Regional Allocation								
Headquarters	-	-	-	-	-	-	-	-
North Slave	-	-	-	-	-	-	-	-
Tłıchǫ	-	-	-	-	-	-	-	-
South Slave	14	-	-	14	14	-	-	14
Dehcho	-	-	-	-	-	-	-	-
Sahtu	-	-	-	-	-	-	-	-
Beaufort Delta	-	-	-	-	-	-	-	-
	14	-	-	14	14	-	-	14
Community Allocation								
Headquarters	-	-	-	-	-	-	-	-
Regional Offices	14	-	-	14	14	-	-	14
Other	-	-	-	-	-	-	-	-
	14	-	-	14	14	-	-	14

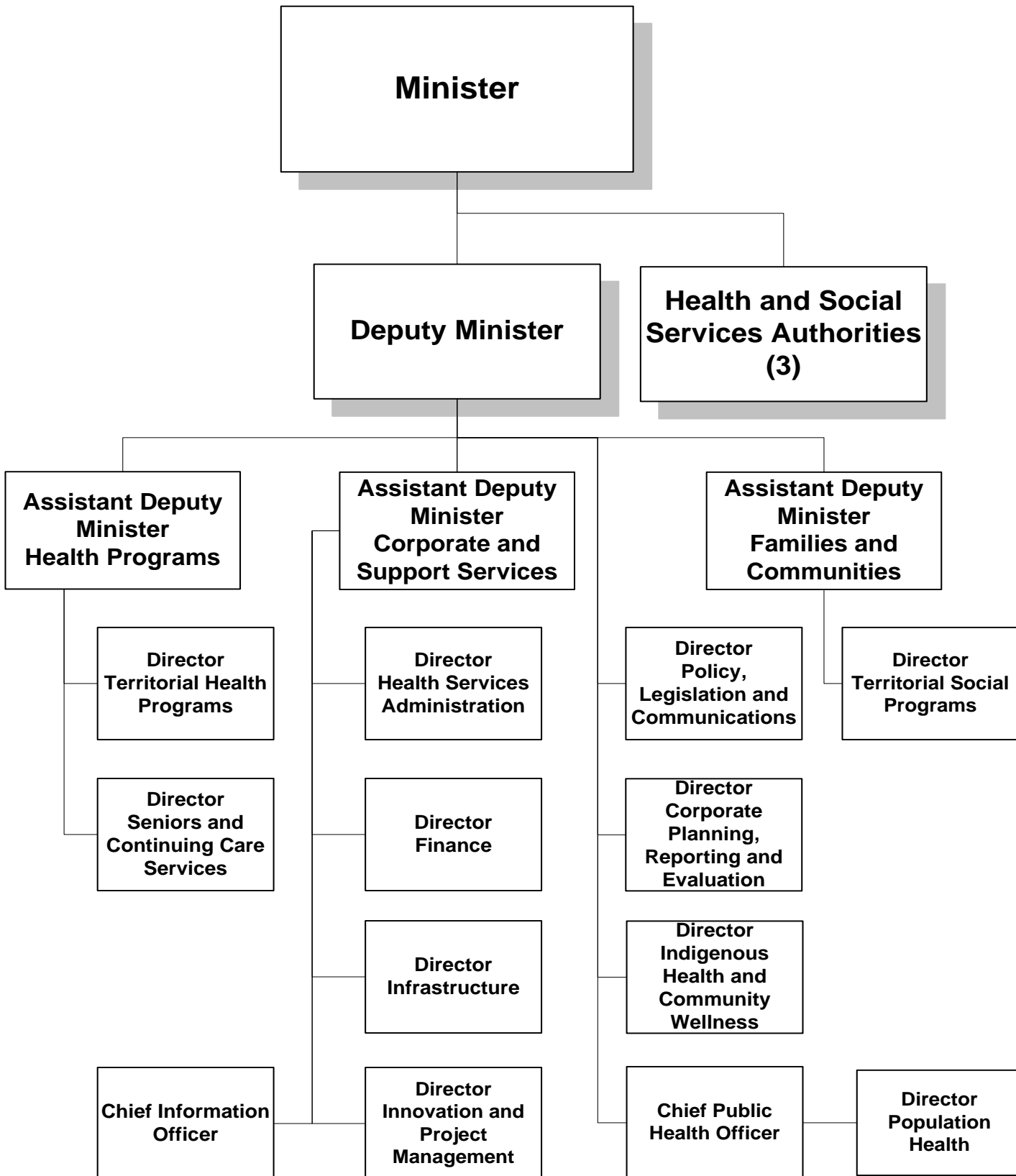
Full Time and Part Time positions may be indeterminate positions with no end date of employment or for a fixed term. Regional Offices include positions located in Yellowknife Regional Offices (North Slave), Fort Smith, Hay River, Fort Simpson, Norman Wells and Inuvik.

This page intentionally left blank

Health and Social Services

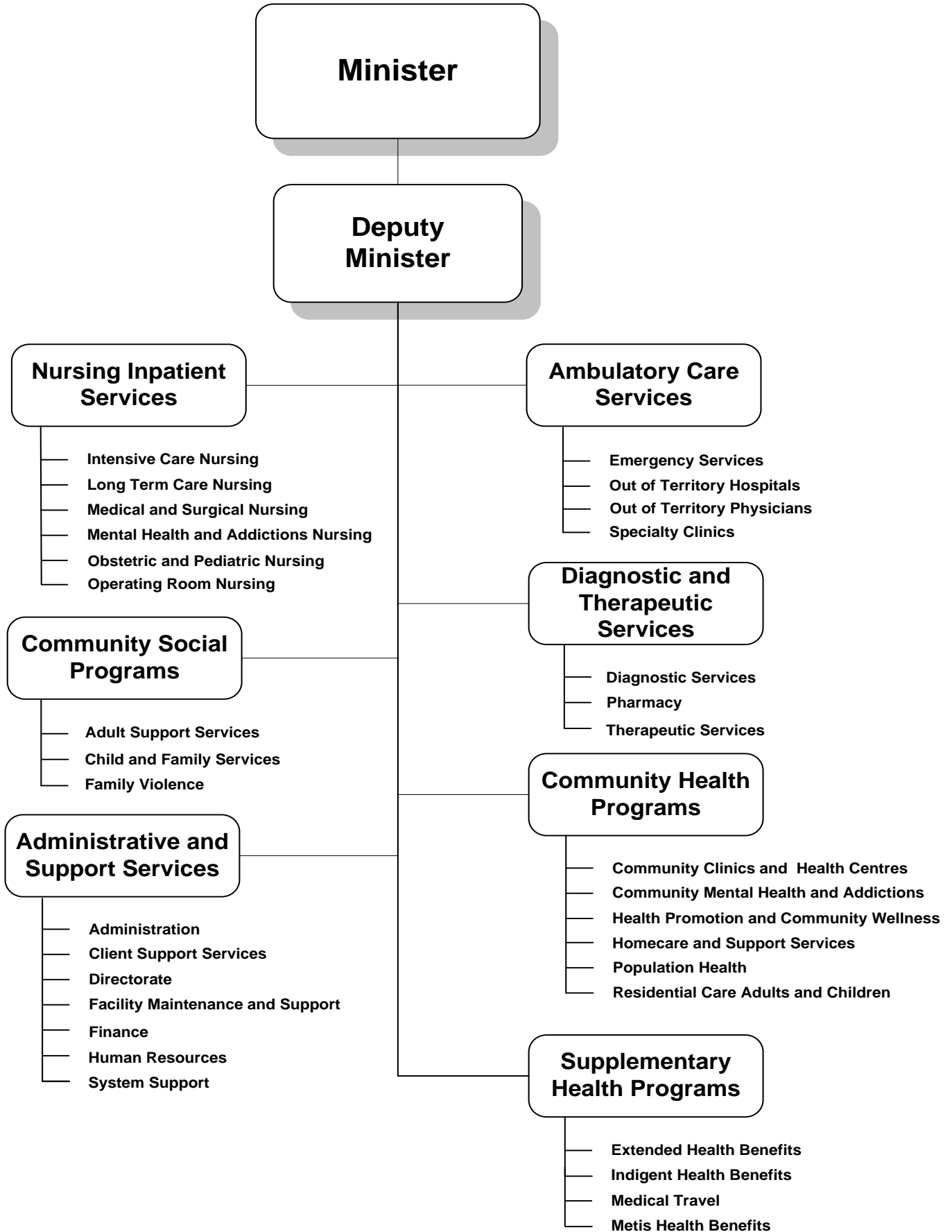
Health and Social Services

Organizational Chart



Health and Social Services

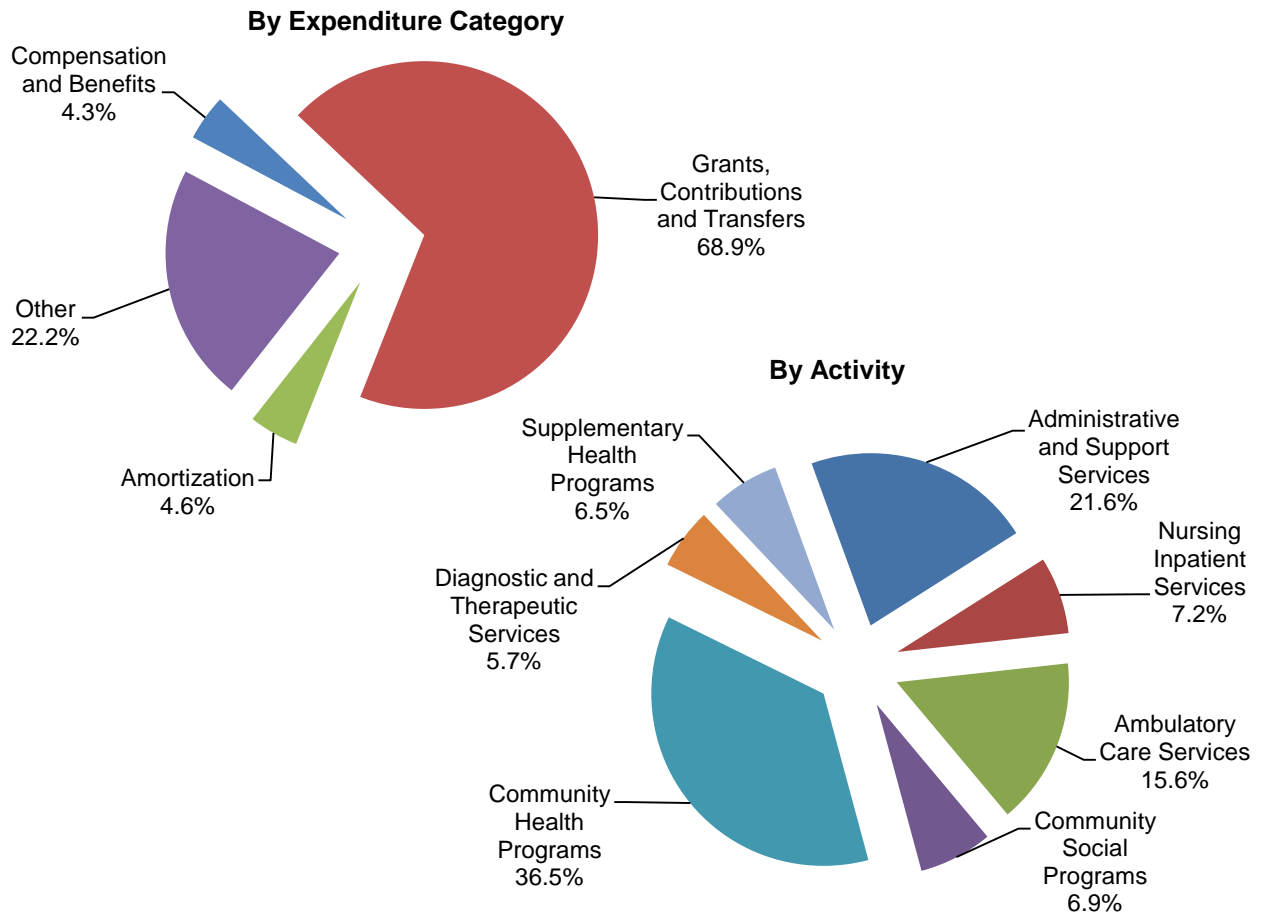
Accounting Structure Chart



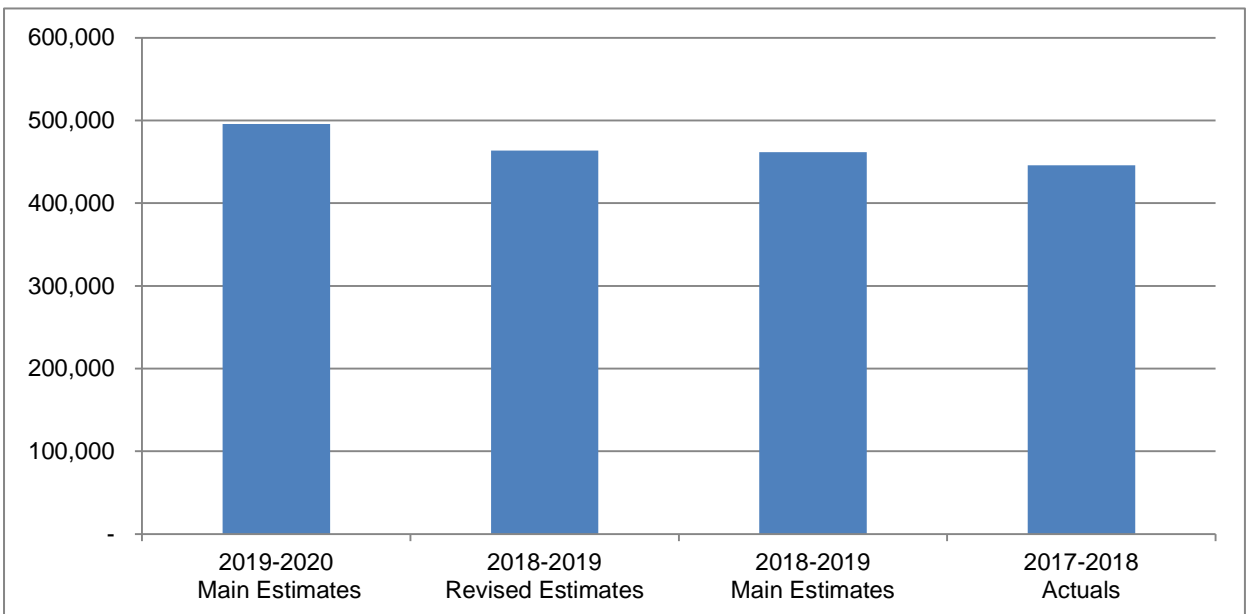
Health and Social and Services

Graphs

Operations Expenditures



Operations Expenditures Comparison (thousands of dollars)



Health and Social Services

The Department of Health and Social Services' mandate is to promote, protect and provide for the health and well-being of the people of the Northwest Territories.

(thousands of dollars)

	2019-2020 Main Estimates	2018-2019 Revised Estimates	2018-2019 Main Estimates	2017-2018 Actuals
Activity				
Administrative and Support Services	106,958	87,349	87,116	80,326
Ambulatory Care Services	77,575	76,118	75,661	78,897
Community Health Programs	180,818	178,838	177,318	165,153
Community Social Programs	34,325	28,765	28,765	26,682
Diagnostic and Therapeutic Services	28,280	26,202	26,202	24,767
Nursing Inpatient Services	35,900	34,108	34,108	34,148
Supplementary Health Programs	32,078	32,393	32,393	35,669
	495,934	463,773	461,563	445,642
Expenditure Category				
Compensation and Benefits	21,206	20,433	20,367	22,663
Grants, Contributions and Transfers	341,931	330,782	329,443	314,874
Amortization	22,903	14,500	14,500	13,632
Chargebacks	4,353	4,242	4,242	4,499
Computer Hardware and Software	110	86	86	216
Contract Services	33,987	24,513	23,718	15,092
Controllable Assets	1,302	1,302	1,302	1,377
Fees and Payments	67,614	65,633	65,623	71,407
Interest	16	16	16	18
Loss on Sale of Assets	-	-	-	79
Materials and Supplies	846	736	736	473
Purchased Services	847	904	904	548
Travel	819	626	626	764
	495,934	463,773	461,563	445,642
Total Revenues	48,945	48,034	47,239	50,242
Total Active Positions	169		169	
Infrastructure Investment	62,578	93,995	44,087	110,501

Health and Social Services

Revenue Summary

(Information Item)

(thousands of dollars)

	2019-2020 Main Estimates	2018-2019 Revised Estimates	2018-2019 Main Estimates	2017-2018 Actuals
Transfer Payments				
Hospital Care - Status Indians and Inuit	24,167	23,693	23,693	23,242
Medical Care - Status Indians and Inuit	8,315	8,152	8,152	7,978
Cannabis Funding Requirements	863	795	-	-
Home and Community Care and Mental Health and Addictions Services Bilateral Funding Agreement	1,320	1,040	1,040	368
Capital Transfers	-	-	-	1,505
	34,665	33,680	32,885	33,093
General				
<i>Regulatory Revenue</i>				
Professional Licenses Fees	200	200	200	196
Vital Statistics Fees	130	130	130	116
Environmental Health Fees	35	35	35	25
<i>Program</i>				
Reciprocal Billing - Hospital Services	11,000	11,000	11,000	12,555
Reciprocal Billing - Physician Services	1,900	1,900	1,900	1,789
Special Allowances	800	800	800	753
Subrogated Claims and Other Recoveries	200	200	200	92
NWT Housing Corporation - Woodland Manor	15	15	15	15
<i>Interest</i>	-	-	-	42
<i>Grant in Kind</i>				
Rockhill Apartments (lease to YWCA)	-	74	74	443
<i>Recovery of Prior Year Expenses</i>	-	-	-	1,123
	14,280	14,354	14,354	17,149
	48,945	48,034	47,239	50,242

Health and Social Services

Active Position Summary

(Information Item)

Activity	2019-2020				2018-2019			
	Full Time	Part Time	Seasonal	Total	Full Time	Part Time	Seasonal	Total
Administrative and Support Services	96	4	-	100	98	5	-	103
Ambulatory Care Services	-	-	-	-	-	-	-	-
Community Health Programs	54	2	-	56	54	2	-	56
Community Social Programs	13	-	-	13	10	-	-	10
Diagnostic and Therapeutic Services	-	-	-	-	-	-	-	-
Nursing Inpatient Services	-	-	-	-	-	-	-	-
Supplementary Health Programs	-	-	-	-	-	-	-	-
	163	6	-	169	162	7	-	169
Regional Allocation								
Headquarters	143	6	-	149	142	7	-	149
North Slave	-	-	-	-	-	-	-	-
Tłıchǫ	-	-	-	-	-	-	-	-
South Slave	2	-	-	2	2	-	-	2
Dehcho	1	-	-	1	1	-	-	1
Sahtu	1	-	-	1	1	-	-	1
Beaufort Delta	16	-	-	16	16	-	-	16
	163	6	-	169	162	7	-	169
Community Allocation								
Headquarters	143	6	-	149	142	7	-	149
Regional Offices	20	-	-	20	20	-	-	20
Other	-	-	-	-	-	-	-	-
	163	6	-	169	162	7	-	169

Full Time and Part Time positions may be indeterminate positions with no end date of employment or for a fixed term. Regional Offices include positions located in Yellowknife Regional Offices (North Slave), Fort Smith, Hay River, Fort Simpson, Norman Wells and Inuvik.

Health and Social Services

Administrative and Support Services

Activity Description

Under the authority of the Minister, the Directorate provides strategic leadership to the Department and the Health and Social Services Authorities. This includes responsibility for the overall establishment of strategic direction and co-ordination of reform initiatives aimed at ensuring the long-term sustainability of the health and social services system. The Directorate is also responsible for co-ordination of broad system planning and providing innovative leadership.

Administration activities include planning, organizing, directing and controlling the delivery of health and social programs and services in accordance with government policy and legislation with focus on quality improvement, risk management, privacy protection, infection control and communications.

Finance provides financial planning and management services for the health and social services system. Services include financial planning, analysis and reporting, implementation and monitoring of internal controls, accounting and audit functions, and the administration of agreements.

Human Resources include system human resource planning and promotion of health and social services careers. Personnel services are provided to the health and social services system by the Department of Finance with the exception of the Hay River Health and Social Services Authority which administers its own personnel services.

System Support provides enterprise-wide health and social services strategic planning, leadership, information management and project support for enterprise solutions that are critical to health and social services delivery in the NWT.

Facility Maintenance and Support units within hospitals across the health and social services system provide general servicing, repair and maintenance of the grounds, buildings, and equipment of the health and social services facilities. Units also provide operational support services such as housekeeping, security, laundry and linen services, material management, bio-medical engineering, and the coordination of volunteer services.

Client Support Services include the Health Services Administration office in Inuvik that registers clients for vital statistics and health care eligibility and is responsible for the administration of Health Benefit Programs. Also included in Client Support Services are those units in health facilities that co-ordinate admission and discharge of patients, maintain health records, and administer official languages and interpretation programs.

□

Health and Social Services
Administrative and Support Services
Operations Expenditure Summary

(thousands of dollars)

	2019-2020 Main Estimates	2018-2019 Revised Estimates	2018-2019 Main Estimates	2017-2018 Actuals
Program Detail				
Administration	13,198	13,378	13,378	14,279
Client Support Services	6,211	6,197	6,197	6,494
Directorate	6,433	6,402	6,402	7,416
Facility Maintenance and Support	51,064	31,981	31,981	24,919
Finance	5,448	5,563	5,563	5,685
Human Resources	5,878	6,016	5,783	5,084
System Support	18,726	17,812	17,812	16,449
	106,958	87,349	87,116	80,326
Expenditure Category				
Compensation and Benefits	12,711	13,091	13,025	15,562
Grants, Contributions and Transfers	49,391	48,803	48,636	44,197
Amortization	18,496	10,773	10,773	10,164
Chargebacks	4,353	4,242	4,242	4,497
Computer Hardware and Software	50	50	50	192
Contract Services	19,426	7,859	7,859	1,878
Controllable Assets	1,302	1,302	1,302	1,334
Fees and Payments	222	222	222	1,393
Loss on Sale of Assets	-	-	-	79
Materials and Supplies	366	366	366	367
Purchased Services	352	352	352	372
Travel	289	289	289	291
	106,958	87,349	87,116	80,326

Health and Social Services
Administrative and Support Services
Grants, Contributions and Transfers

(thousands of dollars)

	2019-2020 Main Estimates	2018-2019 Revised Estimates	2018-2019 Main Estimates	2017-2018 Actuals
Contributions				
AVENS - Executive Search Process	-	-	-	23
French Language Services	856	856	856	625
Hay River Metis Government Council	-	-	-	25
Health and Social Services Authorities Funding	48,500	47,912	47,745	43,485
Tłı̨chǫ Cultural Co-ordinator	35	35	35	39
Total Contributions	49,391	48,803	48,636	44,197

Descriptions of Contributions

AVENS - Executive Search Process - Funding provided to AVENS – A Community for Seniors to support hiring a new CEO.

French Language Services (856) - Funding to deliver French language communications and services throughout the Health and Social Services system.

Hay River Metis Government Council - Funding to complete a feasibility study for a combined long term care and seniors housing campus.

Health and Social Services Authority Funding (48,500) - Funding to Health and Social Services Authorities for administration and support services.

Tłı̨chǫ Cultural Coordinator (35) - The Tłı̨chǫ Government, Government of Canada and the GNWT each agreed to fund one third of the costs of a position. The GNWT's portion of funding for the Cultural Coordinator is to be split equally between the Department of Health and Social Services and the Department of Education, Culture and Employment.

Health and Social Services

Administrative and Support Services

Active Positions (Information Item)

	2019-2020				2018-2019			
	Full Time	Part Time	Seasonal	Total	Full Time	Part Time	Seasonal	Total
Regional Allocation								
Headquarters	82	4	-	86	84	5	-	89
North Slave	-	-	-	-	-	-	-	-
Tłıchǫ	-	-	-	-	-	-	-	-
South Slave	-	-	-	-	-	-	-	-
Dehcho	-	-	-	-	-	-	-	-
Sahtu	-	-	-	-	-	-	-	-
Beaufort Delta	14	-	-	14	14	-	-	14
	96	4	-	100	98	5	-	103
Community Allocation								
Headquarters	82	4	-	86	84	5	-	89
Regional Offices	14	-	-	14	14	-	-	14
Other	-	-	-	-	-	-	-	-
	96	4	-	100	98	5	-	103

Full Time and Part Time positions may be indeterminate positions with no end date of employment or for a fixed term. Regional Offices include positions located in Yellowknife Regional Offices (North Slave), Fort Smith, Hay River, Fort Simpson, Norman Wells and Inuvik.

Health and Social Services

Ambulatory Care Services

Activity Description

Emergency Services refer to the assessment, diagnostic and treatment services for individuals with conditions requiring prompt medical attention.

Specialty Clinics refer to all clinics where diagnostic, consultative, and treatment services are provided, typically as the result of a referral from a primary care practitioner. Specialist services include Internal Medicine, General Surgery, Pediatrics, Obstetrics/Gynecology, Orthopedics, Urology, Orthopedic Back, Pediatrics Cardiology, Pediatrics Orthopedics, Oncology, Ophthalmology, Gynecology Oncology, Nephrology, Otolaryngology (ENT), Rheumatology, and Neurology provided by both resident and locum physicians.

Out of Territory Hospitals refers to insured hospital services provided to Northwest Territories' residents outside the NWT.

Out of Territory Physicians refers to insured physician services provided to Northwest Territories' residents outside the NWT.

Health and Social Services

Ambulatory Care Services

Operations Expenditure Summary

(thousands of dollars)

	2019-2020 Main Estimates	2018-2019 Revised Estimates	2018-2019 Main Estimates	2017-2018 Actuals
Program Detail				
Emergency Services	5,776	5,183	5,183	5,125
Out of Territories Hospitals	29,278	29,278	29,278	30,145
Out of Territory Physicians	6,719	6,719	6,719	6,979
Specialty Clinics	35,802	34,938	34,481	36,648
	77,575	76,118	75,661	78,897
Expenditure Category				
Grants, Contributions and Transfers	28,323	26,866	26,409	27,115
Fees and Payments	49,252	49,252	49,252	51,782
	77,575	76,118	75,661	78,897

Health and Social Services
Ambulatory Care Services
Grants, Contributions and Transfers

(thousands of dollars)

	2019-2020 Main Estimates	2018-2019 Revised Estimates	2018-2019 Main Estimates	2017-2018 Actuals
Contributions				
Health and Social Services Authority Funding	28,323	26,866	26,409	27,115

Descriptions of Contributions

Health and Social Services Authority Funding (28,323) - Funding to Health and Social Services Authorities for the provision of ambulatory care services.

Health and Social Services

Community Health Programs

Activity Description

Community Clinics and Health Centres provide primary care services, which are considered the first level of contact for individuals, families, and communities within the health system. These services are provided through health centers, community clinics and public health clinics.

Home Care and Support Services provide nursing care and support to eligible northern residents for acute, chronic or palliative care needs, including personal care, nutrition and respite services.

Health Promotion and Community Wellness units work directly with community groups and Indigenous governments to address key community specific priorities such as injury prevention, cancer, tobacco reduction and health promotion. Early Childhood Development and Anti-Poverty initiatives are also included here.

Population Health services are aimed at broad population health through the co-ordination and ongoing management of health and wellness surveillance activities for the NWT. This includes the development of program standards, monitoring and evaluation in the areas of public health and community wellness, environmental public health, communicable disease control, epidemiology/surveillance and public health registries. The *Public Health Act* and regulations set out legislated requirements for the health and social services system.

As legislated by the *Mental Health Act* and through the establishment of program standards and monitoring, support is provided to front line staff, supervisors and managers in the delivery of Community Mental Health and Addictions programming. Programs in this area include those aimed at addressing alcohol and drug addictions, including programs delivered through partnerships such as land-based programming and residential treatment facilities.

Residential Care programs for Adults and Children provide supportive living arrangements in a residential/group home setting for extended periods of time to meet physical, emotional, spiritual, and psychosocial needs. This includes long term care facilities, group homes for adults, and residential care both inside and outside the NWT.

Health and Social Services
Community Health Programs
Operations Expenditure Summary

(thousands of dollars)

	2019-2020 Main Estimates	2018-2019 Revised Estimates	2018-2019 Main Estimates	2017-2018 Actuals
Program Detail				
Community Clinics and Health Centres	70,046	69,067	68,342	67,929
Community Mental Health and Addictions	18,163	17,085	17,085	16,188
Health Promotion and Community Wellness	10,066	10,063	10,063	9,691
Home Care and Support Services	9,833	11,176	11,176	9,482
Population Health	4,481	4,130	3,335	2,707
Residential Care Adults and Children	68,229	67,317	67,317	59,156
	180,818	178,838	177,318	165,153
Expenditure Category				
Compensation and Benefits	6,987	6,173	6,173	5,821
Grants, Contributions and Transfers	153,555	150,869	150,154	141,012
Amortization	4,407	3,727	3,727	3,468
Chargebacks	-	-	-	2
Computer Hardware and Software	51	36	36	22
Contract Services	12,842	14,971	14,176	11,517
Controllable Assets	-	-	-	43
Fees and Payments	1,810	1,898	1,888	2,572
Interest	16	16	16	18
Materials and Supplies	455	360	360	102
Purchased Services	417	474	474	141
Travel	278	314	314	435
	180,818	178,838	177,318	165,153

Health and Social Services
Community Health Programs
Grants, Contributions and Transfers

(thousands of dollars)

	2019-2020 Main Estimates	2018-2019 Revised Estimates	2018-2019 Main Estimates	2017-2018 Actuals
Grants				
Medical Professional Development	40	40	40	40
Rockhill Apartments	-	74	74	443
	40	114	114	483
Contributions				
Alzheimer Society of Alberta and the NWT	-	-	-	20
Anti-Poverty Fund and Day Shelter	1,150	1,150	1,150	1,106
Community Wellness Initiatives Fund	1,014	1,014	1,014	820
Disabilities Fund	335	335	335	342
Early Childhood Development Action Plan	277	277	277	259
Early Childhood Development Breastfeeding Fund	65	65	65	115
Healthy Family Program	292	292	292	452
Health and Social Services Authorities Funding	147,877	145,642	144,927	135,543
Mental Health and Addictions	250	450	450	319
On the Land Healing Fund	1,825	1,100	1,100	1,039
Respite Fund	225	225	225	229
Seniors Fund	205	205	205	205
Strategic Cancer Initiatives	-	-	-	80
	153,515	150,755	150,040	140,529
Total Grants and Contributions	153,555	150,869	150,154	141,012

Descriptions of Grants and Contributions

Medical Professional Development (40) - Grant to the NWT Medical Association for professional development of eligible individual NWT physicians.

Rockhill Apartments - Funding for the subsidized lease with the Young Women's Christian Association of Yellowknife for the Rockhill Apartments in Yellowknife.

Alzheimer Society of Alberta and the NWT - Funding to the Alzheimer Society of Alberta and Northwest Territories to support the Community Dementia Ambassador Pilot Program, and ensure access to information and support is available to those living with, or caring for someone with dementia.

Anti-Poverty Fund and Day Shelter Contributions (1,150) - Funding to support eligible applicants for anti-poverty initiatives that demonstrate tangible action towards the reduction of poverty in the NWT; and to support day shelter programs in Yellowknife and Inuvik.

Health and Social Services

Community Health Programs

Grants, Contributions and Transfers

Community Wellness Initiatives Fund (1,014) - Funding to support eligible applicants whose initiatives aim to maximize the impact of community wellness initiatives and activities that support individuals, families, and communities in the NWT.

Disabilities Fund (335) - Funding to support organizations that provide increased independence and reduce barriers for residents living with disabilities within the NWT.

Early Childhood Development Action Plan (277) - Funding to support initiatives in the Early Childhood Development Action Plan.

Early Childhood Development Breastfeeding Fund (65) - Funding to support eligible applicants in breastfeeding promotion, education and supports in the NWT.

Healthy Family Program (292) - Funding to support the Tłıchq Government in promoting nurturing parent-child relationships.

Health and Social Services Authorities Funding (147,877) - Funding to Health and Social Services Authorities for community health programs.

Mental Health and Addictions (250) - Funding to support organizations in the delivery of mental health and addictions programming.

On the Land Healing Fund (1,825) - Funding to support regional and community Indigenous governments to provide On the Land Healing Programs for residents trying to overcome mental health and addictions issues.

Respite Fund (225) - Funding to support organizations that provide community based respite services to caregivers of residents living with disabilities within the NWT.

Seniors Fund (205) - Funding to support the NWT Seniors' Society activities to promote the independence and wellbeing of seniors and elders in the NWT.

Strategic Cancer Initiatives - Funding to the NWT Breast Health/Breast Cancer Action Group for a project that evaluates the use of cancer survivor care plans and enhanced community supports in improving wellness and quality of life for cancer survivors in the NWT.

Health and Social Services

Community Health Programs

Active Positions (Information Item)

	2019-2020				2018-2019			
	Full Time	Part Time	Seasonal	Total	Full Time	Part Time	Seasonal	Total
Regional Allocation								
Headquarters	48	2	-	50	48	2	-	50
North Slave	-	-	-	-	-	-	-	-
Tłıchǫ	-	-	-	-	-	-	-	-
South Slave	2	-	-	2	2	-	-	2
Dehcho	1	-	-	1	1	-	-	1
Sahtu	1	-	-	1	1	-	-	1
Beaufort Delta	2	-	-	2	2	-	-	2
	54	2	-	56	54	2	-	56
Community Allocation								
Headquarters	48	2	-	50	48	2	-	50
Regional Offices	6	-	-	6	6	-	-	6
Other	-	-	-	-	-	-	-	-
	54	2	-	56	54	2	-	56

Full Time and Part Time positions may be indeterminate positions with no end date of employment or for a fixed term. Regional Offices include positions located in Yellowknife Regional Offices (North Slave), Fort Smith, Hay River, Fort Simpson, Norman Wells and Inuvik.

Health and Social Services

Community Social Programs

Activity Description

Child and Family Services programs serve to protect and support children in the NWT and encourage strong, healthy families. Activities include setting standards, monitoring performance, and providing support to front line child protection workers, supervisors, and managers. Also included is foster care, specialized treatment services while in the family home, adoptions, and custom adoptions. Services are governed by the *Child and Family Services Act*, *the Adoption Act*, and *the Aboriginal Custom Adoption Recognition Act*.

Adult Support Services include programs such as day shelters, transitional housing, life and career development skills for adults and the Office of the Public Guardian which is governed by the *Public Guardianship and Trusteeship Act*.

Family Violence programs offer prevention, protection, assistance and shelter services to families that have been impacted by domestic abuse and/or violence.

Health and Social Services

Community Social Programs

Operations Expenditure Summary

(thousands of dollars)

	2019-2020 Main Estimates	2018-2019 Revised Estimates	2018-2019 Main Estimates	2017-2018 Actuals
Program Detail				
Adult Support Services	1,291	1,291	1,291	1,350
Child and Family Services	28,898	23,841	23,841	21,764
Family Violence	4,136	3,633	3,633	3,568
	34,325	28,765	28,765	26,682
Expenditure Category				
Compensation and Benefits	1,508	1,169	1,169	1,280
Grants, Contributions and Transfers	31,834	26,902	26,902	24,471
Computer Hardware and Software	9	-	-	2
Contract Services	611	575	575	821
Fees and Payments	8	8	8	31
Materials and Supplies	25	10	10	4
Purchased Services	78	78	78	35
Travel	252	23	23	38
	34,325	28,765	28,765	26,682

Health and Social Services
Community Social Programs
Grants, Contributions and Transfers

(thousands of dollars)

	2019-2020 Main Estimates	2018-2019 Revised Estimates	2018-2019 Main Estimates	2017-2018 Actuals
Contributions				
Child and Family Services	128	128	128	217
Family Violence	395	395	395	352
Health and Social Services Authority Funding	31,311	26,379	26,379	23,902
Total Contributions	31,834	26,902	26,902	24,471

Descriptions of Contributions

Child and Family Services (128) - Funding to support organizations in the delivery of programs and services that protect and support families in the NWT.

Family Violence (395) - Funding to support organizations that offer programs to protect, assist and shelter families affected by violence.

Health and Social Services Authority Funding (31,311) - funding to Health and Social Services Authorities for community social programs.

Health and Social Services

Community Social Programs

Active Positions (Information Item)

	2019-2020				2018-2019			
	Full Time	Part Time	Seasonal	Total	Full Time	Part Time	Seasonal	Total
Regional Allocation								
Headquarters	13	-	-	13	10	-	-	10
North Slave	-	-	-	-	-	-	-	-
Tłıchǫ	-	-	-	-	-	-	-	-
South Slave	-	-	-	-	-	-	-	-
Dehcho	-	-	-	-	-	-	-	-
Sahtu	-	-	-	-	-	-	-	-
Beaufort Delta	-	-	-	-	-	-	-	-
	13	-	-	13	10	-	-	10
Community Allocation								
Headquarters	13	-	-	13	10	-	-	10
Regional Offices	-	-	-	-	-	-	-	-
Other	-	-	-	-	-	-	-	-
	13	-	-	13	10	-	-	10

Full Time and Part Time positions may be indeterminate positions with no end date of employment or for a fixed term. Regional Offices include positions located in Yellowknife Regional Offices (North Slave), Fort Smith, Hay River, Fort Simpson, Norman Wells and Inuvik.

Health and Social Services

Diagnostic and Therapeutic Services

Activity Description

Diagnostic Services support the clinical investigation and management of patient care. These include clinical laboratory, diagnostic imaging, and respiratory care.

Pharmacies store, prepare, and dispense drugs within the hospitals and to the regional centres. Pharmacies are located in the Inuvik Regional Hospital, the Stanton Territorial Hospital, and the Hay River Health and Social Services Centre.

Therapeutic Services include physiotherapy, occupational therapy, audiology, speech language pathology, medical social work, and recreation.

Health and Social Services
Diagnostic and Therapeutic Services
Operations Expenditure Summary

(thousands of dollars)

	2019-2020 Main Estimates	2018-2019 Revised Estimates	2018-2019 Main Estimates	2017-2018 Actuals
Program Detail				
Diagnostic Services	16,858	16,110	16,110	16,182
Pharmacy	2,818	2,364	2,364	2,394
Therapeutic Services	8,604	7,728	7,728	6,191
	28,280	26,202	26,202	24,767
Expenditure Category				
Grants, Contributions and Transfers	27,172	25,094	25,094	23,891
Contract Services	1,108	1,108	1,108	876
	28,280	26,202	26,202	24,767

Health and Social Services
Diagnostic and Therapeutic Services
Grants, Contributions and Transfers

(thousands of dollars)

	2019-2020 Main Estimates	2018-2019 Revised Estimates	2018-2019 Main Estimates	2017-2018 Actuals
Contributions				
Health and Social Services Authority Funding	27,172	25,094	25,094	23,891

Descriptions of Grants and Contributions

Health and Social Services Authority Funding (27,172) - Funding to Health and Social Services Authorities for diagnostic and therapeutic services.

Health and Social Services

Nursing Inpatient Services

Activity Description

Medical and Surgical Nursing refers to nursing units where the beds are designated for medical and surgical care for inpatient adults.

Intensive Care Nursing refers to hospital nursing units where beds are designated for highly specialized nursing care services for seriously ill inpatients.

Operating Room Nursing refers to elective and emergency surgical services for patients.

Obstetric and Pediatric Nursing refers to services for pregnant women, newborns and post-operative care to gynecological surgical patients as well as health services to children and infants.

Mental Health and Addictions Nursing refers to the psychiatric nursing unit at Stanton Territorial Hospital where beds are designated for adults with psychiatric/psychological disorders including addictions and substance abuse issues. Additionally, the unit includes beds for withdrawal management (medical detox).

Long Term Care Nursing refers to the hospital based nursing units where beds are designated for patients whose functional capacities are chronically impaired or at risk of impairment and who may require services for an extended period of time to meet physical, emotional, spiritual and psychological needs. The units provide services to residents of all ages requiring long term residential care, respite care and palliative care.

Health and Social Services

Nursing Inpatient Services

Operations Expenditure Summary

(thousands of dollars)

	2019-2020 Main Estimates	2018-2019 Revised Estimates	2018-2019 Main Estimates	2017-2018 Actuals
Program Detail				
Intensive Care Nursing	1,696	1,593	1,593	1,593
Long Term Care Nursing	5,995	5,766	5,766	5,928
Medical and Surgical Nursing	16,356	15,269	15,269	15,147
Mental Health and Addictions Nursing	1,699	1,699	1,699	1,699
Obstetric and Pediatric Nursing	5,886	5,513	5,513	5,513
Operating Room Nursing	4,268	4,268	4,268	4,268
	35,900	34,108	34,108	34,148
Expenditure Category				
Grants, Contributions and Transfers	35,900	34,108	34,108	34,148

Health and Social Services
Nursing Inpatient Services
Grants, Contributions and Transfers

(thousands of dollars)

	2019-2020 Main Estimates	2018-2019 Revised Estimates	2018-2019 Main Estimates	2017-2018 Actuals
Contributions				
Health and Social Services Authority Funding	35,900	34,108	34,108	34,148

Descriptions of Contributions

Health and Social Services Authority Funding (35,900) - Funding to Health and Social Services Authorities for nursing inpatient services.

Health and Social Services
Supplementary Health Programs

Activity Description

The Department provides Supplementary Health Programs, in accordance with policy, to residents who meet eligibility criteria. Benefits include eligible prescription drugs, appliances, supplies, prostheses, and certain medical travel expenses. Specific benefit programs are Extended Health Benefits, Métis Health Benefits, Medical Travel Benefits, and Indigent Health Benefits.

Health and Social Services
Supplementary Health Programs
Operations Expenditure Summary

(thousands of dollars)

	2019-2020 Main Estimates	2018-2019 Revised Estimates	2018-2019 Main Estimates	2017-2018 Actuals
Program Detail				
Extended Health Benefits	13,082	11,383	11,383	12,806
Indigent Health Benefits	115	115	115	170
Medical Travel	15,756	18,140	18,140	20,040
Metis Health Benefits	3,125	2,755	2,755	2,653
	32,078	32,393	32,393	35,669
Expenditure Category				
Grants, Contributions and Transfers	15,756	18,140	18,140	20,040
Fees and Payments	16,322	14,253	14,253	15,629
	32,078	32,393	32,393	35,669

Health and Social Services
Supplementary Health Programs
Grants, Contributions and Transfers

(thousands of dollars)

	2019-2020 Main Estimates	2018-2019 Revised Estimates	2018-2019 Main Estimates	2017-2018 Actuals
Contributions				
Health and Social Services Authority Funding	15,756	18,140	18,140	20,040

Descriptions of Contributions

Health and Social Services Authority Funding (15,756) - Funding to Health and Social Services Authorities for medical travel.

Health and Social Services

Funding Allocated to Health and Social Services Authorities

(Information Item)

(thousands of dollars)

	2019-2020 Main Estimates	2018-2019 Revised Estimates	2018-2019 Main Estimates	2017-2018 Actuals
Northwest Territories Health and Social Services Authority	286,806	277,484	276,311	261,150
Hay River Health & Social Services Authority	30,718	30,299	30,184	31,221
Tłıchǫ Community Services Agency	17,315	16,358	16,307	15,753
	334,839	324,141	322,802	308,124

Health and Social Services

Active Position Summary

(Information Item)

	2019-2020				2018-2019			
	Full Time	Part Time	Seasonal	Total	Full Time	Part Time	Seasonal	Total
Authority Allocation								
Northwest Territories Health and Social Services Authority	1,165	124	-	1,289	1,087	119	-	1,206
Hay River Health & Social Services Authority	185	41	-	226	184	40	-	224
Tłıchǫ Community Services Agency	114	18	-	132	107	18	-	125
	1,464	183	-	1,647	1,378	177	-	1,555
Regional Allocation								
Headquarters	-	-	-	-	-	-	-	-
North Slave	619	59	-	678	558	54	-	612
Tłıchǫ	114	18	-	132	110	18	-	128
South Slave	295	56	-	351	291	55	-	346
Dehcho	93	15	-	108	91	15	-	106
Sahtu	102	18	-	120	96	18	-	114
Beaufort Delta	241	17	-	258	232	17	-	249
	1,464	183	-	1,647	1,378	177	-	1,555
Community Allocation								
Headquarters	-	-	-	-	-	-	-	-
Regional Offices	1,193	129	-	1,322	1,117	123	-	1,240
Other	271	54	-	325	261	54	-	315
	1,464	183	-	1,647	1,378	177	-	1,555

Full Time and Part Time positions may be indeterminate positions with no end date of employment or for a fixed term. Regional Offices include positions located in Yellowknife Regional Offices (North Slave), Fort Smith, Hay River, Fort Simpson, Norman Wells and Inuvik.

Health and Social Services

Lease Commitments

(Information Item)

(thousands of dollars)

Type of Property	Community	2019-2020	
		Main Estimates	Future Lease Payments
Yellowknife Health and Social Services Authority			
Parking for program vehicles	Yellowknife	32	-
		32	-

The above leases do not include capital leases. In the event a lease is deemed to be a capital lease the associated asset is included in tangible capital assets and amortized over the useful life of the asset; and the lease is recorded as a financial liability.

The Main Estimates and Future Lease Payment amounts represent the Base Rent cost, excluding any operations and maintenance component that is included in the total Lease costs in the agreement.

Health and Social Services
Work Performed on Behalf of Others

(Information Item)

(thousands of dollars)

Items	2019-2020 Main Estimates	2018-2019 Revised Estimates	2018-2019 Main Estimates	2017-2018 Actuals
Canadian Chronic Disease Surveillance System	297	290	290	195
Canadian Congenital Anomalies Surveillance System	85	170	-	-
Canadian Hospital Injury Reporting and Prevention Program	80	80	80	79
Canadian Partnership Against Cancer - Tobacco Cessation Sharing Circle	-	-	-	1
Climate Preparedness in the North	-	50	-	-
First Nations and Inuit Home and Community Care Program	6,109	6,109	5,519	6,315
H. Pylori	-	-	-	45
National Routing System	-	-	-	40
Non-Insured Health Benefits	15,974	15,894	14,473	16,124
Northern Wellness Agreement (formerly Health Portfolio)	9,215	9,215	7,416	10,487
Outbreak Summaries	-	-	-	9
Pan Canadian Public Health Network Council	-	-	-	8
Pan-Northern Administrative Data Development	-	-	-	12
Peer 2 Peer Network	177	177	-	75
Peer 2 Peer Network	-	-	-	117
Tłıchǵ Implementation Agreement Funding	-	77	-	-
Territorial Health Investment Fund - Medical Travel	5,000	5,000	5,000	5,000
Territorial Health Investment Fund - Oral Health and Cultural Competencies	2,100	2,100	2,100	-
Territorial Health Investment Fund - Territorial	-	-	-	3,011
Toll-Free Tobacco Quit Line	-	100	100	72
	39,037	39,262	34,978	41,590

Descriptions of Work Performed on Behalf of Others

Canadian Chronic Disease Surveillance System (297) - Funding from the Public Health Agency of Canada to develop Federal, Provincial and Territorial capacity for standardized chronic disease surveillance using primarily administrative data.

Canadian Congenital Anomalies Surveillance System (85) - Funding from the Public Health Agency of Canada to support the enhancement of provincial and territorial congenital anomalies surveillance systems.

Canadian Hospital Injury Reporting and Prevention Program (80) - Funding from the Public Health Agency of Canada to expand the unintentional injury surveillance in the NWT.

Health and Social Services

Work Performed on Behalf of Others

(Information Item)

Canadian Partnership Against Cancer - Tobacco Cessation Sharing Circle - Funding from the Canadian Partnership Against Cancer to develop a Sharing Circle model for tobacco cessation and relapse prevention for NWT cancer patients and their families.

Climate Preparedness in the North - Funding from the Department of Environment and Natural Resources to support emergency evacuation plans for healthcare facilities in the Northwest Territories.

First Nations and Inuit Home and Community Care Program (6,109) - Funding from Health Canada for essential and supportive service elements for home and community care, and funding for Chronic Disease Management Training for home and community care nurses.

H. Pylori - Funding from the University of Alberta to address community concerns about health risks from H. Pylori infections.

National Routing System - Funding from Statistics Canada to develop and implement the National Routing System (NRS) in the Northwest Territories for the purposes of transmitting relevant vital statistics information to Statistics Canada and the Canada Revenue Agency (CRA).

Non-Insured Health Benefits (15,974) - Funding from Health Canada to provide benefits for First Nation and Inuit residents that are not covered under the Hospital or Medical Care programs.

Northern Wellness Agreement (formerly Health Portfolio) (9,215) - Funding from Health Canada for health and wellness programs in the following areas: Healthy Child Development, Mental Wellness and Healthy Living.

Outbreak Summaries - Funding from the Public Health Agency of Canada to map and upload the Northwest Territories historical outbreak summary data from 2006 to 2016.

Pan Canadian Public Health Network Council - Funding from the Federal/Provincial/Territorial Ministries of Health to fund support staff for the P/T Co-Chair of the Pan-Canadian Public Health Network Council.

Pan-Northern Administrative Data Development - Funding provided by the Public Health Agency of Canada to conduct a feasibility analysis regarding the potential development of a common set of variables that will be collected and become part of a family violence surveillance across Yukon, Northwest Territories and Nunavut.

Pan-Northern Child Welfare Administrative Data Development (177) - Funding provided by the Public Health Agency of Canada to develop and maintain a Pan-Northern minimum data set to inform national surveillance, and enhance territorial policy and program efforts to improve the health and wellbeing of children and families.

Peer 2 Peer Network - Funding from Health Canada Infoway to focus on achieving quality improvements in care by accelerating the advanced clinical use of the Electronic Medical Records program.

Tłıchǵ Agreement Implementation Funding - Under the terms of a 10-year Bilateral Funding Agreement between Crown-Indigenous Relations and Northern Affairs Canada (CIRNAC) and the Government of the Northwest Territories (GNWT), CIRNAC will provide funding to the GNWT to assist with Tłıchǵ implementation activities pursuant to the Tłıchǵ Implementation Plan.

Health and Social Services

Work Performed on Behalf of Others

(Information Item)

Territorial Health Investment Fund - Medical Travel (5,000) - Funding from Health Canada to help offset the costs associated with medical travel.

Territorial Health Investment Fund - Oral Health and Cultural Competencies (2,100) - Funding from Health Canada to further create an integrated oral health program for children, help with prevention and promotion activities that emphasize oral health, and reduce costs to the health system associated with acute dental treatments. Also, the funding is to be used to continue with the commitment to building a culturally respectful health and social services system.

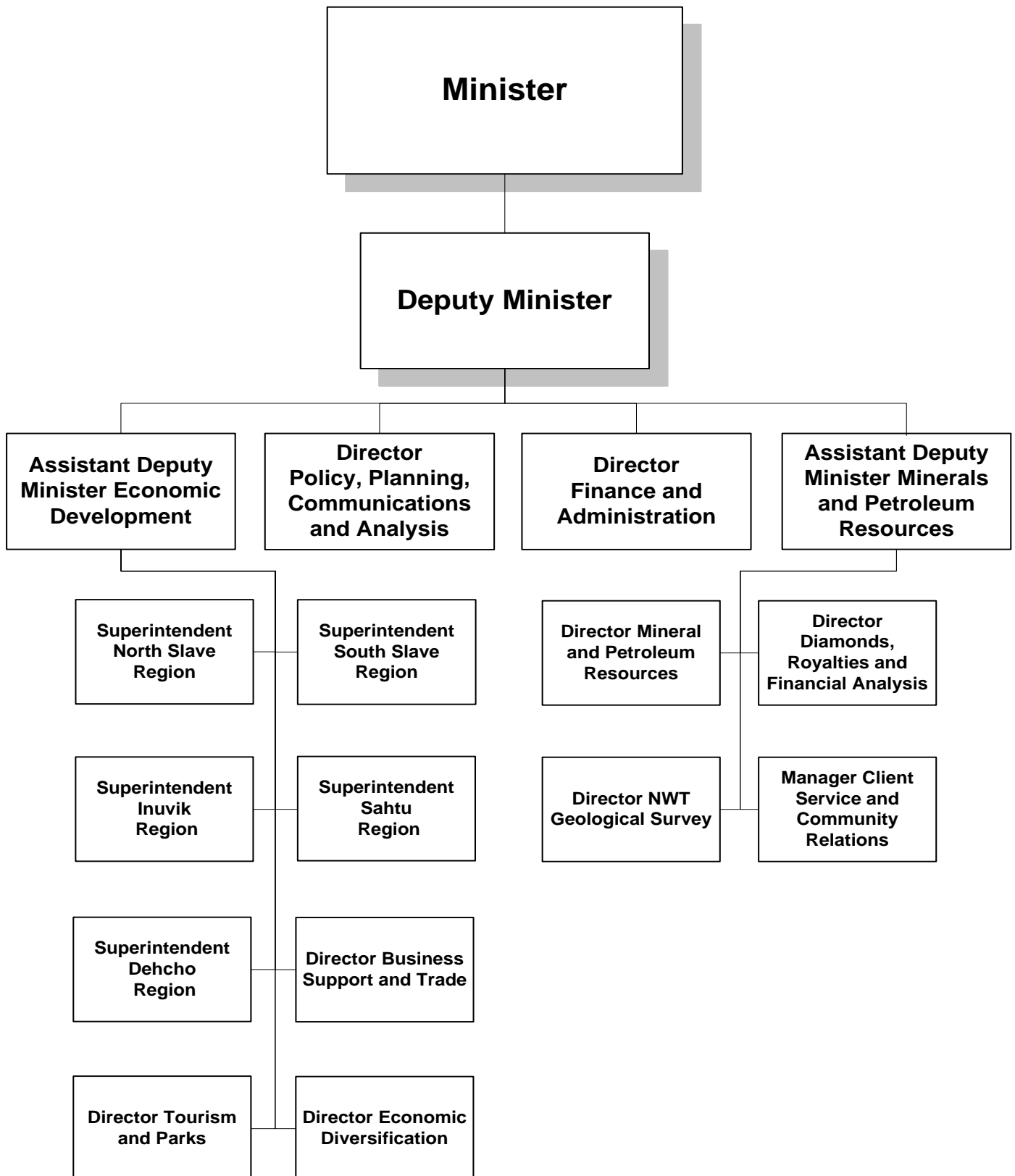
Territorial Health Investment Fund - Territorial - Proposal based funding from Health Canada for the delivery of projects tailored to the unique needs and health system gaps, challenges and priorities of the Northwest Territories.

Toll-Free Tobacco Quit Line - Funding from Health Canada to reduce tobacco use in the NWT by implementing a toll-free quit line and to establish quit line services prior to the proposed implementation of a national toll free quit line number on tobacco packaging.

Industry, Tourism and Investment

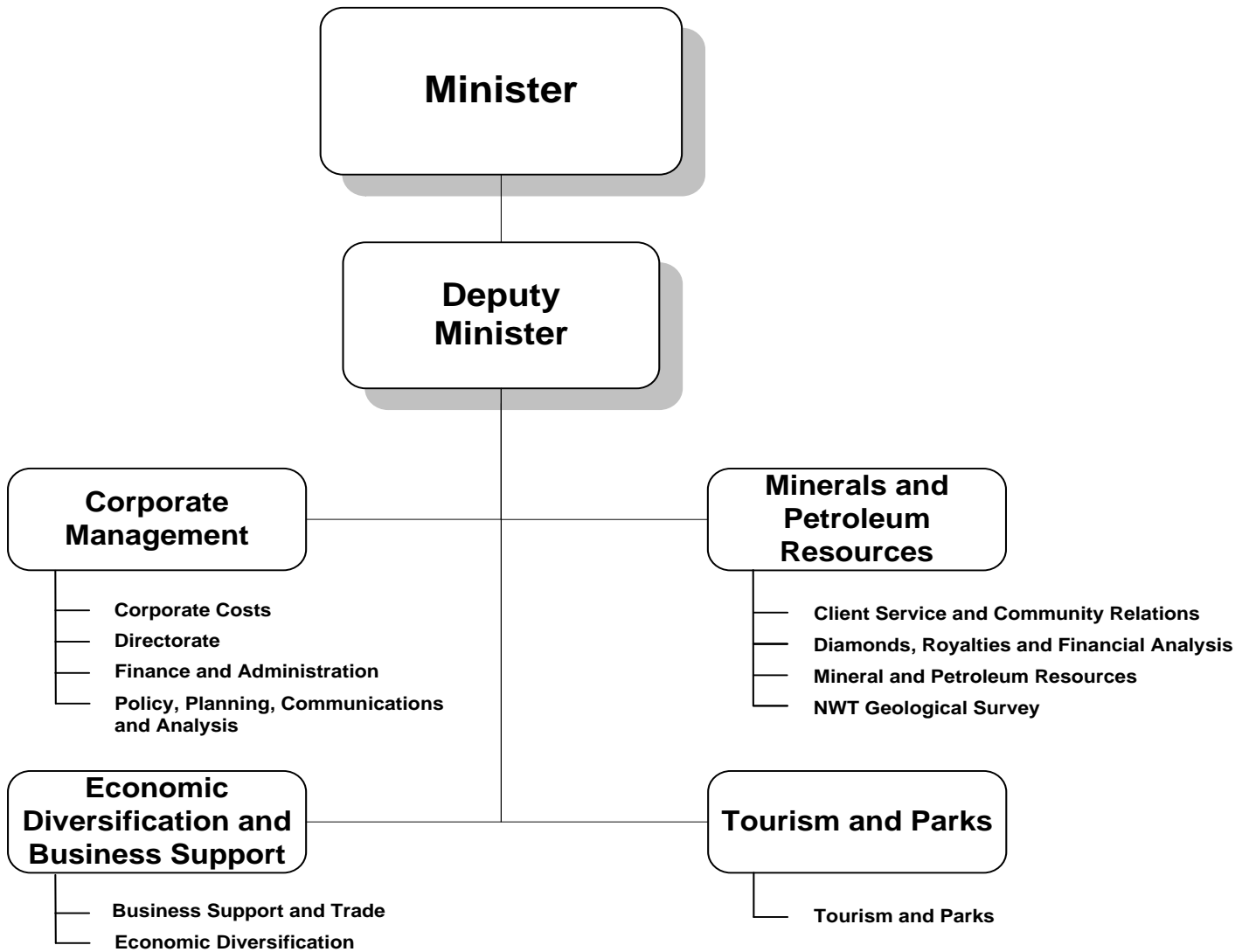
Industry, Tourism and Investment

Organizational Chart



Industry, Tourism and Investment

Accounting Structure Chart

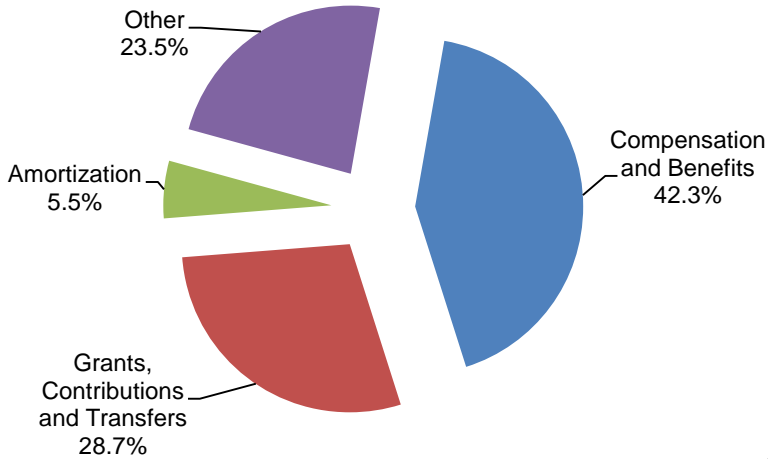


Industry, Tourism and Investment

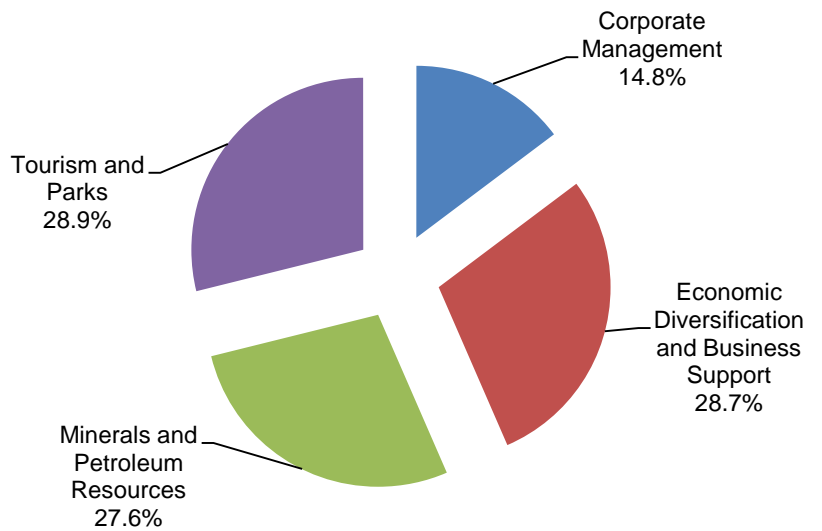
Graphs

Operations Expenditures

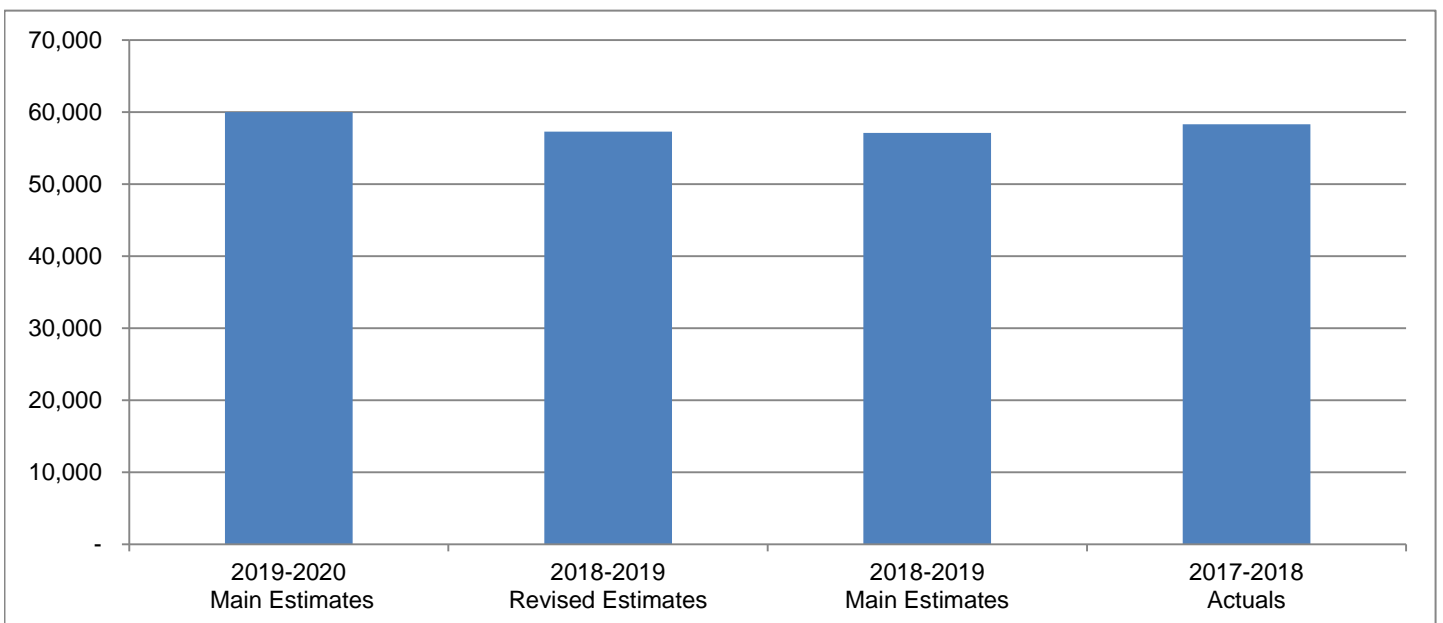
By Expenditure Category



By Activity



**Operations Expenditures Comparison
(thousands of dollars)**



Industry, Tourism and Investment

The mandate of the Department of Industry, Tourism and Investment (ITI) is to promote economic self-sufficiency through the responsible development of Northwest Territories mineral and petroleum resources; the development of natural resource industries, including agriculture, commercial fishing and the traditional economy; and the promotion and support of tourism, trade and investment, business, and manufacturing and secondary industries, to create a prosperous, diverse and sustainable economy for the benefit of all Northwest Territories residents.

(thousands of dollars)

	2019-2020 Main Estimates	2018-2019 Revised Estimates	2018-2019 Main Estimates	2017-2018 Actuals
Activity				
Corporate Management	8,840	8,831	8,804	9,563
Economic Diversification and Business Support	17,251	16,856	16,844	17,265
Minerals and Petroleum Resources	16,569	15,239	15,226	16,107
Tourism and Parks	17,314	16,357	16,238	15,379
	59,974	57,283	57,112	58,314
Expenditure Category				
Compensation and Benefits	25,379	24,707	24,659	24,128
Grants, Contributions and Transfers	17,187	16,387	16,380	17,562
Amortization	3,310	3,244	3,244	2,337
Chargebacks	1,022	1,013	1,013	1,089
Computer Hardware and Software	159	152	152	327
Contract Services	8,941	7,769	7,653	6,787
Controllable Assets	216	216	216	527
Fees and Payments	235	235	235	477
Loss on Sale of Assets	-	-	-	113
Materials and Supplies	968	898	893	2,070
Purchased Services	933	997	997	1,093
Travel	1,296	1,342	1,347	1,345
Utilities	328	323	323	454
Valuation Allowances	-	-	-	5
	59,974	57,283	57,112	58,314
Total Revenues	55,518	30,106	16,710	69,041
Total Active Positions	184		181	
Infrastructure Investment	11,530	10,499	3,773	2,819

Industry, Tourism and Investment

Revenue Summary

(Information Item)

(thousands of dollars)

	2019-2020 Main Estimates	2018-2019 Revised Estimates	2018-2019 Main Estimates	2017-2018 Actuals
Transfer Payments				
Federal Cost Shared	8,346	100	100	1,142
Non-renewable Resource Revenue				
Minerals, Oil and Gas Royalties	43,822	25,456	13,460	39,862
Licences, Rental and Other Fees	2,452	3,752	2,352	26,136
	46,274	29,208	15,812	65,998
General				
<i>Regulatory Revenues</i>				
Tourism Operators Licences	30	21	21	30
Park permits and other fees	825	750	750	812
Nominee Program	42	22	22	45
<i>Service and Miscellaneous</i>				
Parks Merchandise	1	5	5	1
<i>Recovery of Prior Years' Expenses</i>	-	-	-	1,013
	898	798	798	1,901
	55,518	30,106	16,710	69,041

Industry, Tourism and Investment

Active Position Summary

(Information Item)

Activity	2019-2020				2018-2019			
	Full Time	Part Time	Seasonal	Total	Full Time	Part Time	Seasonal	Total
Activity								
Corporate Management	43	-	-	43	43	-	-	43
Economic Diversification and Business Support	46	-	-	46	44	-	-	44
Minerals and Petroleum Resources	57	-	-	57	56	-	-	56
Tourism and Parks	22	-	16	38	22	-	16	38
	168	-	16	184	165	-	16	181
Regional Allocation								
Headquarters	100	-	-	100	97	-	-	97
North Slave	13	-	5	18	13	-	5	18
Tłıchǫ	3	-	-	3	3	-	-	3
South Slave	21	-	2	23	21	-	2	23
Dehcho	7	-	1	8	7	-	1	8
Sahtu	5	-	-	5	5	-	-	5
Beaufort Delta	19	-	8	27	19	-	8	27
	168	-	16	184	165	-	16	181
Community Allocation								
Headquarters	100	-	-	100	97	-	-	97
Regional Offices	63	-	12	75	63	-	12	75
Other	5	-	4	9	5	-	4	9
	168	-	16	184	165	-	16	181

Full Time and Part Time positions may be indeterminate positions with no end date of employment or for a fixed term. Regional Offices include positions located in Yellowknife Regional Offices (North Slave), Fort Smith, Hay River, Fort Simpson, Norman Wells and Inuvik.

Industry, Tourism and Investment

Corporate Management

Activity Description

Corporate Management provides overall management, strategic planning, policy and legislative development, financial and information services, communication and leadership, to ITI's Divisions and Regional Offices, enabling ITI to respond effectively to the priorities of the Legislative Assembly.

Corporate Costs captures ITI-wide costs such as Technology Service Centre chargebacks.

Directorate includes the Deputy Minister, Assistant Deputy Minister Economic Development, and the Assistant Deputy Minister Mineral and Petroleum Resources. It guides the overall planning and execution of instructions from the Minister of ITI and the Legislative Assembly and Executive Council. The Deputy Minister and Assistant Deputy Ministers provide strategic advice and support to the Minister of ITI and to the department.

Finance and Administration provides financial management and administrative services to ITI. These services include providing advice to senior managers on financial management, financial control, financial submissions and leading the Main Estimates process. The Occupational Health and Safety program is housed in this unit providing support to the whole department. ITI has implemented the Lean process improvement program and Finance and Administration is responsible for the implementation of this program across the department.

Policy, Planning, Communications and Analysis provides advice and services related to policy and legislation development, departmental and ministerial communications and marketing, economic analysis, and intergovernmental and interdepartmental affairs. The division participates in land and resource management initiatives on behalf of ITI, including environmental impact assessments and regulatory matters, as well as land claim and self-government agreement negotiations and implementation. Policy, Planning, Communications and Analysis leads on performance management activities including monitoring, evaluation, establishing performance measures and reporting. The division also encourages investment in the NWT, through its Economic Analysis unit, by providing economic analysis and regional market and economic data for both business and government; and supports informed decision-making by providing economic data, market intelligence, sector information, and opportunity studies.

Industry, Tourism and Investment

Corporate Management

Operations Expenditure Summary

(thousands of dollars)

	2019-2020 Main Estimates	2018-2019 Revised Estimates	2018-2019 Main Estimates	2017-2018 Actuals
Program Detail				
Corporate Costs	1,370	1,361	1,361	1,993
Directorate	2,612	2,612	2,592	2,530
Finance and Administration	1,711	1,711	1,707	1,647
Policy, Planning, Communications and Analysis	3,147	3,147	3,144	3,393
	8,840	8,831	8,804	9,563
Expenditure Category				
Compensation and Benefits	7,017	6,834	6,807	7,113
Amortization	16	16	16	16
Chargebacks	1,022	1,013	1,013	1,089
Computer Hardware and Software	11	15	15	13
Contract Services	187	224	224	114
Controllable Assets	1	1	1	15
Fees and Payments	50	47	47	94
Materials and Supplies	93	103	103	470
Purchased Services	226	298	298	306
Travel	199	262	262	325
Utilities	18	18	18	8
	8,840	8,831	8,804	9,563

Industry, Tourism and Investment

Corporate Management

Active Positions

(Information Item)

	2019-2020				2018-2019			
	Full Time	Part Time	Seasonal	Total	Full Time	Part Time	Seasonal	Total
Regional Allocation								
Headquarters	29	-	-	29	29	-	-	29
North Slave	2	-	-	2	2	-	-	2
Tłıchǵ	1	-	-	1	1	-	-	1
South Slave	5	-	-	5	5	-	-	5
Dehcho	2	-	-	2	2	-	-	2
Sahtu	2	-	-	2	2	-	-	2
Beaufort Delta	2	-	-	2	2	-	-	2
	43	-	-	43	43	-	-	43
Community Allocation								
Headquarters	29	-	-	29	29	-	-	29
Regional Offices	13	-	-	13	13	-	-	13
Other	1	-	-	1	1	-	-	1
	43	-	-	43	43	-	-	43

Full Time and Part Time positions may be indeterminate positions with no end date of employment or for a fixed term. Regional Offices include positions located in Yellowknife Regional Offices (North Slave), Fort Smith, Hay River, Fort Simpson, Norman Wells and Inuvik.

Industry, Tourism and Investment

Economic Diversification and Business Support

Activity Description

The Economic Diversification and Business Support activity consists of the Economic Diversification (ED) Division and the Business Support and Trade (BST) Division within ITI.

ED leads the development of programs and initiatives in support of the renewable resources sector and the NWT Traditional Economy. Specific programs support agriculture, including the Canadian Agriculture Partnership as well as the implementation of the Agriculture Strategy, commercial fisheries, including the implementation of the Strategy for the Revitalization of the Great Slave Lake Fishery, arts and fine crafts, film and implementation of the NWT film strategy and action plan, hide procurement and marketing, and promotion of the Genuine Mackenzie Valley Fur.

BST focuses on policy and program development to support the business community including the development of the manufacturing and knowledge economy strategies. The division is the GNWT lead on internal and international trade matters and works to attract foreign investment through the Northwest Territories Nominee Program. ITI is also responsible for the administration of the GNWT Business Incentive Policy and the Northern Manufactured Products Policy.

In conjunction with the NWT Business Development and Investment Corporation (BDIC) and the Community Futures Development Organizations, ITI provides business advice and access to investment capital.

ITI Regional Offices supply program guidance, support, advice, and assistance at the community level. Regional representatives are experienced, knowledgeable and well networked with organizations, financial institutions, and government departments and agencies.

ITI works with business associations such as the NWT Chamber of Commerce, the NWT Construction Association, and the NWT Manufacturer's Association, as well as with professional associations to promote the NWT as a place to work, invest and live.

Industry, Tourism and Investment
Economic Diversification and Business Support
Operations Expenditure Summary

(thousands of dollars)

	2019-2020	2018-2019	2018-2019	2017-2018
	Main	Revised	Main	Actuals
	Estimates	Estimates	Estimates	
Program Detail				
Business Support and Trade				
Other Program Costs	11,795	11,575	11,572	11,364
NWT Business Development and Investment Corporation	1,883	1,883	1,876	2,819
Economic Diversification	3,573	3,398	3,396	3,082
	17,251	16,856	16,844	17,265
Expenditure Category				
Compensation and Benefits	6,022	5,813	5,808	5,524
Grants, Contributions and Transfers	9,774	9,774	9,767	10,206
Amortization	23	25	25	23
Computer Hardware and Software	28	29	29	15
Contract Services	784	617	617	528
Controllable Assets	-	-	-	32
Fees and Payments	54	47	47	147
Materials and Supplies	158	122	122	268
Purchased Services	158	189	189	236
Travel	238	228	228	282
Utilities	12	12	12	1
Valuation Allowances	-	-	-	3
	17,251	16,856	16,844	17,265

Industry, Tourism and Investment
Economic Diversification and Business Support
Grants, Contributions and Transfers

(thousands of dollars)

	2019-2020 Main Estimates	2018-2019 Revised Estimates	2018-2019 Main Estimates	2017-2018 Actuals
Contributions				
Business Development and Investment Corporation	1,883	1,883	1,876	2,819
Canadian Agricultural Partnership	488	488	488	235
Commercial Fisheries	450	450	450	451
Community Futures	825	825	825	828
Community Transfer Initiatives	1,587	1,587	1,587	1,457
Economic Diversification and Business Support Contributions - Various	-	-	-	88
Film Industry Rebate Program	100	100	100	108
Great Northern Arts Festival	25	25	25	25
Northern Food Development Program	550	550	550	439
Support for Entrepreneur and Economic Development	3,866	3,866	3,866	3,756
Total Contributions	9,774	9,774	9,767	10,206

Descriptions of Contributions

Business Development and Investment Corporation (BDIC) (1,883) - The purpose of the BDIC is to support the economic objectives of the GNWT by encouraging the creation and development of northern business enterprises and by providing information and financial assistance to, and making investments in such enterprises.

Canadian Agricultural Partnership (488) - This is a bilateral cost shared Agreement signed between the Government of Canada and the Government of the Northwest Territories. The funding allocated will be used to reflect the GNWT share of costs in the Canadian Agriculture Partnership (formerly the Growing Forward 2 agreement) which in turn will be used to fund a number of programs aimed at building and expanding the agriculture sector in the Northwest Territories.

Commercial Fisheries (450) - Contributions to support development of commercial fisheries by offsetting high freight or production costs.

Community Futures (825) - Contributions to help communities access funding for economic development.

Community Transfer Initiatives (1,587) - Contributions to provide funding for the services of Economic Development Officers.

Economic Diversification and Business Support Contributions - Various contributions in support of economic diversification and business support in the NWT.

Industry, Tourism and Investment

Economic Diversification and Business Support

Grants, Contributions and Transfers

Film Industry Rebate Program (100) - The program aims to provide rebates to eligible producers of film and television productions to offset a portion of production costs incurred specifically involving northern wages, supplies/goods and services.

Great Northern Arts Festival (25) - This festival is recognized as a major opportunity for artists to compare styles, methods, and other knowledge such as the acquisition of raw materials, therefore enhancing development of skills.

Northern Food Development Program (550) - The Northern Food Development Program (NFDP) aims to remove barriers, create employment and facilitate the development of the Northern Food production sector by providing support to commercial producers of northern fish, meat and other food products for sale to consumers in the Northwest Territories (NWT).

Support for Entrepreneur and Economic Development (SEED) (3,866) - The SEED program provides for a wide range of assistance to businesses and individuals to support and stimulate business development. It also supports community based initiatives that stimulate the local economy.

Industry, Tourism and Investment

Economic Diversification and Business Support

Active Positions (Information Item)

	2019-2020				2018-2019			
	Full Time	Part Time	Seasonal	Total	Full Time	Part Time	Seasonal	Total
Regional Allocation								
Headquarters	15	-	-	15	13	-	-	13
North Slave	5	-	-	5	5	-	-	5
Tłıchǫ	2	-	-	2	2	-	-	2
South Slave	11	-	-	11	11	-	-	11
Dehcho	3	-	-	3	3	-	-	3
Sahtu	2	-	-	2	2	-	-	2
Beaufort Delta	8	-	-	8	8	-	-	8
	46	-	-	46	44	-	-	44
Community Allocation								
Headquarters	15	-	-	15	13	-	-	13
Regional Offices	27	-	-	27	27	-	-	27
Other	4	-	-	4	4	-	-	4
	46	-	-	46	44	-	-	44

Full Time and Part Time positions may be indeterminate positions with no end date of employment or for a fixed term. Regional Offices include positions located in Yellowknife Regional Offices (North Slave), Fort Smith, Hay River, Fort Simpson, Norman Wells and Inuvik.

Industry, Tourism and Investment

Minerals and Petroleum Resources

Activity Description

The Mineral and Petroleum Resources activity consists of the Mineral and Petroleum Resources Division (MPR), the Northwest Territories Geological Survey (NTGS), the Diamonds, Royalties and Financial Analysis (DRFA) Division, and the Client Service and Community Relations (CSCR) Unit. The five Regional Offices across the NWT ensure that businesses and entrepreneurs receive access to programs and resources to help maximize the economic benefits from resource development in their regions.

MPR develops and delivers policy, programs and services related to minerals and petroleum exploration and development, transportation to market, and the management of land tenure associated with mineral and petroleum subsurface resource rights for public lands in the NWT. MPR also oversees the management of the Environmental Studies Research Fund (ESRF) and Benefits Plans with petroleum development. MPR provides input to land use initiatives and environmental assessments and supports the implementation and negotiation of Socio-Economic Agreements with mineral and petroleum developers. This is accomplished through collaboration with communities, industry and other government departments. ESRF funding is collected in the form of levies imposed on oil and gas companies with active interests in the NWT.

DRFA is responsible for the management, administration and collection of royalties from mineral and petroleum resource development in the NWT, including performing and overseeing royalty audits and diamond valuation processes. DRFA also analyzes and evaluates the economic impacts of planned or potential petroleum and mineral resource developments. DRFA is also responsible for the administration of the Diamond Policy Framework and negotiating agreements guaranteeing Approved NWT Diamond Manufacturers access to rough diamonds produced by NWT mines, and for ensuring implementation of those agreements. DRFA also administers the GNWT Diamond Certification Program, and negotiates and administers agreements that license the use of GNWT diamond trademarks by Approved NWT Diamond Manufacturers.

NTGS undertakes and supports original geoscience studies that contribute to a modern, comprehensive public geoscience database for the NWT to support evidence-based decision making. NTGS also provides advice and outreach services to individuals, communities, governments, industry, academics and researchers.

CSCR is the first point of contact within the GNWT to assist industry and communities maximize economic opportunities from resource exploration and development. CSCR provides guidance on regulatory and community engagement practices, project facilitation and pathfinder services, and works with GNWT departments as well as Indigenous governments, industry, business, communities, non-government organizations and other public government agencies.

Industry, Tourism and Investment

Minerals and Petroleum Resources

Operations Expenditure Summary

(thousands of dollars)

	2019-2020 Main Estimates	2018-2019 Revised Estimates	2018-2019 Main Estimates	2017-2018 Actuals
Program Detail				
Client Service and Community Relations	1,132	1,151	1,151	1,035
Diamonds, Royalties and Financial Analysis	4,218	4,220	4,217	4,313
Mineral and Petroleum Resources	4,536	4,276	4,270	4,282
NWT Geological Survey	6,683	5,592	5,588	6,477
	16,569	15,239	15,226	16,107
Expenditure Category				
Compensation and Benefits	8,299	8,032	8,019	8,015
Grants, Contributions and Transfers	1,130	1,130	1,130	1,608
Amortization	279	279	279	279
Computer Hardware and Software	94	82	82	235
Contract Services	5,335	4,354	4,354	4,397
Controllable Assets	28	28	28	149
Fees and Payments	95	105	105	61
Materials and Supplies	258	218	213	427
Purchased Services	310	262	262	402
Travel	694	692	697	525
Utilities	47	57	57	9
	16,569	15,239	15,226	16,107

Industry, Tourism and Investment

Minerals and Petroleum Resources

Grants, Contributions and Transfers

(thousands of dollars)

	2019-2020 Main Estimates	2018-2019 Revised Estimates	2018-2019 Main Estimates	2017-2018 Actuals
Contributions				
Indigenous Mineral Development Support Program	100	100	100	100
Mining Incentive Program	1,000	1,000	1,000	881
MPR Various Contributions	-	-	-	536
NWT Chamber of Mines	30	30	30	91
Total Contributions	1,130	1,130	1,130	1,608

Descriptions of Contributions

Indigenous Mineral Development Support Program (100) - Contributions in support of Indigenous organizations to prepare and participate in mineral developments in their area.

Mining Incentive Program (1,000) - Contributions in support of mineral exploration companies and prospectors who are exploring for NWT mineral resources.

MPR Contributions Various - Various contributions in support of Northwest Territories Geological Survey scientific research and mineral resources.

NWT Chamber of Mines (30) - Contributions in support of mineral economic development and awareness.

Industry, Tourism and Investment

Minerals and Petroleum Resources

Active Positions

(Information Item)

	2019-2020				2018-2019			
	Full Time	Part Time	Seasonal	Total	Full Time	Part Time	Seasonal	Total
Regional Allocation								
Headquarters	50	-	-	50	49	-	-	49
North Slave	-	-	-	-	-	-	-	-
Tłıchǫ	-	-	-	-	-	-	-	-
South Slave	-	-	-	-	-	-	-	-
Dehcho	-	-	-	-	-	-	-	-
Sahtu	-	-	-	-	-	-	-	-
Beaufort Delta	7	-	-	7	7	-	-	7
	57	-	-	57	56	-	-	56
Community Allocation								
Headquarters	50	-	-	50	49	-	-	49
Regional Offices	7	-	-	7	7	-	-	7
Other	-	-	-	-	-	-	-	-
	57	-	-	57	56	-	-	56

Full Time and Part Time positions may be indeterminate positions with no end date of employment or for a fixed term. Regional Offices include positions located in Yellowknife Regional Offices (North Slave), Fort Smith, Hay River, Fort Simpson, Norman Wells and Inuvik.

Industry, Tourism and Investment

Tourism and Parks

Activity Description

Industry, Tourism and Investment (ITI) develops and implements Northwest Territories (NWT) tourism strategies with partners in the tourism industry. The Tourism and Parks Division provides support for tourism marketing, training and product development, and conducts research and planning. The division, along with ITI's regional offices, develops, operates and maintains public tourism facilities, including a system of NWT parks that supports and promotes tourism.

Industry, Tourism and Investment

Tourism and Parks

Operations Expenditure Summary

(thousands of dollars)

Expenditure Category	2019-2020	2018-2019	2018-2019	2017-2018
	Main Estimates	Revised Estimates	Main Estimates	Actuals
Compensation and Benefits	4,041	4,028	4,025	3,476
Grants, Contributions and Transfers	6,283	5,483	5,483	5,748
Amortization	2,992	2,924	2,924	2,019
Computer Hardware and Software	26	26	26	64
Contract Services	2,635	2,574	2,458	1,748
Controllable Assets	187	187	187	331
Fees and Payments	36	36	36	175
Loss on Sale of Assets	-	-	-	113
Materials and Supplies	459	455	455	905
Purchased Services	239	248	248	149
Travel	165	160	160	213
Utilities	251	236	236	436
Valuation Allowances	-	-	-	2
	17,314	16,357	16,238	15,379

Industry, Tourism and Investment

Tourism and Parks

Grants, Contributions and Transfers

(thousands of dollars)

	2019-2020 Main Estimates	2018-2019 Revised Estimates	2018-2019 Main Estimates	2017-2018 Actuals
Contributions				
Community Tourism Coordinators	150	150	150	150
Community Tourism Infrastructure	200	200	200	515
Convention Bureau	100	100	100	100
Tourism 2020	400	400	400	465
Tourism Industry Contribution	4,136	3,336	3,336	3,336
Tourism Product Diversification Program	1,086	1,086	1,086	797
Tourism Skills Development	50	50	50	40
Tourism - Various	-	-	-	139
Yellowknife Visitor Services	161	161	161	206
Total Contributions	6,283	5,483	5,483	5,748

Descriptions of Contributions

Community Tourism Coordinators (150) - Contributions to employ Community Tourism Coordinators to assist communities and local tourism operators develop tourism products, create packages out of the products and align packages with markets.

Community Tourism Infrastructure (200) - Contributions to municipalities, non-government organizations, and Indigenous governments and organizations to support new and innovative infrastructure projects, support tourism in communities, and promote nearby parks and natural attractions.

Convention Bureau (100) - Contributions to NWT Tourism to establish a convention bureau for the NWT.

Tourism 2020 (400) - Contributions for marketing under Tourism 2020.

Tourism Industry Contribution (4,136) - Contributions for marketing and industry association support to NWT Tourism includes funding for a large scale marketing campaign.

Tourism Product Diversification Program (1,086) - Contributions to support tourism operators in product diversification and in expansion into growing travel and tourism markets. Funding is available to assist businesses through planning, product development and marketing.

Tourism Skills Development (50) - Contributions to support youth mentorship and community tourism

Tourism Various - Contributions in support of tourism and parks initiatives.

Yellowknife Visitor Services (161) – Contributions to provide information services to tourists in Yellowknife. This includes providing information on tourist accommodations, events and other related tourism activities.

Industry, Tourism and Investment

Tourism and Parks

Active Positions

(Information Item)

	2019-2020				2018-2019			
	Full Time	Part Time	Seasonal	Total	Full Time	Part Time	Seasonal	Total
Regional Allocation								
Headquarters	6	-	-	6	6	-	-	6
North Slave	6	-	5	11	6	-	5	11
Tłıchǫ	-	-	-	-	-	-	-	-
South Slave	5	-	2	7	5	-	2	7
Dehcho	2	-	1	3	2	-	1	3
Sahtu	1	-	-	1	1	-	-	1
Beaufort Delta	2	-	8	10	2	-	8	10
	22	-	16	38	22	-	16	38
Community Allocation								
Headquarters	6	-	-	6	6	-	-	6
Regional Offices	16	-	12	28	16	-	12	28
Other	-	-	4	4	-	-	4	4
	22	-	16	38	22	-	16	38

Full Time and Part Time positions may be indeterminate positions with no end date of employment or for a fixed term. Regional Offices include positions located in Yellowknife Regional Offices (North Slave), Fort Smith, Hay River, Fort Simpson, Norman Wells and Inuvik.

Industry, Tourism and Investment

Northwest Territories Business Development and Investment Corporation

(Information Item)

The Northwest Territories Business Development and Investment Corporation (BDIC) purpose is to support the economic objectives of the GNWT by encouraging the creation and development of northern business enterprises and by providing information and financial assistance to, and making investments in such enterprises.

(thousands of dollars)

	2019-2020 Main Estimates	2018-2019 Revised Estimates	2018-2019 Main Estimates	2017-2018 Actuals
OPERATING RESULTS				
Revenues				
Interest on Loans Receivable	2,200	2,300	2,300	2,054
Sales and Other Income	753	699	699	773
Interest on Pooled Cash	135	135	135	224
Federal Government	97	97	97	97
Government of the Northwest Territories	2,673	2,713	2,713	3,598
	5,858	5,944	5,944	6,746
Expenditures				
Advertising and Promotions	32	37	37	43
Amortization	40	35	35	40
Bank charges and Interest	26	27	27	27
Board Members	37	42	42	27
Business Services Centre	248	268	268	214
Compensation and Benefits	2,643	2,871	2,871	2,408
Computer and Communications	129	123	123	127
Cost of Goods Sold	777	747	747	801
Credit Loss (net)	350	300	300	390
Grants, Contributions and Transfers	200	200	200	186
Insurance	27	23	23	26
Interest	450	165	165	341
Office and General	83	85	85	47
Professional Services	156	240	240	181
Rent	192	189	189	230
Repairs and Maintenance	12	12	12	18
Travel	59	70	70	41
Utilities	52	38	38	49
	5,513	5,472	5,472	5,196
Annual Surplus (Deficit)	345	472	472	1,550
Accumulated Surplus (Deficit), beginning of year	32,991	32,519	32,519	30,969
Accumulated Surplus (Deficit), end of year	33,336	32,991	32,991	32,519

Industry, Tourism and Investment

Northwest Territories Business Development and Investment Corporation

Active Positions (Information Item)

	2019-2020				2018-2019			
	Full Time	Part Time	Seasonal	Total	Full Time	Part Time	Seasonal	Total
Regional Allocation								
Headquarters	15	-	-	15	15	-	-	15
North Slave	-	-	-	-	-	-	-	-
Tłıchǫ	-	-	-	-	-	-	-	-
South Slave	-	-	-	-	-	-	-	-
Dehcho	-	-	-	-	-	-	-	-
Sahtu	-	-	-	-	-	-	-	-
Beaufort Delta	-	-	-	-	-	-	-	-
	15	-	-	15	15	-	-	15
Community Allocation								
Headquarters	15	-	-	15	15	-	-	15
Regional Offices	-	-	-	-	-	-	-	-
Other	-	-	-	-	-	-	-	-
	15	-	-	15	15	-	-	15

Full Time and Part Time positions may be indeterminate positions with no end date of employment or for a fixed term. Regional Offices include positions located in Yellowknife Regional Offices (North Slave), Fort Smith, Hay River, Fort Simpson, Norman Wells and Inuvik.

Industry, Tourism and Investment

Northwest Territories Environmental Studies Research Fund

(Information Item)

The Environmental Studies Research Fund (ESRF) was established under the *Petroleum Resources Act* (PRA) as a Special Purpose Fund, effective April 1, 2014, to provide funding to environmental and social studies designed to assist in decision-making processes related to oil and gas exploration, development and production on petroleum lands within the Northwest Territories (NWT).

(thousands of dollars)

	2019-2020 Main Estimates	2018-2019 Revised Estimates	2018-2019 Main Estimates	2017-2018 Actuals
Authorized Limit	15,000	15,000	15,000	15,000
OPERATING RESULTS				
Income				
Revenue	-	246	-	265
Expenses				
Compensation and Benefits	60	60	58	-
Grants and Contributions	275	275	200	295
Travel	30	30	20	15
Other Expenses	10	10	20	3
	375	375	298	313
Annual Surplus (Deficit)	(375)	(129)	(298)	(48)
Accumulated Surplus (Deficit), beginning of year	570	699	646	747
Accumulated Surplus (Deficit), end of year	195	570	348	699

Note 1: Revenues of the ESRF are derived from levies paid by holders of petroleum exploration, significant discovery and production licences on NWT lands. The expected levy and budget are submitted to the Minister 60 days prior to the end of the preceding fiscal year.

Note 2: The PRA allows for reasonable expenses incurred for the management, operation and administration of the Environmental Studies Management Board (ESMB) to be charged against the ESRF. The PRA sets out the duties and functions of the ESMB, including that the ESMB establish guidelines and procedures of the Fund. Departments of Industry, Tourism and Investment (ITI) and Environment and Natural Resources (ENR) provides staff services in support of the ESRF board secretariat. ITI staff manages the Legislative reporting responsibilities and the revenue collection of the fund and ENR provides the secretariat staff that is required to administer the research programs and the expenditure management of the Board and the fund.

Industry, Tourism and Investment

Lease Commitments

(Information Item)

(thousands of dollars)

Type of Property	Community	2019-2020	
		Main Estimates	Future Lease Payments
Hay River Office Space	Hay River	58	58
Visitor Centre	Inuvik	23	212
Visitor Centre	Dawson City, Yukon Territory	14	38
		95	308

The above leases do not include capital leases. In the event a lease is deemed to be a capital lease the associated asset is included in tangible capital assets and amortized over the useful life of the asset; and the lease is recorded as a financial liability.

The Main Estimates and Future Lease Payment amounts represent the Base Rent cost, excluding any operations and maintenance component that is included in the total Lease costs in the agreement.

Industry, Tourism and Investment

Work Performed on Behalf of Others

(Information Item)

(thousands of dollars)

Items	2019-2020	2018-2019	2018-2019	2017-2018
	Main Estimates	Revised Estimates	Main Estimates	Actuals
Canadian Agricultural Partnership	732	732	732	783
Gwich'in Land Claim Implementation	19	24	19	23
Canol Trail	-	-	-	1,332
Sahtu Land Claim Implementation	41	58	41	39
Tłı̨chǫ Agreement Implementation Funding	13	45	13	-
	805	859	805	2,177

Descriptions of Work Performed on Behalf of Others

Canadian Agricultural Partnership (732) - Funding provided by the Department of Agriculture and Agri-Food Canada for the Market Development, Agriculture Training, Small Scale Foods, Agriculture and Agri-Food Research, Food Safety, Agriculture and Environment, Agriculture and Food Processing Development, and Agriculture Awareness Programs.

Gwich'in Land Claim Implementation (19) - Under the terms of a 10-year Bilateral Funding Agreement between Crown-Indigenous Relations and Northern Affairs Canada (CIRNAC) and the Government of the Northwest Territories (GNWT), CIRNAC will provide funding to the GNWT to assist with Gwich'in implementation activities pursuant to the Gwich'in Implementation Plan.

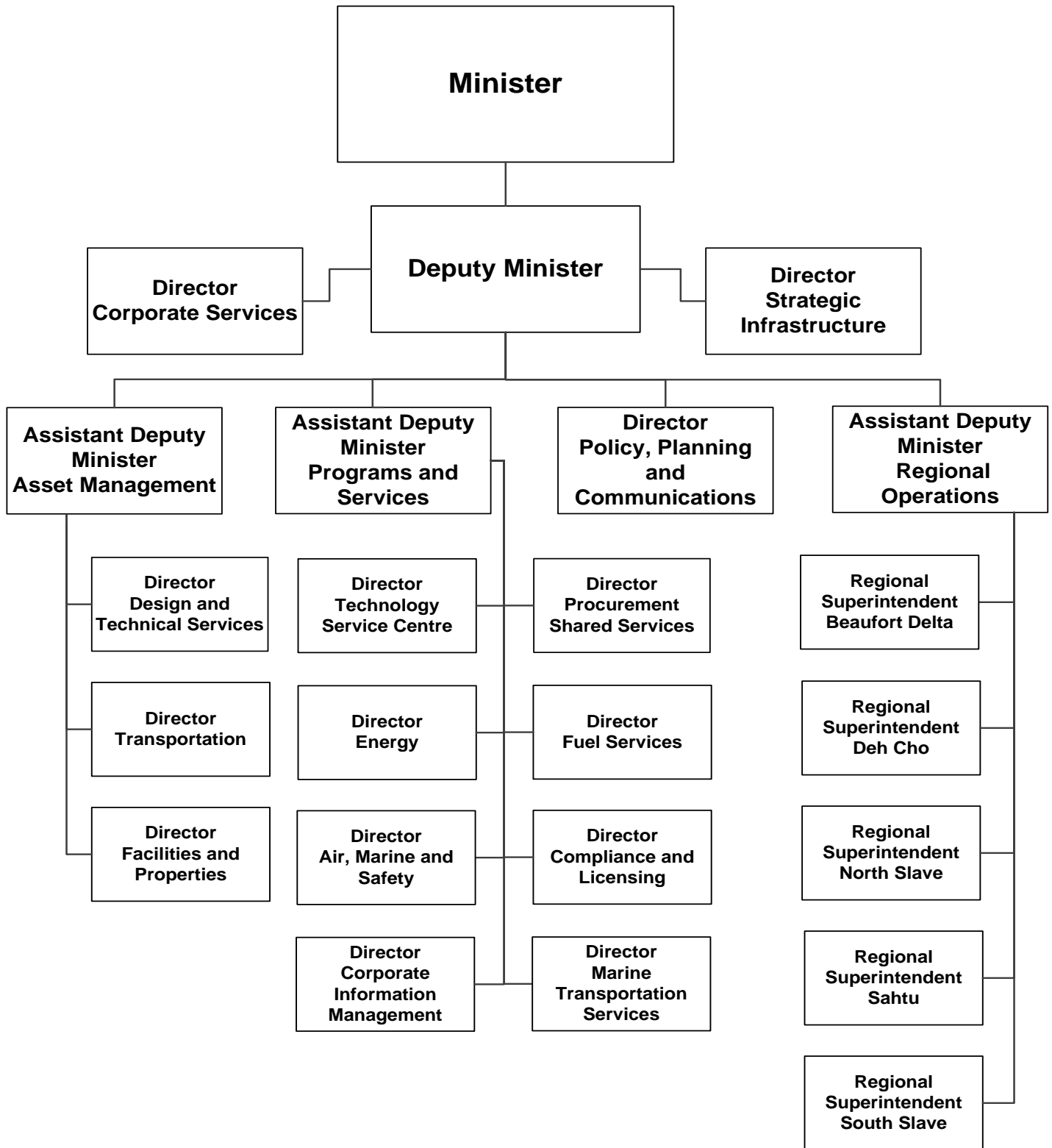
Canol Trail - Funding provided by CIRNAC for Canol Trail wire clean up.

Sahtu Land Claim Implementation (41) - Under the terms of a 10-year Bilateral Funding Agreement between CIRNAC and the GNWT, CIRNAC will provide funding to the GNWT to assist with Sahtu implementation activities pursuant to the Sahtu Implementation Plan.

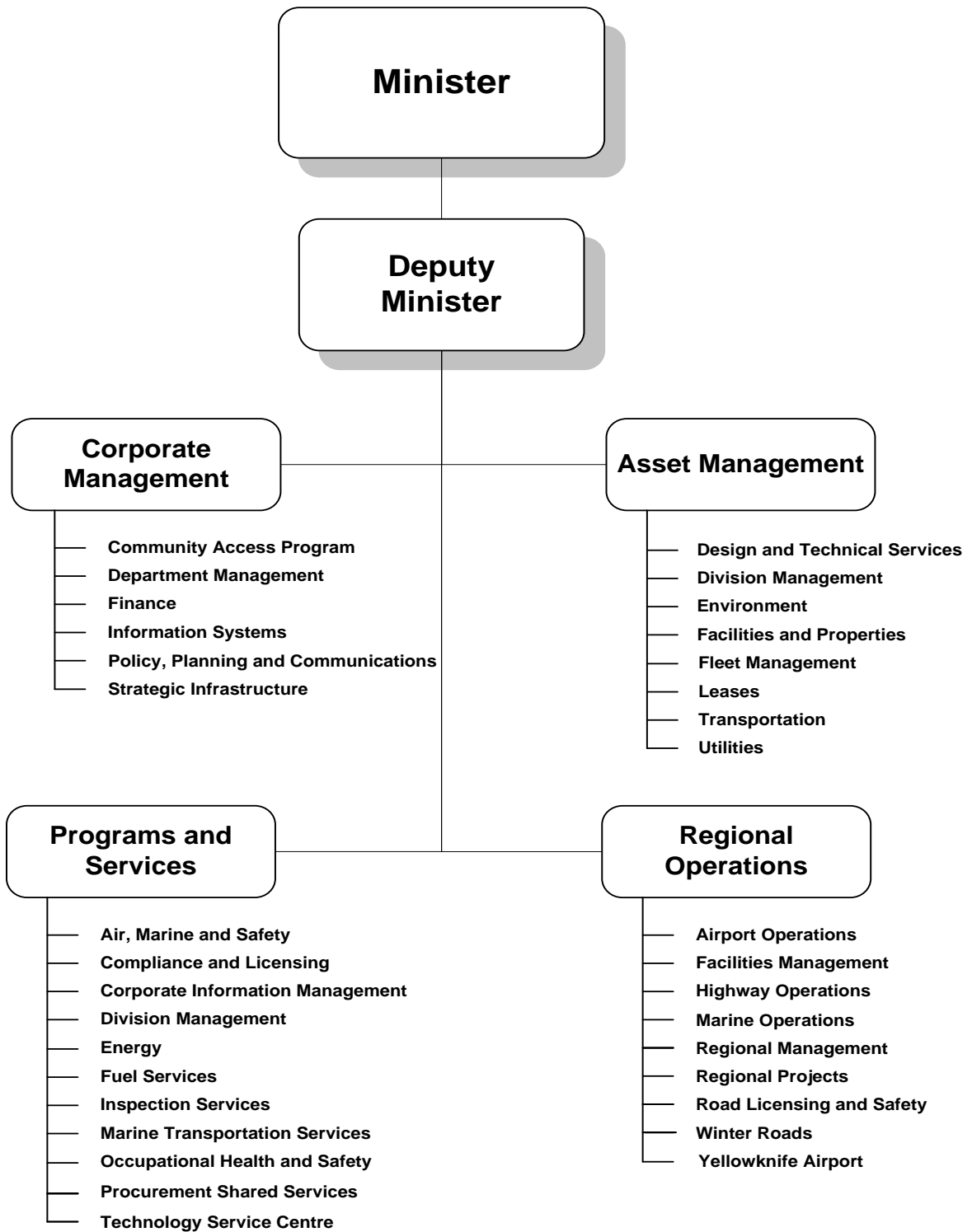
Tłı̨chǫ Agreement Implementation Funding (13) - Under the terms of a 10-year Bilateral Funding Agreement between CIRNAC and the GNWT, CIRNAC will provide funding to the GNWT to assist with Tłı̨chǫ implementation activities pursuant to the Tłı̨chǫ Implementation Plan.

Infrastructure

**Infrastructure
Organizational Chart**



Infrastructure
Accounting Structure Chart

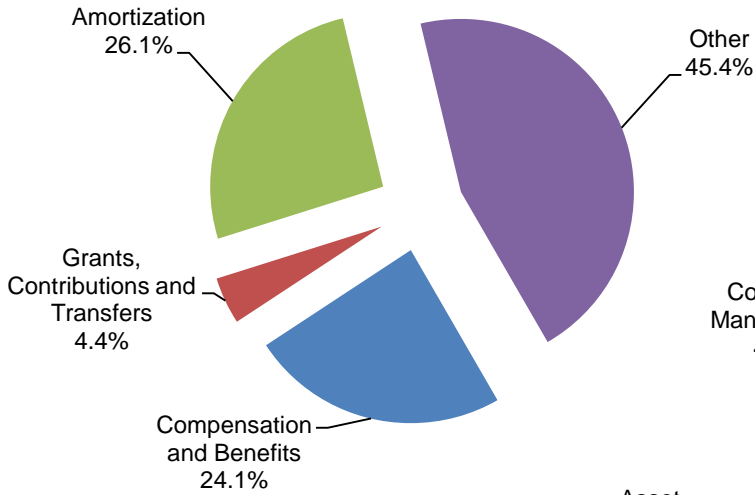


Infrastructure

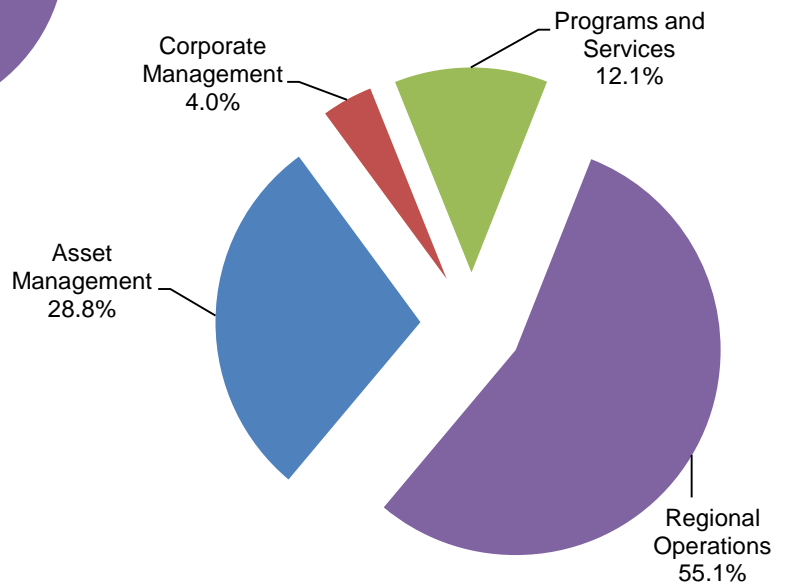
Graphs

Operations Expenditures

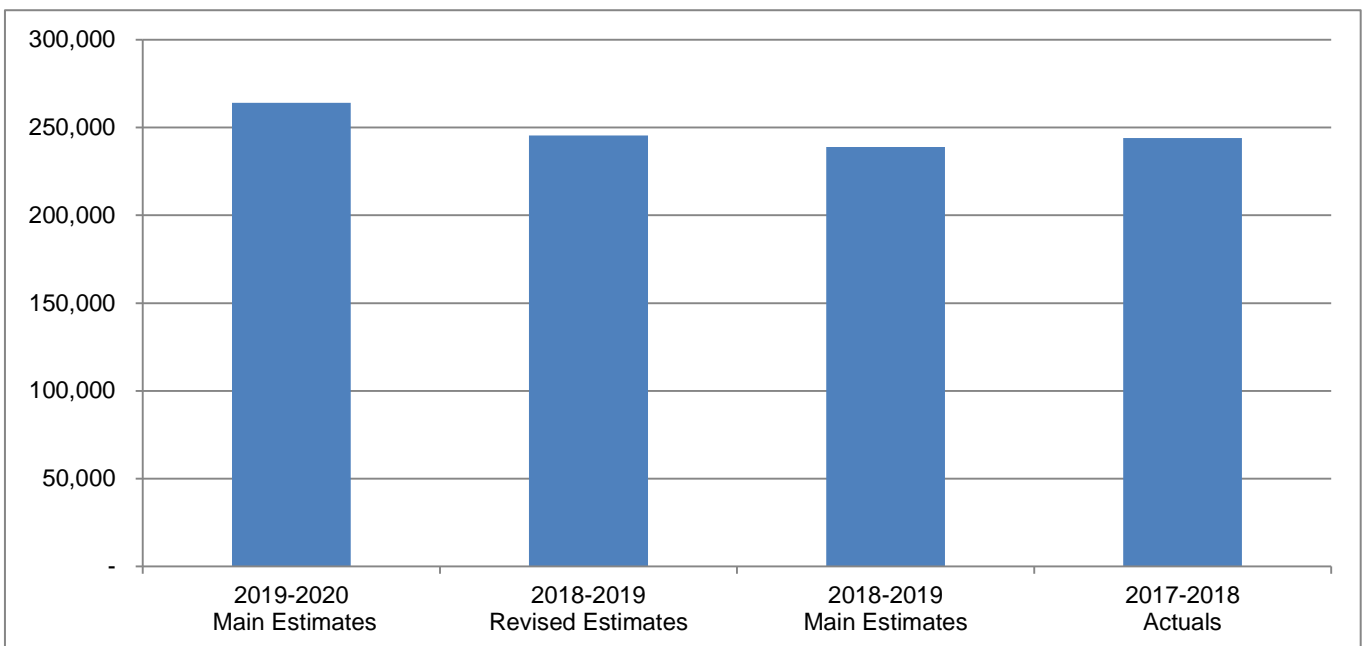
By Expenditure Category



By Activity



**Operations Expenditures Comparison
(thousands of dollars)**



Infrastructure

The mandate of the Department of Infrastructure (INF) is to provide services to the Government of the Northwest Territories (GNWT) with respect to the planning, design, construction, acquisition, operation and maintenance of government infrastructure, and to promote the development and increased use of energy efficient and renewable energy technologies. This mandate also includes the provision of regulatory safety services to the public.

(thousands of dollars)

	2019-2020 Main Estimates	2018-2019 Revised Estimates	2018-2019 Main Estimates	2017-2018 Actuals
Activity				
Asset Management	75,890	74,093	74,093	76,556
Corporate Management	10,715	10,499	10,035	11,426
Programs and Services	31,885	29,703	23,925	30,810
Regional Operations	145,523	131,197	130,853	125,205
	264,013	245,492	238,906	243,997
Expenditure Category				
Compensation and Benefits	63,533	62,825	62,283	63,194
Grants, Contributions and Transfers	11,788	10,548	5,042	4,998
Amortization	68,872	54,517	54,517	52,831
Chargebacks	2,870	2,856	2,845	3,179
Computer Hardware and Software	558	560	548	729
Contract Services	69,984	68,265	67,976	69,304
Controllable Assets	323	323	323	822
Fees and Payments	562	562	562	823
Materials and Supplies	7,562	7,843	7,786	10,591
Purchased Services	2,009	2,089	2,003	2,076
Travel	2,151	2,084	2,066	2,006
Utilities	33,801	33,020	32,955	33,420
Valuation Allowances	-	-	-	24
	264,013	245,492	238,906	243,997
Total Revenues	113,137	89,365	42,845	84,402
Total Active Positions	538		529	
Infrastructure Investment	194,881	208,020	133,102	103,710

Infrastructure
Revenue Summary

(Information Item)

(thousands of dollars)

	2019-2020 Main Estimates	2018-2019 Revised Estimates	2018-2019 Main Estimates	2017-2018 Actuals
Transfer Payments				
<i>Capital Transfers</i>				
Airport Capital Assistance Program				
Fort Smith Airfield Lighting Rehabilitation	1,341	-	-	-
Norman Wells Airport - Sweeper	-	323	-	-
Tuktoyaktuk Airfield Lighting Rehabilitation	-	-	-	1,400
<i>Infrastructure Canada</i>				
Canadian Northern Economic Development Agency - Mackenzie Valley Highway Corridor	-	-	-	800
Inuvialuit Implementation, Inuvik to Tuktoyaktuk Highway	-	-	-	100
Inuvik to Tuktoyaktuk Highway	-	6,000	-	12,250
Investing in Canada Infrastructure Plan	43,596	9,808	-	-
National Trade Corridors Fund	15,825	3,527	-	-
New Building Canada Plan - Provincial/Territorial Infrastructure Component	25,275	42,313	22,800	40,844
Transport Canada - Permafrost Study	-	-	-	669
Department of National Defence Asphalt Ramp	-	-	-	2,049
<i>Federal Cost-shared</i>				
Low Carbon Economy Leadership Fund	6,017	5,087	-	-
Northern Transportation Adaption Initiative	-	-	-	253
	92,054	67,058	22,800	58,365
General				
<i>Revolving Funds Net Revenue</i>				
Marine Transportation Services Revolving Fund	1,272	1,994	1,180	880
Yellowknife Airport Revolving Fund	4,301	3,551	2,447	4,698
<i>Lease</i>				
Airports - Lease/Rental Revenue	614	1,029	1,029	1,737
Rental to Others	170	170	170	788
<i>Program</i>				
Fort Liard Extended Ferry Operations	-	344	-	-
Nav Canada Occupancy Agreement	367	556	556	780
Parks Canada - Wood Buffalo National Park	135	135	135	148
Third Party Recoveries	80	80	80	160
<i>Regulatory Revenue</i>				
Airports - Landing & Other Fees	555	900	900	1,472
Inspection Services - Boiler Registration	410	410	410	508
Inspection Services - Permits	842	842	842	766
Road Licensing & Safety - Exams & Certifications	231	231	231	211
Road Licensing & Safety - License and Other Fees	987	987	987	1,072
Road Licensing & Safety - Permits and Registrations	6,535	6,535	6,535	6,216
Road Licensing & Safety - Toll Permits	3,963	3,963	3,963	5,329
<i>Grants-in-kind</i>	140	140	140	-
<i>Service and Miscellaneous</i>	481	440	440	598
<i>Recovery of Prior Years' Expenses</i>	-	-	-	674
	21,083	22,307	20,045	26,037
	113,137	89,365	42,845	84,402

Infrastructure

Active Position Summary

(Information Item)

	2019-2020				2018-2019			
	Full Time	Part Time	Seasonal	Total	Full Time	Part Time	Seasonal	Total
Activity								
Asset Management	66	-	-	66	66	-	-	66
Corporate Management	36	-	-	36	32	-	-	32
Programs and Services	152	-	-	152	149	-	-	149
Regional Operations	271	-	13	284	269	-	13	282
	525	-	13	538	516	-	13	529
Regional Allocation								
Headquarters	213	-	-	213	206	-	-	206
North Slave	53	-	1	54	53	-	1	54
Tłı̨chǫ	9	-	-	9	9	-	-	9
South Slave	110	-	-	110	110	-	-	110
Dehcho	53	-	12	65	53	-	12	65
Sahtu	26	-	-	26	24	-	-	24
Beaufort Delta	61	-	-	61	61	-	-	61
	525	-	13	538	516	-	13	529
Community Allocation								
Headquarters	213	-	-	213	206	-	-	206
Regional Offices	262	-	11	273	260	-	11	271
Other	50	-	2	52	50	-	2	52
	525	-	13	538	516	-	13	529

Full Time and Part Time positions may be indeterminate positions with no end date of employment or for a fixed term. Regional Offices include positions located in Yellowknife Regional Offices (North Slave), Fort Smith, Hay River, Fort Simpson, Norman Wells and Inuvik.

Infrastructure

Asset Management

Activity Description

The Asset Management activity includes the planning and design of buildings and works, highways, marine facilities, and airports throughout the Northwest Territories on behalf of the GNWT. This activity includes the delivery of operations, maintenance, and project management services to ensure that client needs are met and facility life cycle costs are minimized. Asset Management functions support regional operations by providing technical support on: planning; technical expertise for program and design standards; leasing options and space management; evaluations and commissioning; production of granular materials; environmental site remediation assessment, planning, and coordination; project management support; risk assessment; and overall general technical support to ensure regional operations can be successful.

Infrastructure

Asset Management

Operations Expenditure Summary

(thousands of dollars)

	2019-2020 Main Estimates	2018-2019 Revised Estimates	2018-2019 Main Estimates	2017-2018 Actuals
Program Detail				
Design and Technical Services	3,600	3,598	3,598	4,270
Division Management	336	331	331	192
Environment	350	425	425	463
Facilities and Properties	10,380	9,580	9,580	8,498
Fleet Management	237	237	237	160
Leases	27,018	26,547	26,547	27,309
Transportation	3,253	3,247	3,247	4,312
Utilities	30,716	30,128	30,128	31,352
	75,890	74,093	74,093	76,556
Expenditure Category				
Compensation and Benefits	8,314	8,299	8,299	9,747
Grants, Contributions and Transfers	340	340	340	210
Amortization	4,319	3,521	3,521	2,517
Chargebacks	5	5	5	-
Computer Hardware and Software	117	117	117	144
Contract Services	30,856	30,460	30,460	31,359
Controllable Assets	11	11	11	259
Fees and Payments	86	86	86	178
Materials and Supplies	271	271	271	250
Purchased Services	389	389	389	123
Travel	447	447	447	443
Utilities	30,735	30,147	30,147	31,326
	75,890	74,093	74,093	76,556

Infrastructure
Asset Management

Grants, Contributions and Transfers

(thousands of dollars)

	2019-2020 Main Estimates	2018-2019 Revised Estimates	2018-2019 Main Estimates	2017-2018 Actuals
Grants				
Band Council Subsidized Leases	140	140	140	-
Deh Cho Bridge Opportunities Grant	200	200	200	200
	340	340	340	200
Contributions				
Permafrost Study	-	-	-	10
Total Grants and Contributions	340	340	340	210

Description of Grants and Contributions

Band Council Subsidized Leases (140) - To record the Grant-in-Kind associated with subsidized office space lease benefits currently provided to various band councils.

Deh Cho Bridge Opportunities Grant (200) - A grant for the purpose of creating community benefits and economic opportunities related to the Deh Cho Bridge.

Permafrost Study - A contribution to the University of Ottawa to assist in the mapping of underground ice formations.

Infrastructure
Asset Management

Active Positions
(Information Item)

	2019-2020				2018-2019			
	Full Time	Part Time	Seasonal	Total	Full Time	Part Time	Seasonal	Total
Regional Allocation								
Headquarters	59	-	-	59	59	-	-	59
North Slave	-	-	-	-	-	-	-	-
Tłıchǫ	-	-	-	-	-	-	-	-
South Slave	6	-	-	6	6	-	-	6
Dehcho	-	-	-	-	-	-	-	-
Sahtu	-	-	-	-	-	-	-	-
Beaufort Delta	1	-	-	1	1	-	-	1
	66	-	-	66	66	-	-	66
Community Allocation								
Headquarters	59	-	-	59	59	-	-	59
Regional Offices	7	-	-	7	7	-	-	7
Other	-	-	-	-	-	-	-	-
	66	-	-	66	66	-	-	66

Full Time and Part Time positions may be indeterminate positions with no end date of employment or for a fixed term. Regional Offices include positions located in Yellowknife Regional Offices (North Slave), Fort Smith, Hay River, Fort Simpson, Norman Wells and Inuvik.

Infrastructure

Corporate Management

Activity Description

The Corporate Management activity provides leadership, planning, and the overall management of the department, and administration of federal funding Agreements for major infrastructure projects on behalf of the Government of the Northwest Territories. It also provides financial oversight, advice and management services, and strategic advice and support to the department and minister to support achievement of departmental objectives and the priorities of the 18th Legislative Assembly.

Infrastructure
Corporate Management
Operations Expenditure Summary

(thousands of dollars)

	2019-2020 Main Estimates	2018-2019 Revised Estimates	2018-2019 Main Estimates	2017-2018 Actuals
Program Detail				
Community Access Program	1,508	1,508	1,508	1,390
Department Management	1,710	1,804	1,694	2,488
Finance	1,959	1,959	1,959	2,500
Information Systems	2,821	2,805	2,794	2,869
Policy, Planning and Communications	2,086	2,241	2,080	2,179
Strategic Infrastructure	631	182	-	-
	10,715	10,499	10,035	11,426
Expenditure Category				
Compensation and Benefits	5,647	5,352	5,095	6,221
Grants, Contributions and Transfers	1,492	1,492	1,492	1,382
Amortization	8	8	8	9
Chargebacks	2,789	2,775	2,764	2,898
Computer Hardware and Software	8	15	6	7
Contract Services	349	404	324	259
Controllable Assets	1	1	1	-
Fees and Payments	54	54	54	301
Materials and Supplies	71	59	53	74
Purchased Services	119	199	113	123
Travel	177	140	125	152
	10,715	10,499	10,035	11,426

Infrastructure
Corporate Management
Grants, Contributions and Transfers

(thousands of dollars)

	2019-2020 Main Estimates	2018-2019 Revised Estimates	2018-2019 Main Estimates	2017-2018 Actuals
Contributions				
Local Community Roads	1,480	1,480	1,480	1,372
Students Against Drinking and Driving	12	12	12	10
Total Contributions	1,492	1,492	1,492	1,382

Descriptions of Contributions

Local Community Roads (1,480) - The Community Access Program provides financial contributions and technical assistance to rural and remote communities for the construction and maintenance of community access roads.

Students Against Drinking and Driving (12) - Program to support the awareness of high school students in the Northwest Territories to make safe choices when travelling as a vehicular driver or passenger on roads and trails.

Infrastructure
Corporate Management

Active Positions
(Information Item)

	2019-2020				2018-2019			
	Full Time	Part Time	Seasonal	Total	Full Time	Part Time	Seasonal	Total
Regional Allocation								
Headquarters	36	-	-	36	32	-	-	32
North Slave	-	-	-	-	-	-	-	-
Tłıchǫ	-	-	-	-	-	-	-	-
South Slave	-	-	-	-	-	-	-	-
Dehcho	-	-	-	-	-	-	-	-
Sahtu	-	-	-	-	-	-	-	-
Beaufort Delta	-	-	-	-	-	-	-	-
	36	-	-	36	32	-	-	32
Community Allocation								
Headquarters	36	-	-	36	32	-	-	32
Regional Offices	-	-	-	-	-	-	-	-
Other	-	-	-	-	-	-	-	-
	36	-	-	36	32	-	-	32

Full Time and Part Time positions may be indeterminate positions with no end date of employment or for a fixed term. Regional Offices include positions located in Yellowknife Regional Offices (North Slave), Fort Smith, Hay River, Fort Simpson, Norman Wells and Inuvik.

Infrastructure

Programs and Services

Activity Description

This activity includes programs and services that are focused on external clients including other departments, communities and the public. These services include important programs initiatives such as:

Energy

Compliance, Safety and Licensing

Air, Marine, and Safety

Marine Transportation Services

Fuel Services

Procurement Shared Services

Technology Service Centre

Corporate Information Management

Infrastructure
Programs and Services
Operations Expenditure Summary

(thousands of dollars)

	2019-2020 Main Estimates	2018-2019 Revised Estimates	2018-2019 Main Estimates	2017-2018 Actuals
Program Detail				
Air, Marine and Safety	4,197	4,193	4,193	8,652
Compliance and Licensing	3,086	3,132	3,082	3,140
Corporate Information Management	2,362	2,360	2,360	2,036
Division Management	88	87	87	94
Energy	13,067	11,602	5,874	5,754
Fuel Services	1,836	1,982	1,982	1,840
Inspection Services	1,541	1,541	1,541	1,705
Marine Transportation Services	-	-	-	2,473
Occupational Health and Safety	146	146	146	207
Procurement Shared Services	3,081	2,948	2,948	2,977
Technology Service Centre	2,481	1,712	1,712	1,932
	31,885	29,703	23,925	30,810
Expenditure Category				
Compensation and Benefits	12,214	11,866	11,811	11,724
Grants, Contributions and Transfers	9,956	8,716	3,210	3,406
Amortization	4,317	3,694	3,694	4,762
Chargebacks	41	41	41	222
Computer Hardware and Software	400	401	398	535
Contract Services	3,062	3,133	2,924	8,830
Controllable Assets	169	169	169	103
Fees and Payments	274	274	274	94
Materials and Supplies	458	445	443	579
Purchased Services	233	233	233	478
Travel	697	667	664	516
Utilities	64	64	64	(453)
Valuation Allowances	-	-	-	14
	31,885	29,703	23,925	30,810

Infrastructure
Programs and Services
Grants, Contributions and Transfers

(thousands of dollars)

	2019-2020	2018-2019	2018-2019	2017-2018
	Main	Revised	Main	Actuals
	Estimates	Estimates	Estimates	
Contributions				
Alternate Energy Program	150	150	150	200
Alternative and Renewable Energy Research	70	70	70	-
Arctic Energy Alliance	1,600	1,600	1,600	1,600
Aurora Research Institute Energy Projects	70	40	40	90
Biomass Energy	200	200	200	90
Business Support Program	200	200	200	200
City of Yellowknife Transportation	-	-	-	75
Communication and Electric Bike Program	-	-	-	16
Community Government Retrofits	200	200	200	200
Community Renewable Energy Program	100	100	100	100
Electricity System Analysis	30	30	30	30
Energy Efficiency Incentive Program	100	100	100	220
Energy Guide for Houses	190	190	190	130
Home Energy Retrofit Program	-	-	-	60
Low Carbon Economy Leadership Fund:				
Active Forestry Carbon Sequestration	414	174	-	-
Government Greenhouse Gas Grant Fund	1,832	1,832	-	-
Incremental Arctic Energy Alliance Programs and Services	2,500	1,500	-	-
Large Scale Commercial and Industrial Greenhouse Gas Grant Fund	2,000	2,000	-	-
NWT Energy Efficiency Projects	300	300	300	360
Snare Snow Pack Study	-	30	30	35
Total Contributions	9,956	8,716	3,210	3,406

Descriptions of Contributions

Alternative Energy Program (150) - Funds are provided to assist communities, businesses and residents to install renewable energy systems.

Alternative and Renewable Energy Research (70) - This funding will be used for academic or leading edge R&D work to push the technology envelope for remote community energy research in line with the 2030 Energy Strategy Objectives.

Arctic Energy Alliance (1,600) - Contribution to deliver energy management programs on behalf of the Government of the NWT.

Infrastructure

Programs and Services

Grants, Contributions and Transfers

Aurora Research Institute (ARI) Energy Projects (70) - ARI coordinates the installation of monitoring and data gathering equipment for testing the wind potential of specific sites of interest to the GNWT.

Biomass Energy (200) - This program will support new initiatives to assist increased use of modern wood burning technologies to heat homes and buildings in communities.

Business Support Program (200) - This program is designed to help businesses in the NWT implement renewable energy and energy efficiency projects.

Community Government Retrofits (200) - Contribution to Arctic Energy Alliance to administer a program to perform energy audits and retrofits to community government buildings.

Community Renewable Energy Program (100) - Contribution to Arctic Energy Alliance to administer a program to provide application based grants to NWT communities for renewable energy projects.

Electricity System Analysis (30) - For electricity rates advisory and analysis services.

Energy Efficiency Incentive Program (100) - The energy conservation program provides financial assistance to support projects that reduce our usage of electrical and heat energy, and water.

Energy Guide for Houses (190) - The program provides funding to Arctic Energy Alliance to assist homeowners and businesses to complete energy efficiency audits.

Low Carbon Economy Leadership Fund (6,746) - Four-year funding agreement with the Government of Canada to reduce greenhouse gas emissions.

NWT Energy Efficiency Projects (300) - The department is working with the Northwest Territories Power Corporation to integrate residual heat, variable speed generators and other energy efficiency technologies that can reduce fossil fuel consumption in power plants.

Infrastructure
Programs and Services

Active Positions
(Information Item)

	2019-2020				2018-2019			
	Full Time	Part Time	Seasonal	Total	Full Time	Part Time	Seasonal	Total
Regional Allocation								
Headquarters	118	-	-	118	115	-	-	115
North Slave	5	-	-	5	5	-	-	5
Tłıchǫ	-	-	-	-	-	-	-	-
South Slave	13	-	-	13	13	-	-	13
Dehcho	7	-	-	7	7	-	-	7
Sahtu	1	-	-	1	1	-	-	1
Beaufort Delta	8	-	-	8	8	-	-	8
	152	-	-	152	149	-	-	149
Community Allocation								
Headquarters	118	-	-	118	115	-	-	115
Regional Offices	28	-	-	28	28	-	-	28
Other	6	-	-	6	6	-	-	6
	152	-	-	152	149	-	-	149

Full Time and Part Time positions may be indeterminate positions with no end date of employment or for a fixed term. Regional Offices include positions located in Yellowknife Regional Offices (North Slave), Fort Smith, Hay River, Fort Simpson, Norman Wells and Inuvik.

Infrastructure

Regional Operations

Activity Description

The regional structure of INF includes 5 regional offices in Yellowknife (North Slave), Norman Wells (Sahtu), Fort Simpson (Dehcho), Hay River (South Slave) and Inuvik (Beaufort Delta), each managing the full mandate of the department. Areas of responsibility under regional operations include:

Facility Maintenance

Capital Project Delivery

Warehousing, Records Management, and Surplus Disposals

Highway and Winter Road Operations

Airport Operations

Ferry Operations

Motor Vehicle Issuing Services

Infrastructure

Regional Operations

Operations Expenditure Summary

(thousands of dollars)

	2019-2020 Main Estimates	2018-2019 Revised Estimates	2018-2019 Main Estimates	2017-2018 Actuals
Program Detail				
Airport Operations	20,844	20,714	20,714	16,639
Facilities Management	21,947	21,258	21,258	21,595
Highway Operations	80,953	67,345	67,345	64,835
Marine Operations	6,102	6,431	6,087	6,931
Regional Management	4,987	4,966	4,966	5,392
Regional Projects	2,530	2,528	2,528	2,711
Road Licensing and Safety	1,765	1,560	1,560	1,607
Winter Roads	6,395	6,395	6,395	5,495
	145,523	131,197	130,853	125,205
Expenditure Category				
Compensation and Benefits	37,358	37,308	37,078	35,502
Amortization	60,228	47,294	47,294	45,543
Chargebacks	35	35	35	59
Computer Hardware and Software	33	27	27	43
Contract Services	35,717	34,268	34,268	28,856
Controllable Assets	142	142	142	460
Fees and Payments	148	148	148	250
Materials and Supplies	6,762	7,068	7,019	9,688
Purchased Services	1,268	1,268	1,268	1,352
Travel	830	830	830	895
Utilities	3,002	2,809	2,744	2,547
Valuation Allowances	-	-	-	10
	145,523	131,197	130,853	125,205

Infrastructure
Regional Operations

Active Positions
(Information Item)

	2019-2020				2018-2019			
	Full Time	Part Time	Seasonal	Total	Full Time	Part Time	Seasonal	Total
Regional Allocation								
Headquarters	-	-	-	-	-	-	-	-
North Slave	48	-	1	49	48	-	1	49
Tłıchǫ	9	-	-	9	9	-	-	9
South Slave	91	-	-	91	91	-	-	91
Dehcho	46	-	12	58	46	-	12	58
Sahtu	25	-	-	25	23	-	-	23
Beaufort Delta	52	-	-	52	52	-	-	52
	271	-	13	284	269	-	13	282
Community Allocation								
Headquarters	-	-	-	-	-	-	-	-
Regional Offices	227	-	11	238	225	-	11	236
Other	44	-	2	46	44	-	2	46
	271	-	13	284	269	-	13	282

Full Time and Part Time positions may be indeterminate positions with no end date of employment or for a fixed term. Regional Offices include positions located in Yellowknife Regional Offices (North Slave), Fort Smith, Hay River, Fort Simpson, Norman Wells and Inuvik.

Infrastructure
Technology Service Centre

Chargeback
(Information Item)

The Technology Service Centre (TSC) is responsible for providing information technology support and services to meet the business objectives of the GNWT, including delivering programs to NWT residents and maximizing the effectiveness of GNWT employees.

Primary TSC services provided include computer workstation upgrades and support, electronic mail, file management, Internet access, and application hosting. The foundation for these services is the Wide Area Network managed by the TSC. Education boards, Aurora College and some Health Authorities receive a subset of these services.

The TSC recovers its costs from GNWT departments through chargeback agreements using rates approved annually by the Financial Management Board. The rates reflect the infrastructure, human resources, licensing and maintenance costs to provide these services.

(thousands of dollars)

	2019-2020 Main Estimates	2018-2019 Revised Estimates	2018-2019 Main Estimates	2017-2018 Actuals
OPERATING RESULTS				
Recoveries				
Legislative Assembly	391	391	391	394
Education, Culture, and Employment	4,503	4,503	4,503	4,600
Environment and Natural Resources	2,315	2,315	2,315	2,263
Executive and Indigenous Affairs	722	722	722	644
Finance	2,341	2,341	2,341	2,298
Health and Social Services	1,817	1,817	1,817	1,974
Industry, Tourism and Investment	1,097	1,097	1,097	1,103
Infrastructure	3,128	3,128	3,128	3,233
Justice	2,041	2,041	2,041	2,160
Lands	1,384	1,384	1,384	1,249
Municipal and Community Affairs	723	723	723	754
NWT Housing Corporation	294	294	294	301
Other Public Agencies	5,144	5,144	5,144	4,752
Total Recoveries	25,900	25,900	25,900	25,725
Salaries	9,600	9,600	9,600	8,146
Other Operations	16,300	16,300	16,300	17,579
	25,900	25,900	25,900	25,725
	-	-	-	-

Note: Any deficit is funded through the Department of Infrastructure appropriations, and any surplus earnings are returned to the department, board or agency.

Infrastructure
Technology Service Centre

Active Positions
(Information Item)

	2019-2020				2018-2019			
	Full Time	Part Time	Seasonal	Total	Full Time	Part Time	Seasonal	Total
Regional Allocation								
Headquarters	55	-	-	55	55	-	-	55
North Slave	-	-	-	-	-	-	-	-
Tłıchǫ	-	-	-	-	-	-	-	-
South Slave	4	-	-	4	4	-	-	4
Dehcho	1	-	-	1	1	-	-	1
Sahtu	1	-	-	1	1	-	-	1
Beaufort Delta	2	-	-	2	2	-	-	2
	63	-	-	63	63	-	-	63
Community Allocation								
Headquarters	55	-	-	55	55	-	-	55
Regional Offices	8	-	-	8	8	-	-	8
Other	-	-	-	-	-	-	-	-
	63	-	-	63	63	-	-	63

Full Time and Part Time positions may be indeterminate positions with no end date of employment or for a fixed term. Regional Offices include positions located in Yellowknife Regional Offices (North Slave), Fort Smith, Hay River, Fort Simpson, Norman Wells and Inuvik.

Infrastructure

Public Stores Revolving Fund

(Information Item)

The territorial wide Public Stores Revolving Fund was established to provide working capital to finance central warehousing of standard supply inventories such as accountable forms, vital statistics, court documents, etc. The Public Stores Revolving Fund is utilized by all GNWT departments as well as boards and agencies. The authorized limit of the fund is \$1,175,000. Currently, only Yellowknife has a public stores inventory, which services all the regions.

(thousands of dollars)

	2019-2020 Main Estimates	2018-2019 Revised Estimates	2018-2019 Main Estimates	2017-2018 Actuals
Authorized Limit	1,175	1,175	1,175	1,175
OPERATING RESULTS				
Opening Balance	194	194	186	136
Net Purchase	125	130	130	163
Net Issues	(125)	(130)	(130)	(105)
Closing Balance	194	194	186	194

Infrastructure

Petroleum Products Revolving Fund

(Information Item)

The Petroleum Products Revolving Fund, managed under the Fuel Services Division, was established on January 19, 1973. The fund provides working capital to finance inventory, accounts receivable and operating expenses, such as salaries, commissions, taxes and quality control, required for the distribution of petroleum products. Operating expenses are recovered through the price structure to achieve a break-even operation.

(thousands of dollars)

	2019-2020 Main Estimates	2018-2019 Revised Estimates	2018-2019 Main Estimates	2017-2018 Actuals
Authorized Limit	55,000	55,000	55,000	55,000
OPERATING RESULTS				
Revenues				
Sales Income After Taxes	37,500	37,400	37,400	35,005
Other Revenue	-	-	-	67
	37,500	37,400	37,400	35,072
Expenditures				
Salaries	2,000	2,000	2,000	2,060
Other Operations and Maintenance	2,350	2,350	2,500	2,519
Commissions	2,500	2,500	2,500	2,364
Cost of Goods Sold	30,850	31,550	30,550	28,639
	37,700	38,400	37,550	35,582
Annual Surplus (Deficit)	(200)	(1,000)	(150)	(510)
Petroleum Products Stabilization Fund				
Accumulated Surplus (Deficit), beginning of year	(716)	284	684	794
Annual Surplus (Deficit)	(200)	(1,000)	(150)	(510)
Accumulated Surplus (Deficit), end of year	(916)	(716)	534	284

Infrastructure

Petroleum Products Revolving Fund

Active Positions (Information Item)

	2019-2020				2018-2019			
	Full Time	Part Time	Seasonal	Total	Full Time	Part Time	Seasonal	Total
Regional Allocation								
Headquarters	3	-	-	3	3	-	-	3
North Slave	1	-	-	1	1	-	-	1
Tłıchǫ	-	-	-	-	-	-	-	-
South Slave	-	-	-	-	-	-	-	-
Dehcho	7	-	-	7	7	-	-	7
Sahtu	-	-	-	-	-	-	-	-
Beaufort Delta	3	-	-	3	3	-	-	3
	14	-	-	14	14	-	-	14
Community Allocation								
Headquarters	3	-	-	3	3	-	-	3
Regional Offices	11	-	-	11	11	-	-	11
Other	-	-	-	-	-	-	-	-
	14	-	-	14	14	-	-	14

Full Time and Part Time positions may be indeterminate positions with no end date of employment or for a fixed term. Regional Offices include positions located in Yellowknife Regional Offices (North Slave), Fort Smith, Hay River, Fort Simpson, Norman Wells and Inuvik.

Infrastructure

Marine Transportation Services Revolving Fund

(Information Item)

The Marine Transportation Services Revolving Fund (MTS) was established in 2017 by an amendment to the *Revolving Funds Act*. MTS is the mechanism under which the GNWT's tug and barge shipping arm operates. MTS commenced operations on July 1, 2017.

(thousands of dollars)

	2019-2020 Main Estimates	2018-2019 Revised Estimates	2018-2019 Main Estimates	2017-2018 Actuals
Authorized Limit	35,000	35,000	35,000	35,000
OPERATING RESULTS				
Revenues				
Marine Freight Transport	12,350	39,076	19,288	22,862
Charters	1,900	1,821	-	5,496
Shipyard	206	600	203	461
Container Sales and Rentals	7,706	658	45	90
	22,162	42,155	19,536	28,909
Expenditures				
Fuel Sales and Delivery costs	8,152	31,270	15,076	17,572
Charter Costs	1,378	2,225	-	4,396
Shipyard, Terminal Operations	7,812	3,773	162	2,152
	17,342	37,268	15,238	24,120
Operating income	4,820	4,887	4,298	4,789
General Expenses				
Compensation and benefits	1,166	1,563	1,204	1,517
Insurance	740	120	730	877
Utilities	309	305	305	396
Consulting and Legal Fees	247	150	-	358
Administration	532	268	445	355
Amortization	554	487	434	406
	3,548	2,893	3,118	3,909
Annual Surplus (Deficit)	1,272	1,994	1,180	880
Accumulated Surplus (Deficit), beginning of year	2,874	880	1,539	-
Accumulated Surplus (Deficit), end of year	4,146	2,874	2,719	880

Infrastructure

Marine Transportation Services Revolving Fund

Active Positions (Information Item)

	2019-2020				2018-2019			
	Full Time	Part Time	Seasonal	Total	Full Time	Part Time	Seasonal	Total
Regional Allocation								
Headquarters	1	-	-	1	1	-	-	1
North Slave	-	-	-	-	-	-	-	-
Tłıchǫ	-	-	-	-	-	-	-	-
South Slave	9	-	-	9	9	-	-	9
Dehcho	-	-	-	-	-	-	-	-
Sahtu	-	-	-	-	-	-	-	-
Beaufort Delta	-	-	-	-	-	-	-	-
	10	-	-	10	10	-	-	10
Community Allocation								
Headquarters	1	-	-	1	1	-	-	1
Regional Offices	9	-	-	9	9	-	-	9
Other	-	-	-	-	-	-	-	-
	10	-	-	10	10	-	-	10

Full Time and Part Time positions may be indeterminate positions with no end date of employment or for a fixed term. Regional Offices include positions located in Yellowknife Regional Offices (North Slave), Fort Smith, Hay River, Fort Simpson, Norman Wells and Inuvik.

Infrastructure

Yellowknife Airport Revolving Fund

(Information Item)

The Yellowknife Airport Revolving Fund was established July 1, 2017 at which time the Yellowknife Airport ceased to receive funding from the GNWT. The fund generates revenues to finance operating expenses such as salaries and funds Airport capital projects.

(thousands of dollars)

	2019-2020 Main Estimates	2018-2019 Revised Estimates	2018-2019 Main Estimates	2017-2018 Actuals
Authorized Limit	36,000	36,000	36,000	36,000
OPERATING RESULTS				
Revenues				
Aeronautical	7,205	7,632	7,632	5,252
Airport Improvement Fee	4,646	3,210	-	2,825
Non-Aeronautical	3,448	3,007	3,007	2,476
	15,299	13,849	10,639	10,553
Expenses				
Amortization	2,342	2,342	-	891
Compensation and Benefits	4,262	4,138	4,138	3,324
Bad Debt Expense	2	2	2	-
Computer Hardware and Software	30	25	25	72
Contract Services	2,469	1,960	1,960	857
Fees and Payments	50	45	45	-
Materials and Supplies	1,627	1,580	1,580	572
Purchased Services	171	166	166	139
Travel	30	40	40	-
Utilities	15	-	236	-
	10,998	10,298	8,192	5,855
Annual Surplus	4,301	3,551	2,447	4,698
Transfer of Yellowknife Airport Tangible Capital Assets	-	-	-	23,433
Accumulated Surplus, beginning of year	31,682	28,131	447	-
Accumulated Surplus, end of year	35,983	31,682	2,894	28,131

Infrastructure

Yellowknife Airport Revolving Fund

Active Positions (Information Item)

	2019-2020				2018-2019			
	Full Time	Part Time	Seasonal	Total	Full Time	Part Time	Seasonal	Total
Regional Allocation								
Headquarters	-	-	-	-	-	-	-	-
North Slave	31	-	-	31	31	-	-	31
Tłıchǫ	-	-	-	-	-	-	-	-
South Slave	-	-	-	-	-	-	-	-
Dehcho	-	-	-	-	-	-	-	-
Sahtu	-	-	-	-	-	-	-	-
Beaufort Delta	-	-	-	-	-	-	-	-
	31	-	-	31	31	-	-	31
Community Allocation								
Headquarters	-	-	-	-	-	-	-	-
Regional Offices	31	-	-	31	31	-	-	31
Other	-	-	-	-	-	-	-	-
	31	-	-	31	31	-	-	31

Full Time and Part Time positions may be indeterminate positions with no end date of employment or for a fixed term. Regional Offices include positions located in Yellowknife Regional Offices (North Slave), Fort Smith, Hay River, Fort Simpson, Norman Wells and Inuvik.

Infrastructure
Lease Commitments
(Information Item)

(thousands of dollars)

Type of Property	Community	2019-2020	
		Main Estimates	Future Lease Payments
Office Space	Aklavik	44	48
Office Space	Behchokò	869	465
Office Space	Colville Lake	18	18
Office Space	Déline	49	127
Office Space	Fort Good Hope	14	14
Office Space	Fort Liard	10	10
Office Space	Fort Providence	174	80
Office Space	Fort Resolution	73	73
Office Space	Fort Simpson	377	1,652
Office Space	Fort Smith	939	2,949
Office Space	Gameti	12	12
Office Space	Hay River	529	1,114
Office Space	Hay River Reserve	107	194
Office Space	Inuvik	877	2,373
Office Space	Jean Marie River	12	14
Office Space	Łutselk'e	32	43
Office Space	Norman Wells	485	1,614
Office Space	Paulatuk	15	15
Office Space	Trout Lake	30	18
Office Space	Tuktoyaktuk	102	612
Office Space	Yellowknife	9,716	28,652
		14,484	40,097

The above leases do not include capital leases. In the event a lease is deemed to be a capital lease the associated asset is included in tangible capital assets and amortized over the useful life of the asset; and the lease is recorded as a financial liability.

The Main Estimates and Future Lease Payment amounts represent the Base Rent cost, excluding any operations and maintenance component that is included in the total Lease costs in the agreement.

Infrastructure

Work Performed on Behalf of Others

(Information Item)

(thousands of dollars)

Items	2019-2020 Main Estimates	2018-2019 Revised Estimates	2018-2019 Main Estimates	2017-2018 Actuals
Airline Glycol Recovery	50	50	50	71
Beaufort-Delta Divisional Education Council - Leasing Services	140	140	140	146
Canadian Northern Economic Development Agency - Inuvik Wind Energy Study	-	-	-	785
Gwich'in Land Claim Implementation	5	5	5	5
Hay River Access Corridor	70	70	70	46
Hold Baggage System - Yellowknife Airport	93	93	93	92
National Safety Code	153	153	153	153
Responsible Energy Approach for Community Heat and Electricity	200	350	350	472
Royal Canadian Mounted Police	8,000	8,000	8,000	6,854
Sahtu Land Claim Implementation	5	5	5	5
Tłı̨chǫ Agreement Implementation	46	46	46	96
The Alberta Road Maintenance	506	506	506	352
Wood Buffalo National Park	1,550	1,500	1,500	1,362
	10,818	10,918	10,918	10,439

Descriptions of Work Performed on Behalf of Others

Airline Glycol Recovery (50) - An agreement with Air Canada, First Air, West Jet and Canadian Airlines who use Glycol (De-icing fluid) to ensure no ice build up on the aircrafts. The Department charges these airlines to dispose of the Glycol.

Beaufort-Delta Divisional Education Council - Leasing Services (140) - Through a Memorandum of Agreement with the Beaufort-Delta Education Board, the Department of Infrastructure provides direct services by leasing office space. Costs incurred by the department on behalf of the education board are recovered through chargeback.

Canadian Northern Economic Development Agency (CanNor) - The Government of Northwest Territories (GNWT) has signed a multi year funding agreement with CanNor for the Wind Farm Design and Engineering Feasibility for a high penetration, utility-integrated, wind turbine project in Inuvik.

Gwich'in Land Claim Implementation (5) - Under the terms of a 10-year Bilateral Funding Agreement between Crown-Indigenous Relations and Northern Affairs Canada (CIRNAC) and the GNWT, CIRNAC will provide funding to the GNWT to assist with Gwich'in implementation activities pursuant to the Gwich'in Implementation Plan.

Infrastructure

Work Performed on Behalf of Others

(Information Item)

Hay River Access Corridor (70) - The Department of Infrastructure has signed a Memorandum Of Understanding (MOU) with the Town of Hay River. This MOU approves the Department to incur expenditures on behalf of the town for the maintenance of 5.2 kilometers of road known as the Hay River Corridor. The Town will reimburse the Department for cost of this maintenance.

Hold Baggage System - Yellowknife Airport (93) - An agreement with the airlines to have Yellowknife Airport's janitorial staff assist with baggage un-jamming.

National Safety Code (153) - On behalf of Transport Canada, this agreement provides funding for the monitoring and enforcement of standards under the National Safety Code (NSC) with respect to commercial motor carriers. The Standard Funding Agreement supports the delivery function of the NSC program in the NWT.

Responsible Energy Approach for Community Heat and Electricity (200) - The GNWT has signed a funding agreement with CIRNAC for a number of Energy Projects including: community wood stoves, Wha Ti solar energy for seniors housing complex, a solar energy power system in Tulita, and wind diesel feasibility in Sachs Harbour and Norman Wells.

Royal Canadian Mounted Police (8,000) - Through a Memorandum of Agreement (MOA) with the RCMP, the Department of Infrastructure will provide maintenance and utility management services along with minor project management services for commercial and residential properties in the Northwest Territories. This MOA will be in effect until mutually renewed, amended or terminated.

Sahtu Land Claim Implementation (5) - Under the terms of a 10-year Bilateral Funding Agreement between CIRNAC and the GNWT, CIRNAC will provide funding to the GNWT to assist with Sahtu implementation activities pursuant to the Sahtu Implementation Plan.

Tłıchǫ Agreement Implementation (46) - Under the terms of a 10-year Bilateral Funding Agreement between CIRNAC and the GNWT, CIRNAC will provide funding to the GNWT to assist with Tłıchǫ implementation activities pursuant to the Tłıchǫ Implementation Plan.

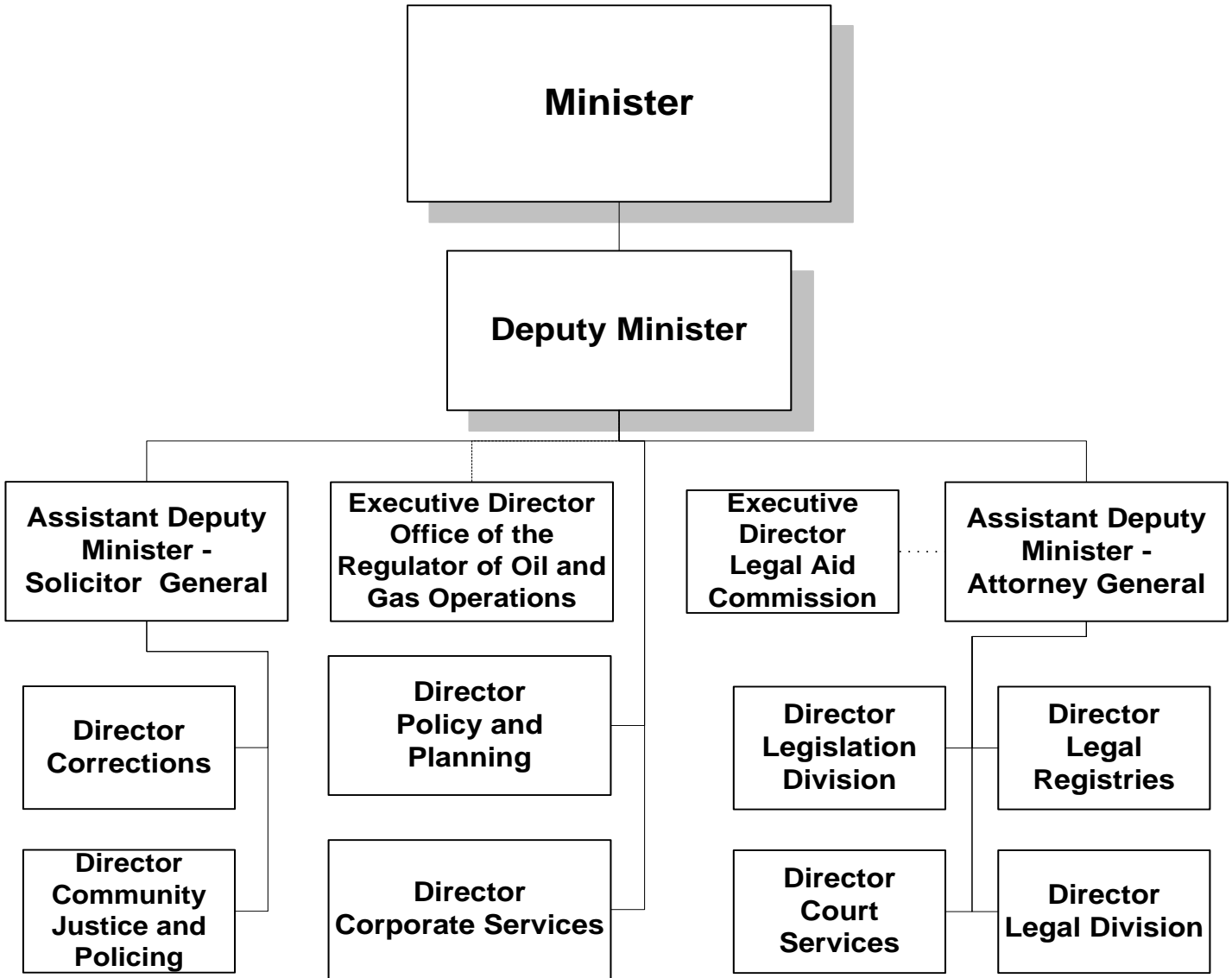
The Alberta Road Maintenance (506) - The Alberta Road Maintenance program is for the maintenance of 50.9 kilometers of highway in northern Alberta. This road is a continuation of NWT Highway #5 in the Fort Smith area connecting to the community of Fort Fitzgerald and the Wood Buffalo National Park Highway system. The Department has a Memorandum of Understanding with the Regional Municipality of Wood Buffalo, (Fort McMurray), to maintain the Fort Fitzgerald road and the Regional Municipality of Wood Buffalo pays for the work.

Wood Buffalo National Park (1,550) - An Agreement with Parks Canada for the maintenance of approximately 117 km of Highway #5 within the Wood Buffalo National Park.

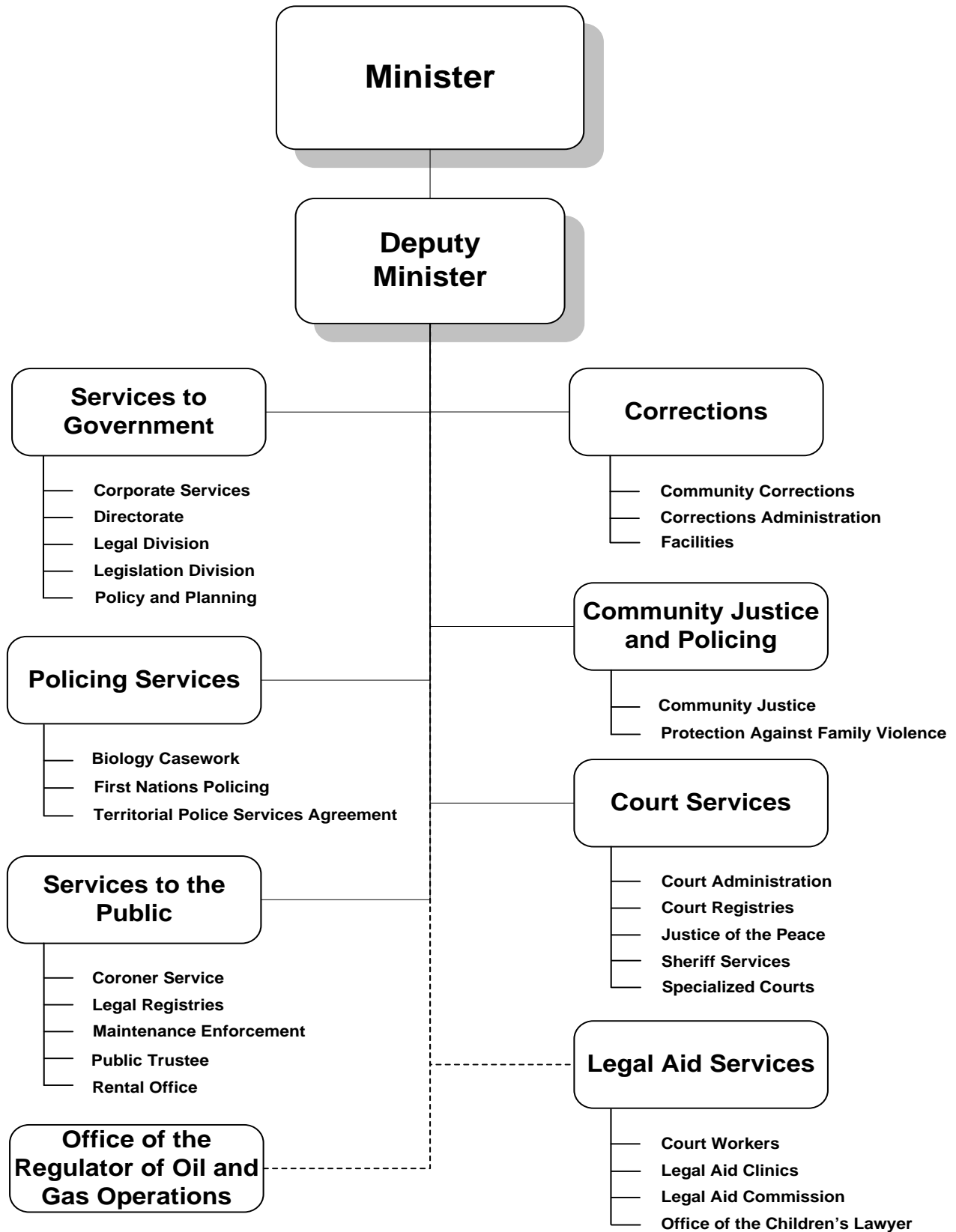
This page intentionally left blank

Justice

Justice
Organizational Chart



Justice
Accounting Structure Chart

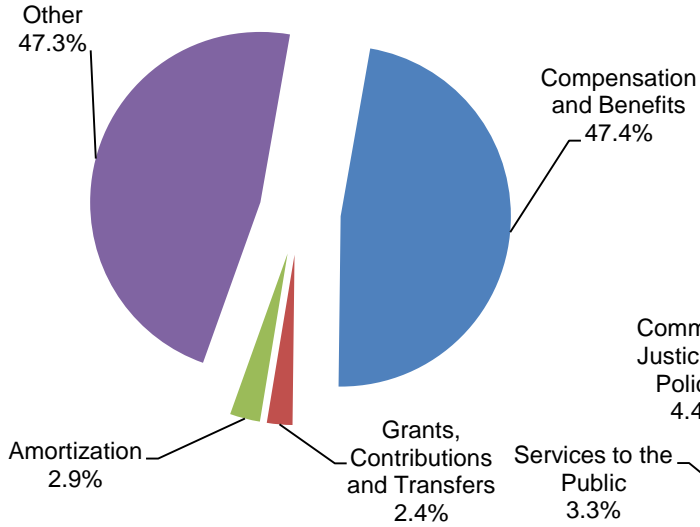


Justice

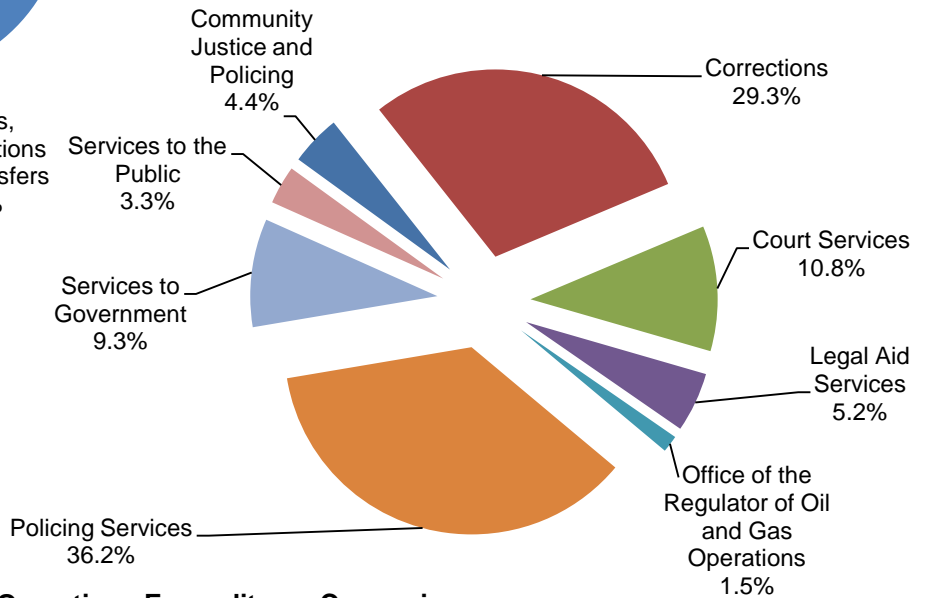
Graphs

Operations Expenditures

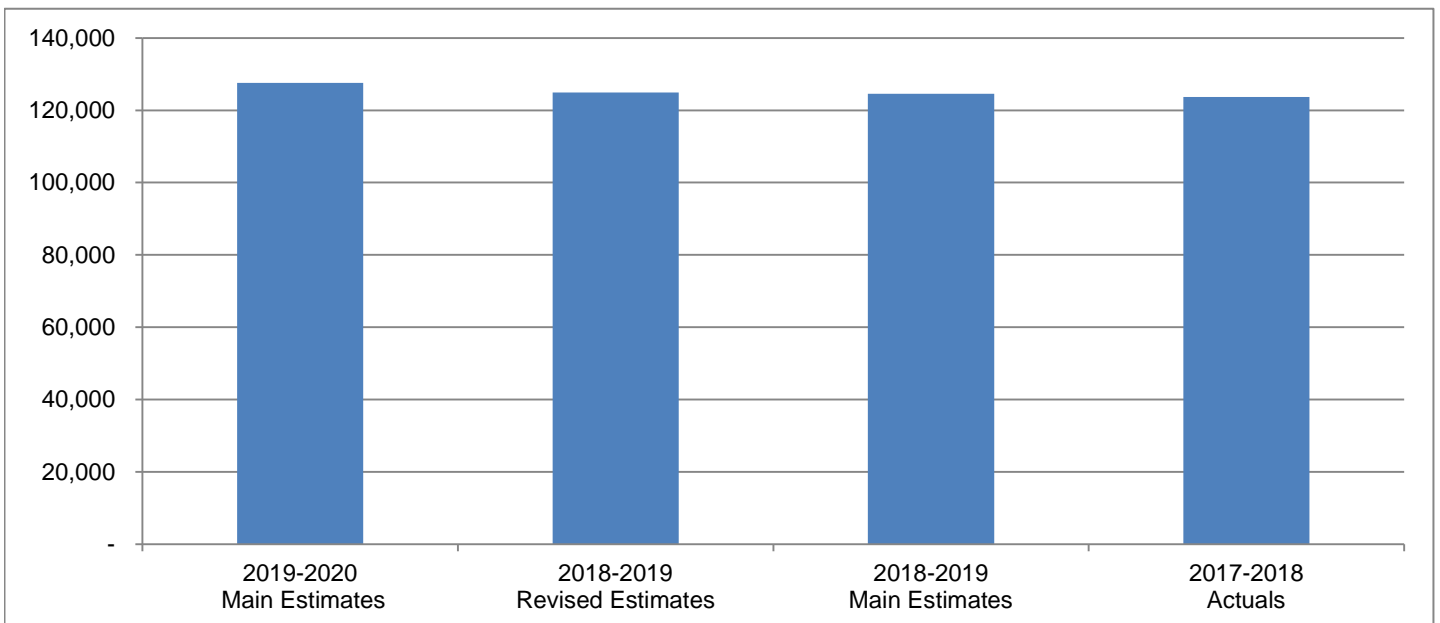
By Expenditure Category



By Activity



**Operations Expenditures Comparison
(thousands of dollars)**



Justice

The Minister and the Department of Justice have the mandate for the administration of justice in the Northwest Territories (NWT), including policing and corrections. This mandate will be carried out in a manner which respects community and Indigenous values and encourages communities to assume increasing responsibilities.

(thousands of dollars)

	2019-2020 Main Estimates	2018-2019 Revised Estimates	2018-2019 Main Estimates	2017-2018 Actuals
Activity				
Community Justice and Policing	5,547	5,520	5,445	4,903
Corrections	37,421	36,789	36,789	35,941
Court Services	13,790	13,646	13,646	14,320
Legal Aid Services	6,571	6,241	6,241	6,562
Office of the Regulator of Oil and Gas Operations	1,874	1,869	1,869	1,175
Policing Services	46,257	45,052	44,916	44,464
Services to Government	11,908	11,587	11,416	12,004
Services to the Public	4,249	4,255	4,255	4,314
	127,617	124,959	124,577	123,683
Expenditure Category				
Compensation and Benefits	60,504	59,918	59,677	59,636
Grants, Contributions and Transfers	3,079	3,079	3,079	2,804
Amortization	3,650	2,654	2,654	2,249
Chargebacks	1,622	1,602	1,602	1,978
Computer Hardware and Software	96	98	96	156
Contract Services	49,512	48,476	48,340	47,414
Controllable Assets	48	48	48	392
Fees and Payments	2,493	2,493	2,493	2,296
Materials and Supplies	2,627	2,605	2,602	2,337
Purchased Services	1,150	1,150	1,150	1,109
Travel	2,763	2,763	2,763	3,240
Utilities	73	73	73	55
Valuation Allowances	-	-	-	17
	127,617	124,959	124,577	123,683
Total Revenues	16,218	15,468	14,006	20,920
Total Active Positions	453		448	
Infrastructure Investment	4,341	23,329	4,892	9,418

Justice
Revenue Summary

(Information Item)

(thousands of dollars)

	2019-2020 Main Estimates	2018-2019 Revised Estimates	2018-2019 Main Estimates	2017-2018 Actuals
Transfer Payments				
Access to Justice	2,566	2,489	2,489	1,836
Canadian Family Justice Fund	201	201	-	181
Capacity Building for Enforcement of Drug Impaired Driving	286	211	-	-
Drug Treatment Court Funding Program	100	-	-	-
Enhancing Victim Services	750	750	750	750
Indigenous Justice Program	316	316	316	480
Intensive Rehabilitative Custody and Supervision	300	300	300	300
Youth Justice Services	2,445	2,447	2,447	2,445
	6,964	6,714	6,302	5,992
General				
<i>Regulatory Revenue</i>				
Access to Information and Protection of Privacy Fees	4	4	4	-
Court Fees and Fines	700	700	700	778
Land Title and Legal Registries Fees	6,150	5,650	4,600	5,706
Maintenance Enforcement Program Attachment Costs	12	12	12	11
Public Trustee Fees	130	130	130	121
Rental Office Fees	57	57	57	40
Operators Licenses	1	1	1	-
<i>Lease</i>	-	-	-	5
<i>Program</i>				
Air Charter Recoveries	153	153	153	157
Young Offenders Special Allowance	5	5	5	6
Nunavut Exchanges of Services	900	900	900	1,216
Community Parole	15	15	15	10
Federal Exchange of Services	1,000	1,000	1,000	1,436
Legal Aid Repayments	20	20	20	26
Contract Management Committee Provincial Territorial Secretariat	100	100	100	98
Inmate Recoveries	7	7	7	7
<i>Service and Miscellaneous</i>				
Sale of Publications	-	-	-	3
Land Titles Assurance Fund Transfer	-	-	-	4,538
<i>Recovery of Prior Years' Expenses</i>	-	-	-	770
	9,254	8,754	7,704	14,928
	16,218	15,468	14,006	20,920

Justice

Active Position Summary

(Information Item)

Activity	2019-2020				2018-2019			
	Full Time	Part Time	Seasonal	Total	Full Time	Part Time	Seasonal	Total
Activity								
Community Justice and Policing	12	-	-	12	11	-	-	11
Corrections	246	-	-	246	246	-	-	246
Court Services	63	-	-	63	63	-	-	63
Legal Aid Services	36	-	-	36	34	-	-	34
Office of the Regulator of Oil And Gas Operations	6	-	-	6	6	-	-	6
Policing Services	-	-	-	-	-	-	-	-
Services to Government	60	-	-	60	58	-	-	58
Services to the Public	29	1	-	30	29	1	-	30
	452	1	-	453	447	1	-	448
Regional Allocation								
Headquarters	82	-	-	82	80	-	-	80
North Slave	246	1	-	247	243	1	-	244
Tłı̄chǫ	3	-	-	3	3	-	-	3
South Slave	101	-	-	101	101	-	-	101
Dehcho	6	-	-	6	6	-	-	6
Sahtu	5	-	-	5	5	-	-	5
Beaufort Delta	9	-	-	9	9	-	-	9
	452	1	-	453	447	1	-	448
Community Allocation								
Headquarters	82	-	-	82	80	-	-	80
Regional Offices	361	1	-	362	358	1	-	359
Other	9	-	-	9	9	-	-	9
	452	1	-	453	447	1	-	448

Full Time and Part Time positions may be indeterminate positions with no end date of employment or for a fixed term. Regional Offices include positions located in Yellowknife Regional Offices (North Slave), Fort Smith, Hay River, Fort Simpson, Norman Wells and Inuvik.

Justice

Community Justice and Policing

Activity Description

The Community Justice and Policing Division provides support to communities to develop and implement sustainable local justice programming in the areas of restorative justice, victim services, community policing and crime prevention. This includes formal diversions from the traditional justice system, and support for the use of alternative measures for adults and youth. The Division also has the lead on the GNWT Integrated Case Management (ICM) pilot project, provides supports under the *Protection Against Family Violence Act* and works closely with the RCMP on policing priorities and community safety initiatives.

Justice

Community Justice and Policing

Operations Expenditure Summary

(thousands of dollars)

	2019-2020 Main Estimates	2018-2019 Revised Estimates	2018-2019 Main Estimates	2017-2018 Actuals
Program Detail				
Community Justice	5,013	4,986	4,911	4,483
Protection Against Family Violence	534	534	534	420
	5,547	5,520	5,445	4,903
Expenditure Category				
Compensation and Benefits	1,629	1,576	1,506	1,646
Grants, Contributions and Transfers	2,891	2,891	2,891	2,794
Amortization	-	26	26	-
Computer Hardware and Software	4	6	4	5
Contract Services	672	672	672	109
Controllable Assets	-	-	-	5
Fees and Payments	34	34	34	151
Materials and Supplies	103	101	98	33
Purchased Services	110	110	110	12
Travel	104	104	104	146
Utilities	-	-	-	2
	5,547	5,520	5,445	4,903

Justice

Community Justice and Policing

Grants, Contributions and Transfers

(thousands of dollars)

	2019-2020 Main Estimates	2018-2019 Revised Estimates	2018-2019 Main Estimates	2017-2018 Actuals
Contributions				
Community Justice Committees and Projects	1,818	1,818	1,818	1,721
Victims Assistance Support Projects	968	968	968	968
YWCA of Yellowknife	105	105	105	105
Total Contributions	2,891	2,891	2,891	2,794

Descriptions of Contributions

Community Justice Committees and Projects (1,818) - Contributions are provided for Community Justice projects that promote and encourage the participation of communities in the justice system and the development and implementation of community-based alternatives to the formal justice system.

Victims Assistance Support Projects (968) - Contributions are provided for the development or enhancement of community based and culturally relevant programs and projects which support or directly benefit victims of crime.

YWCA of Yellowknife (105) - Funding provided to the YWCA in their role as "designate" under the *Protection Against Family Violence Act*.

Justice

Community Justice and Policing

Active Positions (Information Item)

	2019-2020				2018-2019			
	Full Time	Part Time	Seasonal	Total	Full Time	Part Time	Seasonal	Total
Regional Allocation								
Headquarters	2	-	-	2	2	-	-	2
North Slave	10	-	-	10	9	-	-	9
Tłıchǫ	-	-	-	-	-	-	-	-
South Slave	-	-	-	-	-	-	-	-
Dehcho	-	-	-	-	-	-	-	-
Sahtu	-	-	-	-	-	-	-	-
Beaufort Delta	-	-	-	-	-	-	-	-
	12	-	-	12	11	-	-	11
Community Allocation								
Headquarters	2	-	-	2	2	-	-	2
Regional Offices	10	-	-	10	9	-	-	9
Other	-	-	-	-	-	-	-	-
	12	-	-	12	11	-	-	11

Full Time and Part Time positions may be indeterminate positions with no end date of employment or for a fixed term. Regional Offices include positions located in Yellowknife Regional Offices (North Slave), Fort Smith, Hay River, Fort Simpson, Norman Wells and Inuvik.

Justice

Corrections

Activity Description

The Corrections Service provides safe custody and supervision of adult and youth offenders. This is achieved through the operation of correctional facilities and the supervision of offenders sentenced to community based orders such as conditional sentences and probation orders. The Corrections Service also delivers culturally relevant programs to support offender rehabilitation and reintegration, including input and support of Elders, the Traditional Liaison officers and First Nations staff.

Justice

Corrections

Operations Expenditure Summary

(thousands of dollars)

	2019-2020 Main Estimates	2018-2019 Revised Estimates	2018-2019 Main Estimates	2017-2018 Actuals
Program Detail				
Community Corrections	4,668	4,665	4,665	4,535
Corrections Administration	5,031	4,426	4,426	3,808
Facilities	27,722	27,698	27,698	27,598
	37,421	36,789	36,789	35,941
Expenditure Category				
Compensation and Benefits	30,580	30,548	30,548	30,302
Grants, Contributions and Transfers	179	179	179	-
Amortization	2,909	2,009	2,009	1,804
Computer Hardware and Software	-	-	-	47
Contract Services	519	819	819	695
Controllable Assets	-	-	-	200
Fees and Payments	451	451	451	187
Materials and Supplies	1,892	1,892	1,892	1,718
Purchased Services	302	302	302	263
Travel	532	532	532	666
Utilities	57	57	57	44
Valuation Allowances	-	-	-	15
	37,421	36,789	36,789	35,941

**Justice
Corrections**

Grants, Contributions and Transfers

(thousands of dollars)

	2019-2020 Main Estimates	2018-2019 Revised Estimates	2018-2019 Main Estimates	2017-2018 Actuals
Contributions				
Offender Reintegration	179	179	179	-

Descriptions of Contributions

Offender Reintegration (179) - Contribution funding available for therapeutic community partners for offender reintegration activities.

Justice

Corrections

Active Positions (Information Item)

	2019-2020				2018-2019			
	Full Time	Part Time	Seasonal	Total	Full Time	Part Time	Seasonal	Total
Regional Allocation								
Headquarters	10	-	-	10	10	-	-	10
North Slave	127	-	-	127	127	-	-	127
Tłıchǫ	2	-	-	2	2	-	-	2
South Slave	91	-	-	91	91	-	-	91
Dehcho	5	-	-	5	5	-	-	5
Sahtu	4	-	-	4	4	-	-	4
Beaufort Delta	7	-	-	7	7	-	-	7
	246	-	-	246	246	-	-	246
Community Allocation								
Headquarters	10	-	-	10	10	-	-	10
Regional Offices	228	-	-	228	228	-	-	228
Other	8	-	-	8	8	-	-	8
	246	-	-	246	246	-	-	246

Full Time and Part Time positions may be indeterminate positions with no end date of employment or for a fixed term. Regional Offices include positions located in Yellowknife Regional Offices (North Slave), Fort Smith, Hay River, Fort Simpson, Norman Wells and Inuvik.

Justice

Court Services

Activity Description

The NWT has four levels of court which collectively represent the judicial branch of government: Court of Appeal, Supreme Court, Territorial Court and Justice of the Peace Court. The courts are independent of the executive (GNWT departments/boards) and legislative (Legislative Assembly) branches of government. The Court Services Division is responsible for providing administrative support to the courts through the Court Registry, and the Sheriff's Office. These support services ensure courts are accessible, impartial and timely. The Division is also responsible for family law services, including mediation and the Parenting After Separation Program.

Justice

Court Services

Operations Expenditure Summary

(thousands of dollars)

	2019-2020 Main Estimates	2018-2019 Revised Estimates	2018-2019 Main Estimates	2017-2018 Actuals
Program Detail				
Court Administration	1,007	870	870	1,146
Court Registries	9,490	9,484	9,484	10,025
Justice of the Peace	584	584	584	625
Sheriff Services	1,872	1,871	1,871	1,907
Specialized Courts	837	837	837	617
	13,790	13,646	13,646	14,320
Expenditure Category				
Compensation and Benefits	10,009	9,999	9,999	9,555
Amortization	623	489	489	366
Computer Hardware and Software	7	7	7	11
Contract Services	523	523	523	1,383
Controllable Assets	38	38	38	141
Fees and Payments	655	655	655	354
Materials and Supplies	305	305	305	339
Purchased Services	305	305	305	457
Travel	1,312	1,312	1,312	1,708
Utilities	13	13	13	6
	13,790	13,646	13,646	14,320

Justice

Court Services

Active Positions (Information Item)

	2019-2020				2018-2019			
	Full Time	Part Time	Seasonal	Total	Full Time	Part Time	Seasonal	Total
Regional Allocation								
Headquarters	2	-	-	2	2	-	-	2
North Slave	52	-	-	52	52	-	-	52
Tłıchǫ	-	-	-	-	-	-	-	-
South Slave	8	-	-	8	8	-	-	8
Dehcho	-	-	-	-	-	-	-	-
Sahtu	-	-	-	-	-	-	-	-
Beaufort Delta	1	-	-	1	1	-	-	1
	63	-	-	63	63	-	-	63
Community Allocation								
Headquarters	2	-	-	2	2	-	-	2
Regional Offices	61	-	-	61	61	-	-	61
Other	-	-	-	-	-	-	-	-
	63	-	-	63	63	-	-	63

Full Time and Part Time positions may be indeterminate positions with no end date of employment or for a fixed term. Regional Offices include positions located in Yellowknife Regional Offices (North Slave), Fort Smith, Hay River, Fort Simpson, Norman Wells and Inuvik.

Justice

Legal Aid Services

Activity Description

The Legal Aid Commission (the Commission) is established under the *Legal Aid Act*, and is responsible for ensuring that all eligible persons in the NWT receive legal aid. The Commission provides legal services for legal aid outreach, most criminal and family law matters, and some civil cases unrelated to family law. It determines eligibility for legal aid in accordance with the parameters established by the *Legal Aid Act*, the *Legal Aid Regulations*, and the policies and guidelines of the Commission. The Commission is also responsible for the court worker program, public legal education, and the provision of administrative supervision to the Office of the Children's Lawyer.

Justice

Legal Aid Services

Operations Expenditure Summary

(thousands of dollars)

	2019-2020 Main Estimates	2018-2019 Revised Estimates	2018-2019 Main Estimates	2017-2018 Actuals
Program Detail				
Court Workers	1,183	1,183	1,183	985
Legal Aid Clinics	2,936	2,735	2,735	2,882
Legal Aid Commission	2,142	2,015	2,015	2,344
Office of the Children's Lawyer	310	308	308	351
	6,571	6,241	6,241	6,562
Expenditure Category				
Compensation and Benefits	4,688	4,373	4,373	4,465
Amortization	23	18	18	11
Computer Hardware and Software	10	10	10	21
Contract Services	180	180	180	179
Controllable Assets	-	-	-	14
Fees and Payments	1,030	1,030	1,030	1,342
Materials and Supplies	69	59	59	38
Purchased Services	44	44	44	59
Travel	527	527	527	433
	6,571	6,241	6,241	6,562

Justice
Legal Aid Services

Active Positions
(Information Item)

	2019-2020				2018-2019			
	Full Time	Part Time	Seasonal	Total	Full Time	Part Time	Seasonal	Total
Regional Allocation								
Headquarters	-	-	-	-	-	-	-	-
North Slave	30	-	-	30	28	-	-	28
Tłıchǫ	1	-	-	1	1	-	-	1
South Slave	2	-	-	2	2	-	-	2
Dehcho	1	-	-	1	1	-	-	1
Sahtu	1	-	-	1	1	-	-	1
Beaufort Delta	1	-	-	1	1	-	-	1
	36	-	-	36	34	-	-	34
Community Allocation								
Headquarters	-	-	-	-	-	-	-	-
Regional Offices	35	-	-	35	33	-	-	33
Other	1	-	-	1	1	-	-	1
	36	-	-	36	34	-	-	34

Full Time and Part Time positions may be indeterminate positions with no end date of employment or for a fixed term. Regional Offices include positions located in Yellowknife Regional Offices (North Slave), Fort Smith, Hay River, Fort Simpson, Norman Wells and Inuvik.

Justice

Office of the Regulator of Oil And Gas Operations

Activity Description

The Regulator of Oil and Gas Operations (Regulator) regulates onshore oil and gas operations in the NWT, outside of federal areas and the Inuvialuit Settlement Region, for the primary purposes of ensuring safety, environmental protection and the conservation of oil and gas resources. The Office of the Regulator of Oil and Gas Operations (OROGO) was established to support the Regulator. OROGO's responsibilities include conducting reviews of applications, regulating seismic and drilling operations, facility (including pipeline and well) regulation, inspection and compliance verification, and emergency response and investigation.

Justice

Office of the Regulator of Oil And Gas Operations

Operations Expenditure Summary

(thousands of dollars)

	2019-2020 Main Estimates	2018-2019 Revised Estimates	2018-2019 Main Estimates	2017-2018 Actuals
Expenditure Category				
Compensation and Benefits	876	871	871	969
Grants, Contributions and Transfers	-	-	-	5
Computer Hardware and Software	-	-	-	6
Contract Services	750	750	750	65
Controllable Assets	10	10	10	-
Fees and Payments	-	-	-	18
Materials and Supplies	50	50	50	25
Purchased Services	118	118	118	26
Travel	70	70	70	61
	1,874	1,869	1,869	1,175

Justice

Office of the Regulator of Oil And Gas Operations

Grants, Contributions and Transfers

(thousands of dollars)

	2019-2020 Main Estimates	2018-2019 Revised Estimates	2018-2019 Main Estimates	2017-2018 Actuals
Grants				
British Columbia Oil and Gas Commission	-	-	-	5

Descriptions of Grants

British Columbia Oil and Gas Commission - Western Regulators Forum facilitated workshop on common incident reporting requirements among western Canadian oil and gas jurisdictions.

Justice

Office of the Regulator of Oil And Gas Operations

Active Positions (Information Item)

	2019-2020				2018-2019			
	Full Time	Part Time	Seasonal	Total	Full Time	Part Time	Seasonal	Total
Regional Allocation								
Headquarters	6	-	-	6	6	-	-	6
North Slave	-	-	-	-	-	-	-	-
Tłı̨chǫ	-	-	-	-	-	-	-	-
South Slave	-	-	-	-	-	-	-	-
Dehcho	-	-	-	-	-	-	-	-
Sahtu	-	-	-	-	-	-	-	-
Beaufort Delta	-	-	-	-	-	-	-	-
	6	-	-	6	6	-	-	6
Community Allocation								
Headquarters	6	-	-	6	6	-	-	6
Regional Offices	-	-	-	-	-	-	-	-
Other	-	-	-	-	-	-	-	-
	6	-	-	6	6	-	-	6

Full Time and Part Time positions may be indeterminate positions with no end date of employment or for a fixed term. Regional Offices include positions located in Yellowknife Regional Offices (North Slave), Fort Smith, Hay River, Fort Simpson, Norman Wells and Inuvik.

Justice

Policing Services

Activity Description

The RCMP provides policing services for NWT communities through an agreement between the GNWT and the Government of Canada. Agreements also exist with Public Safety Canada to cost-share DNA testing and analysis as well as to support First Nations policing positions.

Justice

Policing Services

Operations Expenditure Summary

(thousands of dollars)

	2019-2020 Main Estimates	2018-2019 Revised Estimates	2018-2019 Main Estimates	2017-2018 Actuals
Program Detail				
Biology Casework	183	183	183	138
First Nations Policing	429	429	429	438
Territorial Police Services Agreement	45,645	44,440	44,304	43,888
	46,257	45,052	44,916	44,464
Expenditure Category				
Contract Services	46,257	45,052	44,916	44,464

Justice

Services to Government

Activity Description

Services to Government includes the corporate management activities of the Directorate, Policy and Planning, and Corporate Services Divisions. It also includes services provided to other GNWT departments, boards and agencies. Legal Division provides advice and representation to all GNWT departments and specified public agencies. GNWT bills and regulations are prepared by legislative drafters in Legislation Division, and legal translators prepare French versions of these instruments. The Access to Information and Protection of Privacy Shared Services Unit (within the Policy and Planning Division) provides advice and information to GNWT public bodies on the *Access to Information and Protection of Privacy Act*.

Justice

Services to Government

Operations Expenditure Summary

(thousands of dollars)

	2019-2020 Main Estimates	2018-2019 Revised Estimates	2018-2019 Main Estimates	2017-2018 Actuals
Program Detail				
Corporate Services	3,156	3,000	3,000	3,150
Directorate	1,248	1,411	1,240	1,683
Legal Division	4,112	4,072	4,072	3,936
Legislation Division	1,718	1,701	1,701	1,601
Policy and Planning	1,674	1,403	1,403	1,634
	11,908	11,587	11,416	12,004
Expenditure Category				
Compensation and Benefits	9,280	9,116	8,945	9,217
Grants, Contributions and Transfers	9	9	9	5
Amortization	1	5	5	5
Chargebacks	1,622	1,602	1,602	1,978
Computer Hardware and Software	75	75	75	31
Contract Services	375	244	244	173
Controllable Assets	-	-	-	22
Fees and Payments	110	110	110	182
Materials and Supplies	145	135	135	112
Purchased Services	152	152	152	131
Travel	136	136	136	145
Utilities	3	3	3	1
Valuation Allowances	-	-	-	2
	11,908	11,587	11,416	12,004

Justice

Services to Government

Grants, Contributions and Transfers

(thousands of dollars)

	2019-2020 Main Estimates	2018-2019 Revised Estimates	2018-2019 Main Estimates	2017-2018 Actuals
Grants				
National Justice Issues	9	9	9	5

Descriptions of Grants

National Justice Issues (9) - Grants to organizations working toward improving the Canadian Justice System.

Justice

Services to Government

Active Positions (Information Item)

	2019-2020				2018-2019			
	Full Time	Part Time	Seasonal	Total	Full Time	Part Time	Seasonal	Total
Regional Allocation								
Headquarters	60	-	-	60	58	-	-	58
North Slave	-	-	-	-	-	-	-	-
Tłıchǫ	-	-	-	-	-	-	-	-
South Slave	-	-	-	-	-	-	-	-
Dehcho	-	-	-	-	-	-	-	-
Sahtu	-	-	-	-	-	-	-	-
Beaufort Delta	-	-	-	-	-	-	-	-
	60	-	-	60	58	-	-	58
Community Allocation								
Headquarters	60	-	-	60	58	-	-	58
Regional Offices	-	-	-	-	-	-	-	-
Other	-	-	-	-	-	-	-	-
	60	-	-	60	58	-	-	58

Full Time and Part Time positions may be indeterminate positions with no end date of employment or for a fixed term. Regional Offices include positions located in Yellowknife Regional Offices (North Slave), Fort Smith, Hay River, Fort Simpson, Norman Wells and Inuvik.

Justice

Services to the Public

Activity Description

Services to the Public includes a number of programs and services that are accessible to all residents, including services available from the following:

Public Trustee's Office;

Coroner Service;

Legal Registries (Land Titles Office; corporation, partnership, business name, cooperative association and society registration; personal property registration, regulation of securities trading, registration of notaries public and commissioners for oaths);

Maintenance Enforcement; and

Rental Office

Justice

Services to the Public

Operations Expenditure Summary

(thousands of dollars)

	2019-2020 Main Estimates	2018-2019 Revised Estimates	2018-2019 Main Estimates	2017-2018 Actuals
Program Detail				
Coroner's Office	706	706	706	956
Legal Registries	1,978	1,973	1,973	1,759
Maintenance Enforcement	821	821	821	951
Public Trustee	511	522	522	393
Rental Office	233	233	233	255
	4,249	4,255	4,255	4,314
Expenditure Category				
Compensation and Benefits	3,442	3,435	3,435	3,482
Amortization	94	107	107	63
Computer Hardware and Software	-	-	-	35
Contract Services	236	236	236	346
Controllable Assets	-	-	-	10
Fees and Payments	213	213	213	62
Materials and Supplies	63	63	63	72
Purchased Services	119	119	119	161
Travel	82	82	82	81
Utilities	-	-	-	2
	4,249	4,255	4,255	4,314

Justice

Services to the Public

Active Positions (Information Item)

	2019-2020				2018-2019			
	Full Time	Part Time	Seasonal	Total	Full Time	Part Time	Seasonal	Total
Regional Allocation								
Headquarters	2	-	-	2	2	-	-	2
North Slave	27	1	-	28	27	1	-	28
Tłıchǫ	-	-	-	-	-	-	-	-
South Slave	-	-	-	-	-	-	-	-
Dehcho	-	-	-	-	-	-	-	-
Sahtu	-	-	-	-	-	-	-	-
Beaufort Delta	-	-	-	-	-	-	-	-
	29	1	-	30	29	1	-	30
Community Allocation								
Headquarters	2	-	-	2	2	-	-	2
Regional Offices	27	1	-	28	27	1	-	28
Other	-	-	-	-	-	-	-	-
	29	1	-	30	29	1	-	30

Full Time and Part Time positions may be indeterminate positions with no end date of employment or for a fixed term. Regional Offices include positions located in Yellowknife Regional Offices (North Slave), Fort Smith, Hay River, Fort Simpson, Norman Wells and Inuvik.

Justice

Victims Assistance Fund

(Information Item)

The *Victims of Crime Act* established the Victims Assistance Fund as a Special Purpose Fund. The fund provides support for community based projects and activities that provide services and assistance to victims of crime.

(thousands of dollars)

	2019-2020 Main Estimates	2018-2019 Revised Estimates	2018-2019 Main Estimates	2017-2018 Actuals
OPERATING RESULTS				
Income				
Revenue	160	160	160	156
Expenses				
Contributions	110	110	110	98
Annual Surplus (Deficit)	50	50	50	58
Accumulated Surplus (Deficit), beginning of year	309	259	259	201
Accumulated Surplus (Deficit), end of year	359	309	309	259

Justice

Proceeds of Crime Fund

(Information Item)

The Federal *Seized Property Management Act* and associated *Forfeited Property Sharing Regulations* allow for the sharing of proceeds where the Northwest Territories has participated in criminal investigations. The funds are utilized for activities relating to crime prevention and drug prevention education.

(thousands of dollars)

	2019-2020 Main Estimates	2018-2019 Revised Estimates	2018-2019 Main Estimates	2017-2018 Actuals
OPERATING RESULTS				
Income				
Revenue	<u>5</u>	<u>5</u>	<u>5</u>	<u>59</u>
Expenses				
Contributions	<u>60</u>	<u>60</u>	<u>60</u>	<u>5</u>
Annual Surplus (Deficit)	(55)	(55)	(55)	54
Accumulated Surplus (Deficit), beginning of year	210	265	265	211
Accumulated Surplus (Deficit), end of year	<u>155</u>	<u>210</u>	<u>210</u>	<u>265</u>

Justice

Work Performed on Behalf of Others

(Information Item)

(thousands of dollars)

Items	2019-2020 Main Estimates	2018-2019 Revised Estimates	2018-2019 Main Estimates	2017-2018 Actuals
Building a Northern Evidence-Based Approach to Crime Prevention	-	100	-	245
Estates Clerk	180	180	180	179
Family Information Liaison Unit	285	285	285	285
Gwich'in Land Claim Implementation	23	23	23	24
Provision of Assistance for Court Ordered Counsel	40	40	40	25
Public Trustee Conference	-	12	-	-
Sahtu Land Claim Implementation	23	23	23	24
Tłıchǫ Agreement Implementation Funding	92	92	92	48
	643	755	643	830

Descriptions of Work Performed on Behalf of Others

Building a Northern Evidence Based Approach to Crime Prevention - An agreement with the Government of Canada which provides federal funding to support the three territorial governments working together on best approaches to crime prevention.

Estates Clerk (180) - On behalf of Crown-Indigenous Relations and Northern Affairs Canada (CIRNAC), the Government of the Northwest Territories (GNWT) administers estates of Indigenous persons.

Family Information Liaison Unit (285) - An agreement for the purpose of establishing a Family Liaison Unit to gather information and support families participating in the National Inquiry into Missing and Murdered Indigenous Women and Girls.

Gwich'in Land Claim Implementation (23) - Under the terms of a 10-year Bilateral Funding Agreement between CIRNAC and the GNWT, CIRNAC will provide funding to the GNWT to assist with Gwich'in implementation activities pursuant to the Gwich'in Implementation Plan.

Provision of Assistance for Court Ordered Counsel (40) - An agreement for the purpose of having the Legal Aid Commission manage court-ordered counsel on behalf of the Government of Canada.

Public Trustee Conference - The National Association of Public Trustees and Guardians Conference was held in Yellowknife June 3 to 6, 2018.

Sahtu Land Claim Implementation (23) - Under the terms of a 10-year Bilateral Funding Agreement between CIRNAC and the GNWT, CIRNAC will provide funding to the GNWT to assist with Sahtu implementation activities pursuant to the Sahtu Implementation Plan.

Justice

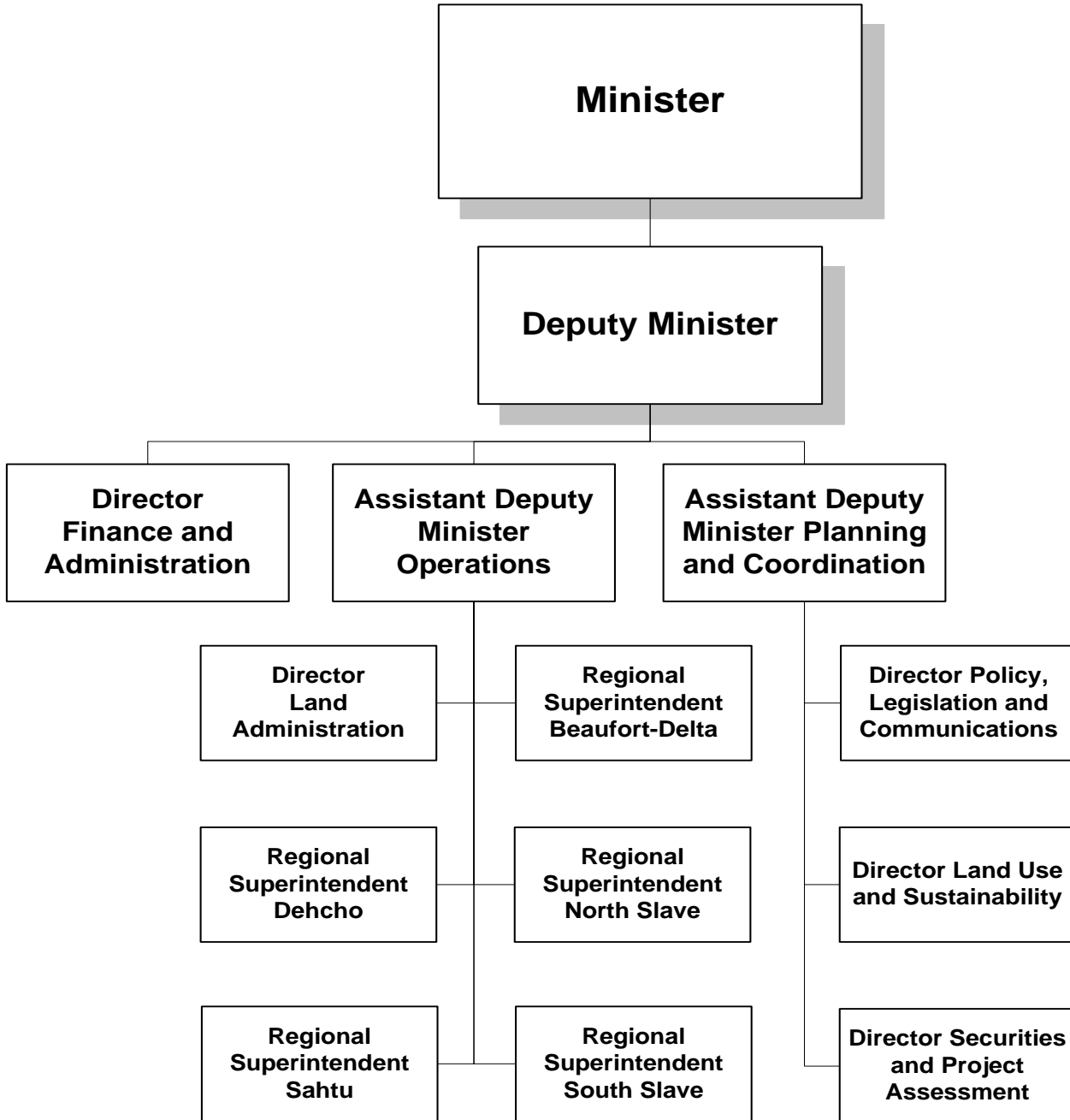
Work Performed on Behalf of Others

(Information Item)

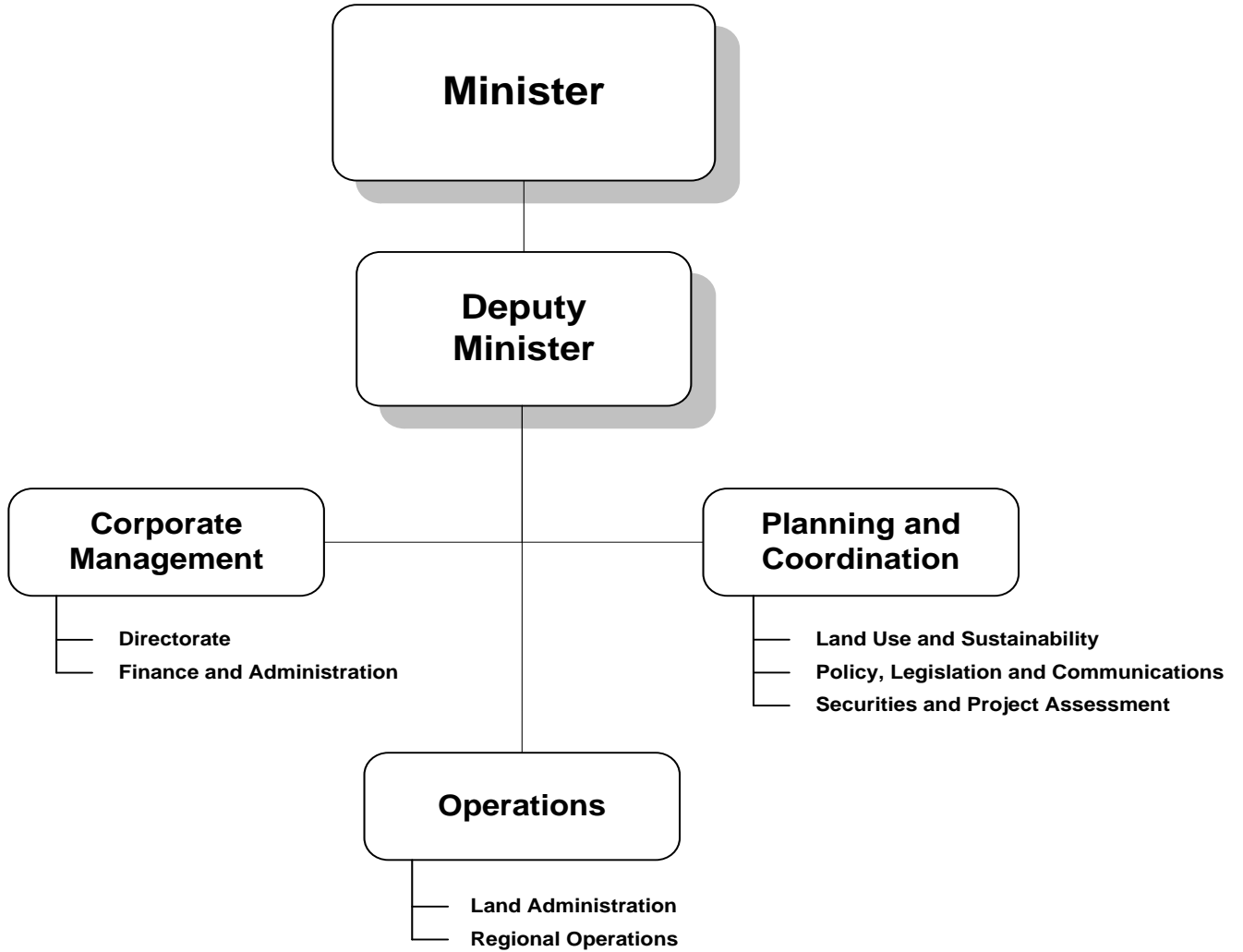
Tłıchǫ Agreement Implementation Funding (92) - Under the terms of a 10-year Bilateral Funding Agreement between CIRNAC and the GNWT, CIRNAC will provide funding to the GNWT to assist with Tłıchǫ implementation activities pursuant to the Tłıchǫ Implementation Plan.

Lands

Lands
Organizational Chart



Lands
Accounting Structure Chart

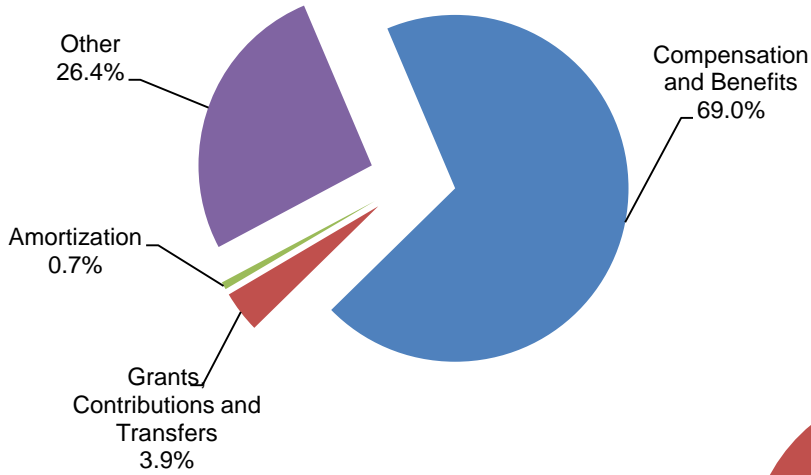


Lands

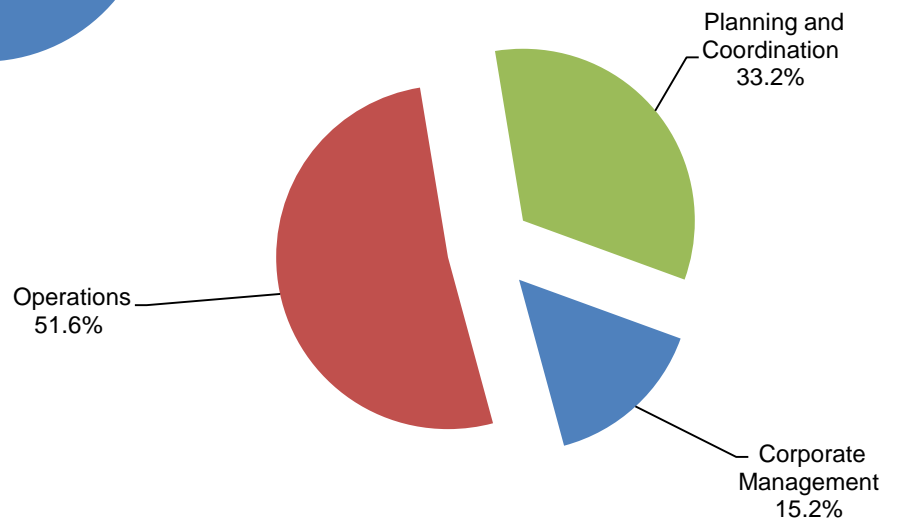
Graphs

Operations Expenditures

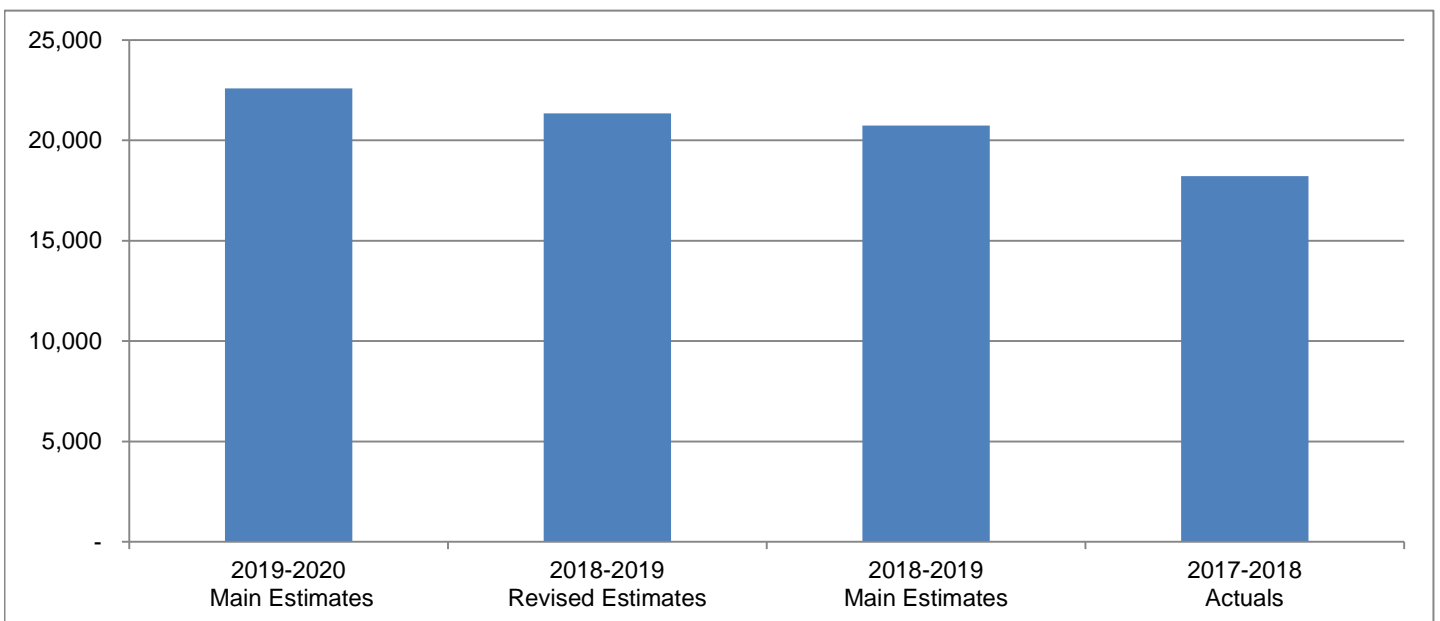
By Expenditure Category



By Activity



**Operations Expenditures Comparison
(thousands of dollars)**



Lands

The mandate of the Department of Lands is to manage, administer and plan for the sustainable use of public land in the Northwest Territories in a fair and transparent manner that reflects the interests of the people of the Northwest Territories.

	(thousands of dollars)			
	2019-2020 Main Estimates	2018-2019 Revised Estimates	2018-2019 Main Estimates	2017-2018 Actuals
Activity				
Corporate Management	3,446	3,175	3,133	2,952
Operations	11,654	11,322	10,758	9,638
Planning and Coordination	7,484	6,851	6,846	5,623
	22,584	21,348	20,737	18,213
Expenditure Category				
Compensation and Benefits	15,592	15,005	14,719	13,995
Grants, Contributions and Transfers	873	570	570	763
Amortization	159	174	174	109
Chargebacks	586	578	555	570
Computer Hardware and Software	-	-	-	41
Contract Services	2,055	2,040	1,874	548
Controllable Assets	397	159	159	441
Fees and Payments	383	378	376	202
Materials and Supplies	599	573	563	233
Purchased Services	247	247	247	246
Travel	1,558	1,489	1,365	850
Utilities	135	135	135	43
Valuation Allowances	-	-	-	172
	22,584	21,348	20,737	18,213
Total Revenues	3,253	2,770	2,770	2,865
Total Active Positions	118		111	
Infrastructure Investment	932	1,692	1,623	683

Lands
Revenue Summary

(Information Item)

(thousands of dollars)

	2019-2020 Main Estimates	2018-2019 Revised Estimates	2018-2019 Main Estimates	2017-2018 Actuals
Transfer Payments				
Surface Rights Board	303	-	-	-
Non-renewable Resource Revenue				
Quarry Royalties	180	180	180	122
General				
<i>Regulatory Revenues</i>	20	20	20	18
<i>Interest Revenue</i>	-	-	-	16
<i>Lease</i>	2,750	2,570	2,570	2,336
<i>Service and Miscellaneous</i>				
Land sales	-	-	-	163
<i>Recovery of Prior Years' Expenses</i>	-	-	-	210
	2,770	2,590	2,590	2,743
	3,253	2,770	2,770	2,865

Lands

Active Position Summary

(Information Item)

Activity	2019-2020				2018-2019			
	Full Time	Part Time	Seasonal	Total	Full Time	Part Time	Seasonal	Total
Activity								
Corporate Management	13	-	-	13	13	-	-	13
Operations	71	-	-	71	66	-	-	66
Planning and Coordination	34	-	-	34	32	-	-	32
	118	-	-	118	111	-	-	111
Regional Allocation								
Headquarters	71	-	-	71	67	-	-	67
North Slave	14	-	-	14	13	-	-	13
Tłı̨chǫ	1	-	-	1	-	-	-	-
South Slave	10	-	-	10	11	-	-	11
Dehcho	7	-	-	7	6	-	-	6
Sahtu	6	-	-	6	6	-	-	6
Beaufort Delta	9	-	-	9	8	-	-	8
	118	-	-	118	111	-	-	111
Community Allocation								
Headquarters	71	-	-	71	67	-	-	67
Regional Offices	47	-	-	47	44	-	-	44
Other	-	-	-	-	-	-	-	-
	118	-	-	118	111	-	-	111

Full Time and Part Time positions may be indeterminate positions with no end date of employment or for a fixed term. Regional Offices include positions located in Yellowknife Regional Offices (North Slave), Fort Smith, Hay River, Fort Simpson, Norman Wells and Inuvik.

Lands

Corporate Management

Activity Description

The Directorate includes the Deputy Minister, Assistant Deputy Minister of Planning and Coordination, Assistant Deputy Minister of Operations, Senior Advisor to the Deputy Minister and Senior Administrative Coordinator. It guides the execution of directions from the Minister, Cabinet and the Legislative Assembly. The Directorate provides leadership, management and strategic planning for the senior management team and the department, including human and financial resources. The Directorate is accountable, and provides strategic advice to the Minister.

The Finance and Administration Division provides financial planning, financial management and administrative advice and services across the department and its regional offices including: internal controls, financial processes, oversight and internal audit of procurements and contracts and contributions, budget development, Financial Management Board submissions, expenditure and revenue monitoring, financial analysis including compliance with legislation, regulations and policies, and financial and human resource reporting, and audits.

Lands

Corporate Management

Operations Expenditure Summary

(thousands of dollars)

	2019-2020 Main Estimates	2018-2019 Revised Estimates	2018-2019 Main Estimates	2017-2018 Actuals
Program Detail				
Directorate	1,401	1,148	1,134	1,266
Finance and Administration	2,045	2,027	1,999	1,686
	3,446	3,175	3,133	2,952
Expenditure Category				
Compensation and Benefits	1,922	1,922	1,905	2,048
Grants, Contributions and Transfers	303	-	-	-
Chargebacks	586	578	555	570
Computer Hardware and Software	-	-	-	3
Contract Services	205	255	255	55
Controllable Assets	-	-	-	15
Fees and Payments	14	14	14	71
Materials and Supplies	127	117	115	56
Purchased Services	190	190	190	84
Travel	99	99	99	50
	3,446	3,175	3,133	2,952

Lands

Corporate Management

Grants, Contributions and Transfers

(thousands of dollars)

	2019-2020 Main Estimates	2018-2019 Revised Estimates	2018-2019 Main Estimates	2017-2018 Actuals
Contributions				
Surface Rights Board	303	-	-	-

Descriptions of Contributions

Surface Rights Board (303) - Under the terms of a contribution funding agreement between Crown-Indigenous Relations and Northern Affairs Canada (CIRNAC) and the GNWT, CIRNAC will provide funding to the GNWT to fund the Surface Rights Board to resolve disputes over the terms and conditions of access to lands, pursuant to the *Surface Rights Board Act*.

Lands

Corporate Management

Active Positions (Information Item)

	2019-2020				2018-2019			
	Full Time	Part Time	Seasonal	Total	Full Time	Part Time	Seasonal	Total
Regional Allocation								
Headquarters	13	-	-	13	13	-	-	13
North Slave	-	-	-	-	-	-	-	-
Tłıchǫ	-	-	-	-	-	-	-	-
South Slave	-	-	-	-	-	-	-	-
Dehcho	-	-	-	-	-	-	-	-
Sahtu	-	-	-	-	-	-	-	-
Beaufort Delta	-	-	-	-	-	-	-	-
	13	-	-	13	13	-	-	13
Community Allocation								
Headquarters	13	-	-	13	13	-	-	13
Regional Offices	-	-	-	-	-	-	-	-
Other	-	-	-	-	-	-	-	-
	13	-	-	13	13	-	-	13

Full Time and Part Time positions may be indeterminate positions with no end date of employment or for a fixed term. Regional Offices include positions located in Yellowknife Regional Offices (North Slave), Fort Smith, Hay River, Fort Simpson, Norman Wells and Inuvik.

Lands

Operations

Activity Description

Operations activities are carried out through the Land Administration Division in Yellowknife and five regional offices. Operations carries out the administration and management of land tenure on public land, along with inspections and compliance and enforcement programs on all public land in the Northwest Territories on behalf of the Commissioner of the NWT, and on settlement lands with respect to authorizations issued by the Mackenzie Valley Land and Water Boards, pursuant to the appropriate land and water legislation, policies and procedures.

The Land Administration Division manages Commissioner's land under the *Commissioner's Land Act* and regulations and territorial land under the *Northwest Territories Land Act* and regulations pertaining to surface rights. Overall leadership, management, expertise, and technical advice on development of operational policies and procedures for the administration of public land with respect to land tenure is provided by the Land Administration Division in headquarters.

Headquarters Land Administration Division administers land tenure, land pricing, survey applications, and securities; and, in collaboration with Regional Operations, maintains land inventories, manages and administers leases and other dispositions of land, quarry permits, securities, maintains land databases, collects rents and fees, and administers unauthorized use and occupancy processes.

Regional Operations provide front-line service delivery of land administration programs to the public, including working with the public on land application submissions. Department of Lands' inspectors are cross-appointed under land and water legislation, and can conduct both land and water inspections. They lead the inspection of all types of land use from diamond mines to activities related to cabin construction. This includes inspecting land leases, land use and quarry permits, mineral claims, and water licences at diamond mines; investigating potential unauthorized use of land; conducting hazardous materials and spills inspections and inspection of abandoned sites that are being remediated by the GNWT; and, issuing trespass notices and warning letters or orders for unauthorized occupancy or violations of authorizations issued by the department and by land and water boards across the NWT.

Lands

Operations

Operations Expenditure Summary

(thousands of dollars)

	2019-2020 Main Estimates	2018-2019 Revised Estimates	2018-2019 Main Estimates	2017-2018 Actuals
Program Detail				
Land Administration	3,939	3,622	3,327	3,045
Regional Operations				
Diamond Resource Management	562	562	562	515
Program Management and Administration	2,003	2,061	2,053	1,980
Regional Land Administration	1,955	1,973	1,712	1,244
Resource Management	3,195	3,104	3,104	2,854
	11,654	11,322	10,758	9,638
Expenditure Category				
Compensation and Benefits	8,959	8,669	8,405	7,655
Amortization	125	144	144	109
Computer Hardware and Software	-	-	-	16
Contract Services	471	456	290	241
Controllable Assets	159	159	159	415
Fees and Payments	311	308	306	64
Materials and Supplies	366	356	348	137
Purchased Services	30	30	30	123
Travel	1,098	1,065	941	663
Utilities	135	135	135	43
Valuation Allowances	-	-	-	172
	11,654	11,322	10,758	9,638

Lands

Operations

Active Positions (Information Item)

	2019-2020				2018-2019			
	Full Time	Part Time	Seasonal	Total	Full Time	Part Time	Seasonal	Total
Regional Allocation								
Headquarters	25	-	-	25	22	-	-	22
North Slave	14	-	-	14	13	-	-	13
Tłıchǫ	-	-	-	-	-	-	-	-
South Slave	10	-	-	10	11	-	-	11
Dehcho	7	-	-	7	6	-	-	6
Sahtu	6	-	-	6	6	-	-	6
Beaufort Delta	9	-	-	9	8	-	-	8
	71	-	-	71	66	-	-	66
Community Allocation								
Headquarters	25	-	-	25	22	-	-	22
Regional Offices	46	-	-	46	44	-	-	44
Other	-	-	-	-	-	-	-	-
	71	-	-	71	66	-	-	66

Full Time and Part Time positions may be indeterminate positions with no end date of employment or for a fixed term. Regional Offices include positions located in Yellowknife Regional Offices (North Slave), Fort Smith, Hay River, Fort Simpson, Norman Wells and Inuvik.

Lands

Planning and Coordination

Activity Description

Planning and Coordination performs an interdepartmental and intergovernmental role in coordinating Government of the Northwest Territories' input and decision-making in the NWT integrated resource management regime.

The Policy, Legislation and Communications (PLC) Division provides intergovernmental coordination for input into federal amendments to the *Mackenzie Valley Resource Management Act (MVRMA)* and its regulations, development of new regulations under the MVRMA, and represents the department on intergovernmental working groups. PLC also provides overall leadership and strategic advice on all policies, planning initiatives, legislation, and communications and coordinates responses to Access to Information and Protection of Privacy requests for the department.

The Land Use and Sustainability Division is responsible for land use initiatives, including land use planning, on behalf of the GNWT, develops processes to support balanced decision-making, and develops and recommends policy for the management, administration, and sustainable use of land to ensure maximum benefit to the people of the NWT.

The Securities and Project Assessment Division is responsible for the overall coordination of GNWT participation in environmental impact assessment processes, support for GNWT Ministers' environmental assessment decisions, and policy and procedures to support the coordinated management of land and water securities.

Lands

Planning and Coordination

Operations Expenditure Summary

(thousands of dollars)

	2019-2020 Main Estimates	2018-2019 Revised Estimates	2018-2019 Main Estimates	2017-2018 Actuals
Program Detail				
Land Use and Sustainability				
Administration	428	428	426	291
Land Use Planning	2,250	1,594	1,594	1,416
Land Use Sustainability	1,318	1,324	1,324	795
Policy, Legislation and Communications	1,688	1,707	1,706	1,894
Securities and Project Assessment				
Project Assessment	892	894	894	727
Securities Coordination	908	904	902	500
	7,484	6,851	6,846	5,623
Expenditure Category				
Compensation and Benefits	4,711	4,414	4,409	4,292
Grants, Contributions and Transfers	570	570	570	763
Amortization	34	30	30	-
Computer Hardware and Software	-	-	-	22
Contract Services	1,379	1,329	1,329	252
Controllable Assets	238	-	-	11
Fees and Payments	58	56	56	67
Materials and Supplies	106	100	100	40
Purchased Services	27	27	27	39
Travel	361	325	325	137
	7,484	6,851	6,846	5,623

Lands

Planning and Coordination

Grants, Contributions and Transfers

(thousands of dollars)

	2019-2020 Main Estimates	2018-2019 Revised Estimates	2018-2019 Main Estimates	2017-2018 Actuals
Contributions				
Supporting Consultation for Land Use Decisions	75	75	75	34
Supporting Land Use Planning Initiatives	265	265	265	729
Supporting Sustainable Land Use Management	230	230	230	-
Total Contributions	570	570	570	763

Descriptions of Contributions

Supporting Consultation for Land Use Decisions (75) - Contributions to Aboriginal organizations, community governments, non-government organizations, and accredited academic institutions in Canada, in support of engagement on land-related decision making or policy development, including collecting information or undertaking studies or projects or participation in processes that will support engagement and/or consultation for decisions on land use in the Northwest Territories.

Supporting Land Use Planning Initiatives (265) - Contributions to Aboriginal organizations, community governments, non-government organizations, and accredited academic institutions in Canada, in support of land use planning processes and/or policy development, including collecting information, undertaking studies, projects or participating in processes that will support regional, sub-regional, or transboundary land use planning activities.

Supporting Sustainable Land Use Management (230) - Contributions to Aboriginal organizations, community governments, non-government organizations, and accredited academic institutions in Canada, in support of research, development of approaches, processes and policies in support of sustainable land use management and/or related to implementing the Land Use and Sustainability Framework, including collecting information and undertaking studies or projects or participating in processes for the development of policy or guidelines for land and resource management.

Lands

Planning and Coordination

Active Positions (Information Item)

	2019-2020				2018-2019			
	Full Time	Part Time	Seasonal	Total	Full Time	Part Time	Seasonal	Total
Regional Allocation								
Headquarters	33	-	-	33	32	-	-	32
North Slave	-	-	-	-	-	-	-	-
Tłıchǫ	1	-	-	1	-	-	-	-
South Slave	-	-	-	-	-	-	-	-
Dehcho	-	-	-	-	-	-	-	-
Sahtu	-	-	-	-	-	-	-	-
Beaufort Delta	-	-	-	-	-	-	-	-
	34	-	-	34	32	-	-	32
Community Allocation								
Headquarters	33	-	-	33	32	-	-	32
Regional Offices	1	-	-	1	-	-	-	-
Other	-	-	-	-	-	-	-	-
	34	-	-	34	32	-	-	32

Full Time and Part Time positions may be indeterminate positions with no end date of employment or for a fixed term. Regional Offices include positions located in Yellowknife Regional Offices (North Slave), Fort Smith, Hay River, Fort Simpson, Norman Wells and Inuvik.

Lands

Northwest Territories Surface Rights Board

Active Positions (Information Item)

	2019-2020				2018-2019			
	Full Time	Part Time	Seasonal	Total	Full Time	Part Time	Seasonal	Total
Regional Allocation								
Headquarters	-	-	-	-	-	-	-	-
North Slave	-	1	-	1	-	1	-	1
Tłıchǫ	-	-	-	-	-	-	-	-
South Slave	-	-	-	-	-	-	-	-
Dehcho	-	-	-	-	-	-	-	-
Sahtu	-	-	-	-	-	-	-	-
Beaufort Delta	-	-	-	-	-	-	-	-
	<u>-</u>	<u>1</u>	<u>-</u>	<u>1</u>	<u>-</u>	<u>1</u>	<u>-</u>	<u>1</u>
Community Allocation								
Headquarters	-	-	-	-	-	-	-	-
Regional Offices	-	1	-	1	-	1	-	1
Other	-	-	-	-	-	-	-	-
	<u>-</u>	<u>1</u>	<u>-</u>	<u>1</u>	<u>-</u>	<u>1</u>	<u>-</u>	<u>1</u>

Full Time and Part Time positions may be indeterminate positions with no end date of employment or for a fixed term. Regional Offices include positions located in Yellowknife Regional Offices (North Slave), Fort Smith, Hay River, Fort Simpson, Norman Wells and Inuvik.

Lands

Work Performed on Behalf of Others

(Information Item)

(thousands of dollars)

Items	2019-2020 Main Estimates	2018-2019 Revised Estimates	2018-2019 Main Estimates	2017-2018 Actuals
Surface Rights Board	-	303	298	302
Tłıchǫ Agreement Implementation Funding	-	-	-	50
	-	303	298	352

Descriptions of Work Performed on Behalf of Others

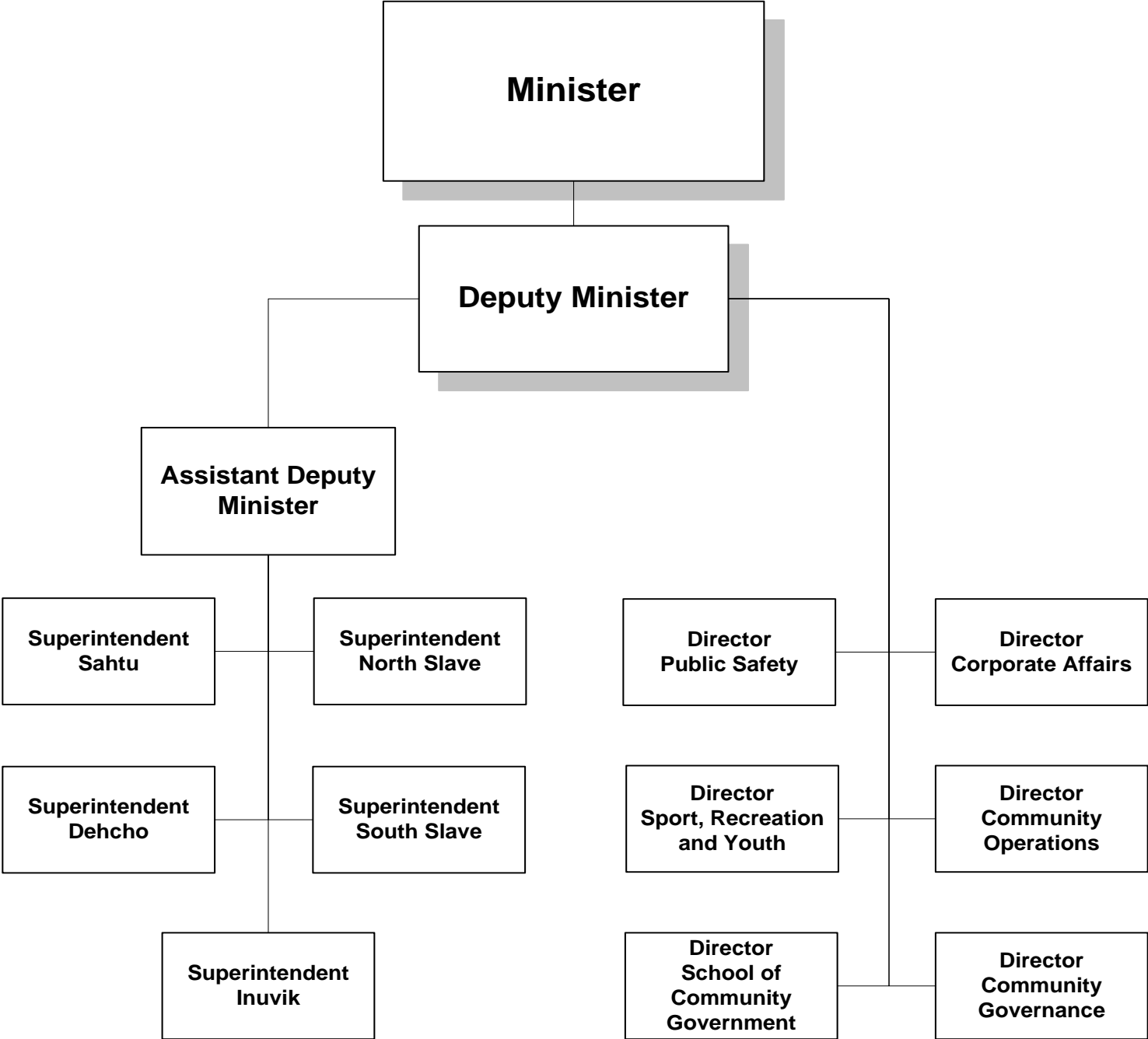
Surface Rights Board - Under the terms of a contribution funding agreement between Crown-Indigenous Relations and Northern Affairs Canada (CIRNAC) and the GNWT, CIRNAC provided funding to the GNWT to fund the Surface Rights Board to resolve disputes over the terms and conditions of access to lands, pursuant to the *Surface Rights Board Act*.

Tłıchǫ Agreement Implementation Funding - Under the terms of a 10-year Bilateral Funding Agreement between CIRNAC and the GNWT, CIRNAC provided funding to the GNWT to assist with Tłıchǫ implementation activities pursuant to the Tłıchǫ Implementation Plan.

This page intentionally left blank

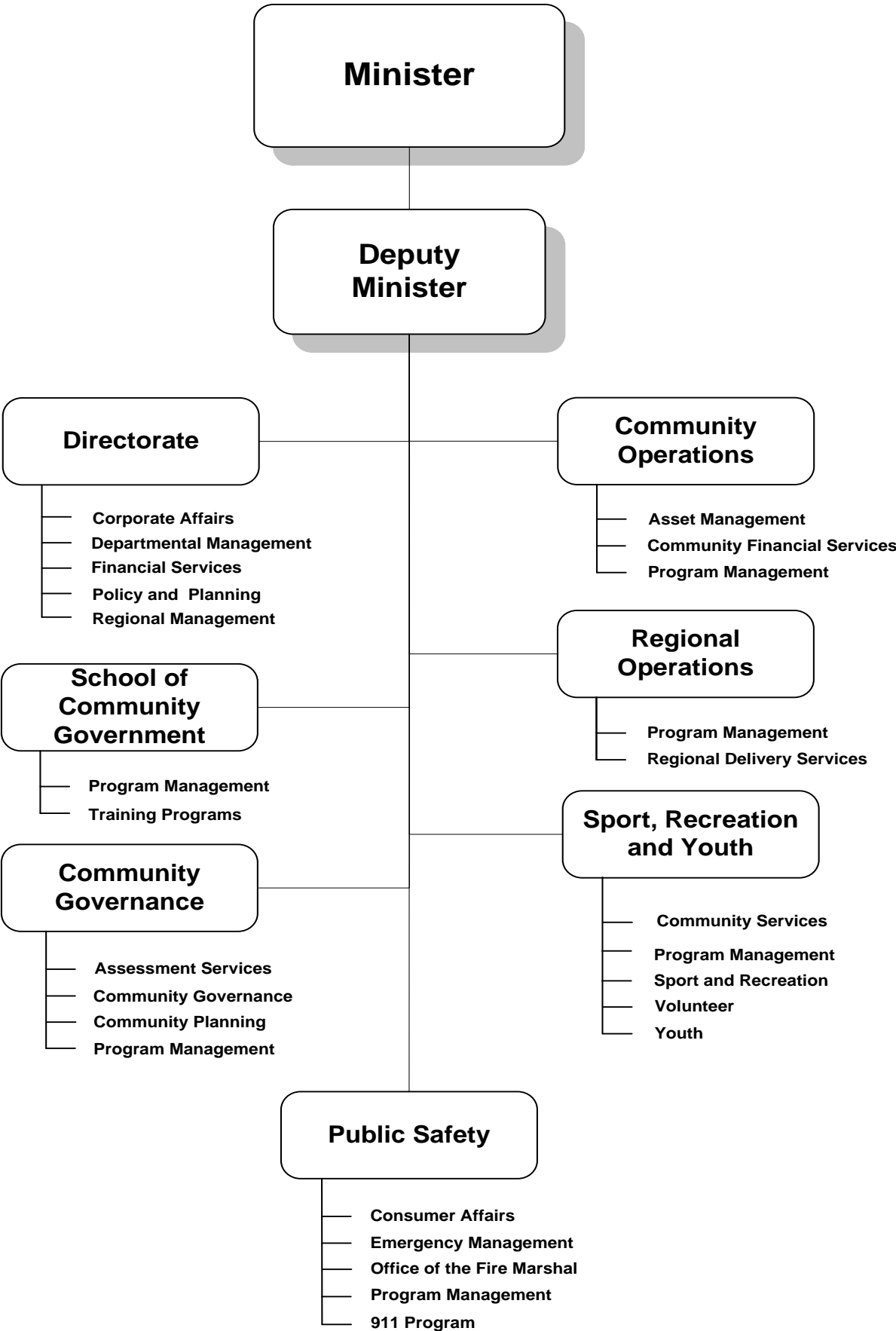
Municipal and Community Affairs

**Municipal and Community Affairs
Organizational Chart**



Municipal and Community Affairs

Accounting Structure Chart




Municipal and Community Affairs

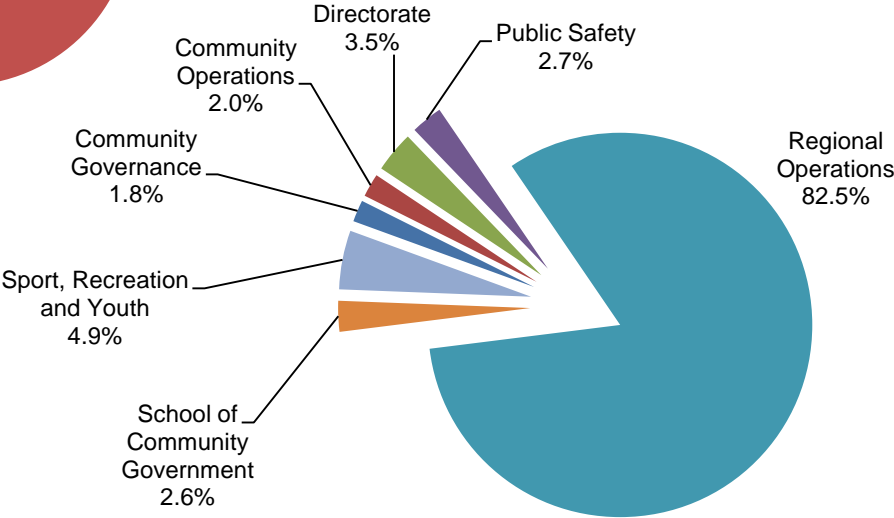
Graphs

Operations Expenditures

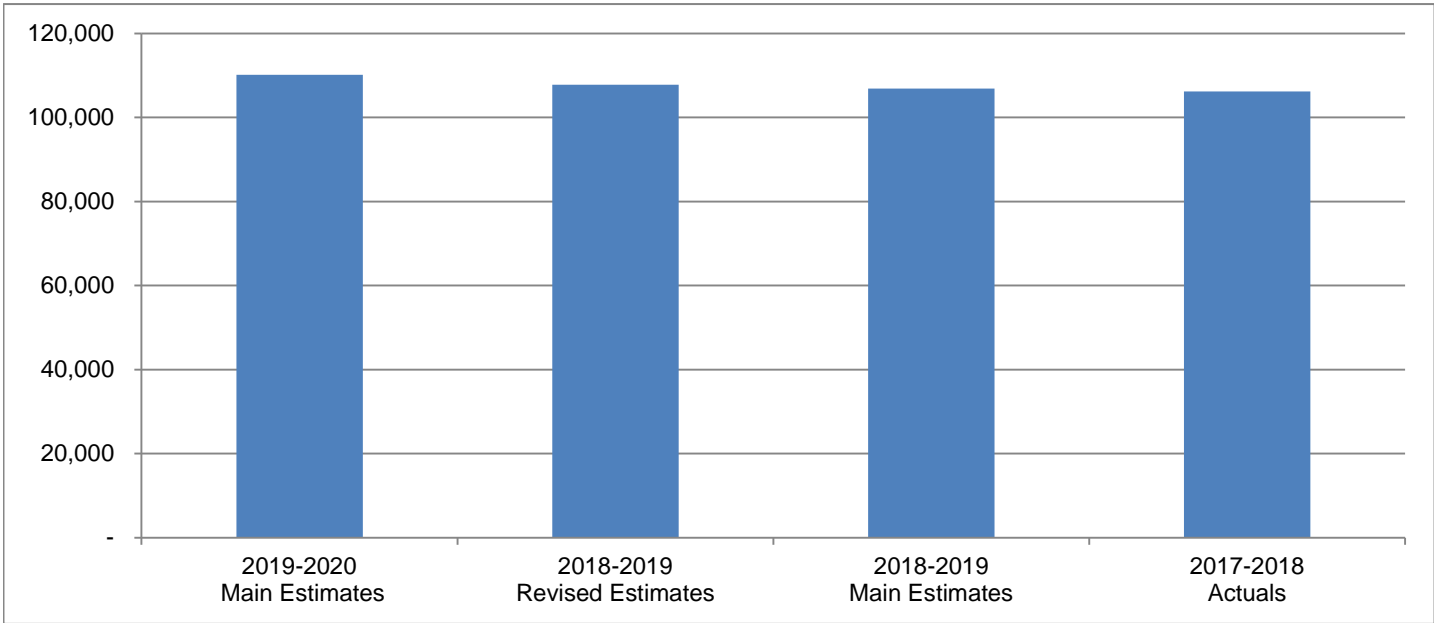
By Expenditure Category



By Activity



**Operations Expenditures Comparison
(thousands of dollars)**



Municipal and Community Affairs

The Minister and the department are responsible for the development and maintenance of community governments, responsive and responsible to the residents, with sufficient legal authority and resources to carry out community responsibilities, to provide their public programs and services essential to good community life and to deal effectively with other governments and organizations. The Minister and department are also responsible for protecting the interests of consumers.

(thousands of dollars)

	2019-2020 Main Estimates	2018-2019 Revised Estimates	2018-2019 Main Estimates	2017-2018 Actuals
Activity				
Community Governance	2,016	2,016	2,016	1,753
Community Operations	2,166	2,142	1,998	1,800
Directorate	3,805	3,951	3,548	3,774
Public Safety	2,931	2,120	2,120	1,855
Regional Operations	90,899	89,388	88,999	87,303
School of Community Government	2,860	2,860	2,860	2,601
Sport, Recreation and Youth	5,442	5,342	5,342	7,091
	110,119	107,819	106,883	106,177
Expenditure Category				
Compensation and Benefits	13,704	12,778	12,469	13,416
Grants and Contributions	90,357	88,746	88,357	88,614
Amortization	25	25	25	25
Chargebacks	734	677	670	755
Computer Hardware and Software	114	323	317	123
Contract Services	2,128	2,263	2,063	1,352
Controllable Assets	99	95	95	104
Fees and Payments	149	143	143	460
Materials and Supplies	513	466	456	228
Purchased Services	485	487	487	268
Travel	1,788	1,793	1,778	804
Utilities	23	23	23	22
Valuation Allowances	-	-	-	6
	110,119	107,819	106,883	106,177
Total Revenues	1,275	248	248	1,832
Total Active Positions	105		97	
Infrastructure Investment	29,000	27,372	27,308	28,086

Municipal and Community Affairs

Revenue Summary

(Information Item)

(thousands of dollars)

	2019-2020 Main Estimates	2018-2019 Revised Estimates	2018-2019 Main Estimates	2017-2018 Actuals
Transfer Payments				
<i>Capital Transfers</i>				
Building Canada Plan	-	-	-	253
General				
<i>Regulatory Revenue</i>				
Lottery Licences	50	50	50	32
Business Licences	31	31	31	61
Real Estate Agents and Salespersons	3	3	3	4
Vendor/Direct Seller Licences	13	13	13	14
Collection Agency Licenses	7	7	7	9
Plan Review Fees	70	70	70	114
Registration Fees	68	68	68	34
Physical Activity, Sport and Recreation Fund	6	6	6	-
911 Service - Call Answer Levy	1,027	-	-	-
<i>Recovery of Prior Years' Expenses</i>	-	-	-	1,311
	1,275	248	248	1,579
	1,275	248	248	1,832

Municipal and Community Affairs

Active Position Summary

(Information Item)

Activity	2019-2020				2018-2019			
	Full Time	Part Time	Seasonal	Total	Full Time	Part Time	Seasonal	Total
Activity								
Community Governance	12	-	-	12	12	-	-	12
Community Operations	13	-	-	13	12	-	-	12
Directorate	13	-	-	13	12	-	-	12
Public Safety	15	-	-	15	9	-	-	9
Regional Operations	37	-	-	37	37	-	-	37
School of Community Government	8	-	-	8	8	-	-	8
Sport, Recreation and Youth	7	-	-	7	7	-	-	7
	105	-	-	105	97	-	-	97
Regional Allocation								
Headquarters	63	-	-	63	55	-	-	55
North Slave	5	-	-	5	5	-	-	5
Tłı̄chǫ	3	-	-	3	3	-	-	3
South Slave	9	-	-	9	9	-	-	9
Dehcho	8	-	-	8	8	-	-	8
Sahtu	8	-	-	8	8	-	-	8
Beaufort Delta	9	-	-	9	9	-	-	9
	105	-	-	105	97	-	-	97
Community Allocation								
Headquarters	63	-	-	63	55	-	-	55
Regional Offices	42	-	-	42	42	-	-	42
Other	-	-	-	-	-	-	-	-
	105	-	-	105	97	-	-	97

Full Time and Part Time positions may be indeterminate positions with no end date of employment or for a fixed term. Regional Offices include positions located in Yellowknife Regional Offices (North Slave), Fort Smith, Hay River, Fort Simpson, Norman Wells and Inuvik.

Municipal and Community Affairs

Community Governance

Activity Description

The Community Governance activity coordinates many of the functions that support the planning and management of community governments. The activity provides planning and governance advice to the department's regional offices and community governments. This activity is also responsible for the assessment of all land and improvements in the Northwest Territories.

Municipal and Community Affairs

Community Governance

Operations Expenditure Summary

(thousands of dollars)

	2019-2020 Main Estimates	2018-2019 Revised Estimates	2018-2019 Main Estimates	2017-2018 Actuals
Program Detail				
Assessment Services	1,291	1,291	1,291	1,070
Community Governance	274	274	274	129
Community Planning	162	162	162	254
Program Management	289	289	289	300
	2,016	2,016	2,016	1,753
Expenditure Category				
Compensation and Benefits	1,443	1,443	1,443	1,302
Grants, Contributions and Transfers	125	125	125	125
Computer Hardware and Software	6	6	6	21
Contract Services	299	299	299	230
Fees and Payments	-	-	-	3
Materials and Supplies	16	16	16	10
Purchased Services	7	7	7	3
Travel	120	120	120	59
	2,016	2,016	2,016	1,753

Municipal and Community Affairs

Community Governance

Grants, Contributions and Transfers

(thousands of dollars)

	<u>2019-2020</u> <u>Main</u> <u>Estimates</u>	<u>2018-2019</u> <u>Revised</u> <u>Estimates</u>	<u>2018-2019</u> <u>Main</u> <u>Estimates</u>	<u>2017-2018</u> <u>Actuals</u>
Contributions				
Partners Contribution Funding - Assessment Services	<u>125</u>	125	125	125

Descriptions of Contributions

Partners Contribution Funding - Assessment Services (125) - Contribution funding provided to the City of Yellowknife in support of the City's property assessment services.

Municipal and Community Affairs

Community Governance

Active Positions

	2019-2020				2018-2019			
	Full Time	Part Time	Seasonal	Total	Full Time	Part Time	Seasonal	Total
Regional Allocation								
Headquarters	12	-	-	12	12	-	-	12
North Slave	-	-	-	-	-	-	-	-
Tłıchǫ	-	-	-	-	-	-	-	-
South Slave	-	-	-	-	-	-	-	-
Dehcho	-	-	-	-	-	-	-	-
Sahtu	-	-	-	-	-	-	-	-
Beaufort Delta	-	-	-	-	-	-	-	-
	12	-	-	12	12	-	-	12
Community Allocation								
Headquarters	12	-	-	12	12	-	-	12
Regional Offices	-	-	-	-	-	-	-	-
Other	-	-	-	-	-	-	-	-
	12	-	-	12	12	-	-	12

Full Time and Part Time positions may be indeterminate positions with no end date of employment or for a fixed term. Regional Offices include positions located in Yellowknife Regional Offices (North Slave), Fort Smith, Hay River, Fort Simpson, Norman Wells and Inuvik.

Municipal and Community Affairs

Community Operations

Activity Description

The Community Operations activity coordinates many of the functions that support the operations and administration of community governments. The activity provides planning and technical advice to the department's regional offices and community governments as well as representing the interests of community governments on regulatory requirements and standards related to financial reporting and asset management.

Municipal and Community Affairs

Community Operations

Operations Expenditure Summary

(thousands of dollars)

	2019-2020 Main Estimates	2018-2019 Revised Estimates	2018-2019 Main Estimates	2017-2018 Actuals
Program Detail				
Asset Management	906	906	906	968
Community Financial Services	610	610	610	445
Program Management	650	626	482	387
	2,166	2,142	1,998	1,800
Expenditure Category				
Compensation and Benefits	1,567	1,567	1,436	1,600
Grants, Contributions and Transfers	135	135	135	15
Computer Hardware and Software	39	15	12	45
Contract Services	111	111	111	8
Controllable Assets	-	-	-	2
Fees and Payments	-	-	-	20
Materials and Supplies	43	43	38	12
Purchased Services	55	55	55	5
Travel	216	216	211	93
	2,166	2,142	1,998	1,800

Municipal and Community Affairs

Community Operations

Grants, Contributions and Transfers

(thousands of dollars)

	2019-2020 Main Estimates	2018-2019 Revised Estimates	2018-2019 Main Estimates	2017-2018 Actuals
Contributions				
Assistance to Community Governments	-	-	-	15
Community Financial Services Contributions	135	135	135	-
Total Contributions	135	135	135	15

Descriptions of Contributions

Assistance to Community Governments - To support NWT organizations providing assistance to community governments.

Community Financial Services Contributions (135) - To assist communities in maintaining an adequate level of financial services in the event of a temporary shortage of qualified staff.

Municipal and Community Affairs

Community Operations

Active Positions

	2019-2020				2018-2019			
	Full Time	Part Time	Seasonal	Total	Full Time	Part Time	Seasonal	Total
Regional Allocation								
Headquarters	13	-	-	13	12	-	-	12
North Slave	-	-	-	-	-	-	-	-
Tłıchǫ	-	-	-	-	-	-	-	-
South Slave	-	-	-	-	-	-	-	-
Dehcho	-	-	-	-	-	-	-	-
Sahtu	-	-	-	-	-	-	-	-
Beaufort Delta	-	-	-	-	-	-	-	-
	13	-	-	13	12	-	-	12
Community Allocation								
Headquarters	13	-	-	13	12	-	-	12
Regional Offices	-	-	-	-	-	-	-	-
Other	-	-	-	-	-	-	-	-
	13	-	-	13	12	-	-	12

Full Time and Part Time positions may be indeterminate positions with no end date of employment or for a fixed term. Regional Offices include positions located in Yellowknife Regional Offices (North Slave), Fort Smith, Hay River, Fort Simpson, Norman Wells and Inuvik.

Municipal and Community Affairs

Directorate

Activity Description

The Directorate is responsible for the overall management of the department, managing human and financial resources and providing overall direction and planning. The Directorate also coordinates the development and the implementation of the department's strategies with the senior management team and links the department's activity to the goals of the Minister and government. Regional Management oversees operations in the regional offices.

Municipal and Community Affairs

Directorate

Operations Expenditure Summary

(thousands of dollars)

	2019-2020 Main Estimates	2018-2019 Revised Estimates	2018-2019 Main Estimates	2017-2018 Actuals
Program Detail				
Corporate Affairs	1,223	1,366	1,159	1,505
Departmental Management	1,301	1,304	1,108	950
Financial Services	497	497	497	491
Policy and Planning	557	557	557	581
Regional Management	227	227	227	247
	3,805	3,951	3,548	3,774
Expenditure Category				
Compensation and Benefits	1,970	1,970	1,792	2,367
Grants, Contributions and Transfers	460	460	460	439
Chargebacks	734	677	670	755
Computer Hardware and Software	5	8	5	20
Contract Services	264	464	264	43
Controllable Assets	-	-	-	9
Fees and Payments	-	-	-	17
Materials and Supplies	68	68	63	25
Purchased Services	141	141	141	33
Travel	163	163	153	60
Valuation Allowances	-	-	-	6
	3,805	3,951	3,548	3,774

Municipal and Community Affairs

Directorate

Grants, Contributions and Transfers

(thousands of dollars)

	2019-2020 Main Estimates	2018-2019 Revised Estimates	2018-2019 Main Estimates	2017-2018 Actuals
Contributions				
Assistance to Community Governments	-	-	-	29
Partners Contribution Funding	460	460	460	410
Total Contributions	460	460	460	439

Descriptions of Contributions

Assistance to Community Governments - To support NWT organizations providing assistance to community governments.

Partners Contribution Funding (460) - Contribution funding provided to NWT Association of Communities, Local Government Administrators of the NWT and Arctic Energy Alliance who work in partnership with the Department to achieve the Department's mission and goals.

Municipal and Community Affairs

Directorate

Active Positions

	2019-2020				2018-2019			
	Full Time	Part Time	Seasonal	Total	Full Time	Part Time	Seasonal	Total
Regional Allocation								
Headquarters	13	-	-	13	12	-	-	12
North Slave	-	-	-	-	-	-	-	-
Tłıchǫ	-	-	-	-	-	-	-	-
South Slave	-	-	-	-	-	-	-	-
Dehcho	-	-	-	-	-	-	-	-
Sahtu	-	-	-	-	-	-	-	-
Beaufort Delta	-	-	-	-	-	-	-	-
	13	-	-	13	12	-	-	12
Community Allocation								
Headquarters	13	-	-	13	12	-	-	12
Regional Offices	-	-	-	-	-	-	-	-
Other	-	-	-	-	-	-	-	-
	13	-	-	13	12	-	-	12

Full Time and Part Time positions may be indeterminate positions with no end date of employment or for a fixed term. Regional Offices include positions located in Yellowknife Regional Offices (North Slave), Fort Smith, Hay River, Fort Simpson, Norman Wells and Inuvik.

Municipal and Community Affairs

Public Safety

Activity Description

The Public Safety activity coordinates key regulatory programs and services within the department that support the safety and protection of residents of the Northwest Territories. This includes the Office of the Fire Marshal, 911 program as well as territorial, regional, and community emergency management and planning.

Municipal and Community Affairs

Public Safety

Operations Expenditure Summary

(thousands of dollars)

	2019-2020 Main Estimates	2018-2019 Revised Estimates	2018-2019 Main Estimates	2017-2018 Actuals
Program Detail				
Consumer Affairs	150	150	150	233
Emergency Management	315	315	315	267
Office of the Fire Marshal	486	486	486	466
Program Management	563	563	563	526
911 Program	1,417	606	606	363
	2,931	2,120	2,120	1,855
Expenditure Category				
Compensation and Benefits	2,079	1,153	1,153	1,293
Grants, Contributions and Transfers	185	185	185	155
Computer Hardware and Software	5	235	235	3
Contract Services	308	243	243	244
Controllable Assets	99	95	95	82
Fees and Payments	6	-	-	14
Materials and Supplies	102	55	55	16
Purchased Services	7	9	9	25
Travel	140	145	145	23
	2,931	2,120	2,120	1,855

Municipal and Community Affairs

Public Safety

Grants, Contributions and Transfers

(thousands of dollars)

	2019-2020 Main Estimates	2018-2019 Revised Estimates	2018-2019 Main Estimates	2017-2018 Actuals
Contributions				
Ground Ambulance and Highway Rescue	185	185	185	155

Descriptions of Contributions

Ground Ambulance and Highway Rescue (185) - to enhance capacity in the areas of ground ambulance and highway rescue.

Municipal and Community Affairs

Public Safety

Active Positions

	2019-2020				2018-2019			
	Full Time	Part Time	Seasonal	Total	Full Time	Part Time	Seasonal	Total
Regional Allocation								
Headquarters	15	-	-	15	9	-	-	9
North Slave	-	-	-	-	-	-	-	-
Tłıchǫ	-	-	-	-	-	-	-	-
South Slave	-	-	-	-	-	-	-	-
Dehcho	-	-	-	-	-	-	-	-
Sahtu	-	-	-	-	-	-	-	-
Beaufort Delta	-	-	-	-	-	-	-	-
	15	-	-	15	9	-	-	9
Community Allocation								
Headquarters	15	-	-	15	9	-	-	9
Regional Offices	-	-	-	-	-	-	-	-
Other	-	-	-	-	-	-	-	-
	15	-	-	15	9	-	-	9

Full Time and Part Time positions may be indeterminate positions with no end date of employment or for a fixed term. Regional Offices include positions located in Yellowknife Regional Offices (North Slave), Fort Smith, Hay River, Fort Simpson, Norman Wells and Inuvik.

Municipal and Community Affairs

Regional Operations

Activity Description

Regional Operations are responsible for the coordination, implementation and delivery of most of the Department's programs and services to community governments and other stakeholders at the regional level. Regional staff provide advice and support to community governments on a range of issues and topics. They advise community governments on governance, budgeting, debt recovery, and sound financial management and reporting. They support community governments in the planning exercises for land use, emergency management, capital investment and asset management. They have a key role as the primary contact working with community governments to support them in developing good governance and operational practices. They also play a role with other government agencies in an effort to support the community governments. Regional Operations holds responsibility for the delivery for federal infrastructure programs. Implementation of the programs, oversight and reporting on use of federal funds is primarily collected through the regional offices with support from headquarters.

Municipal and Community Affairs

Regional Operations

Operations Expenditure Summary

(thousands of dollars)

	2019-2020 Main Estimates	2018-2019 Revised Estimates	2018-2019 Main Estimates	2017-2018 Actuals
Program Detail				
Program Management	87,717	86,206	85,817	84,609
Regional Delivery Services	3,182	3,182	3,182	2,694
	90,899	89,388	88,999	87,303
Expenditure Category				
Compensation and Benefits	4,706	4,706	4,706	4,562
Grants, Contributions and Transfers	85,225	83,714	83,325	82,165
Amortization	10	10	10	10
Computer Hardware and Software	36	36	36	15
Contract Services	74	74	74	71
Controllable Assets	-	-	-	8
Fees and Payments	4	4	4	12
Materials and Supplies	98	98	98	41
Purchased Services	157	157	157	125
Travel	566	566	566	274
Utilities	23	23	23	20
	90,899	89,388	88,999	87,303

Municipal and Community Affairs

Regional Operations

Grants, Contributions and Transfers

(thousands of dollars)

	2019-2020 Main Estimates	2018-2019 Revised Estimates	2018-2019 Main Estimates	2017-2018 Actuals
Community Government Grants				
Additional Funding (Designated Authority)	624	624	624	624
Community Government Funding	49,853	49,103	49,103	48,303
Délme Self-Government Grant	3,322	3,322	2,933	3,197
Grant-in-Lieu of Taxes	7,727	7,616	7,616	7,740
New Deal Taxation Revenue Program	565	565	565	542
Senior Citizens and Disabled Persons Property Tax Relief	847	847	847	762
	62,938	62,077	61,688	61,168
Community Government Contributions				
Recreation Funding	825	825	825	829
Water and Sewer Services Funding	19,887	19,237	19,237	18,737
Other Contributions				
Children and Youth Resiliency Program	450	450	450	368
Regional Youth Sport Events	400	400	400	407
Youth Contribution Programs	225	225	225	230
Youth Corps	500	500	500	426
	22,287	21,637	21,637	20,997
Total Grants and Contributions	85,225	83,714	83,325	82,165

Descriptions of Grants and Contributions

Additional Funding (Designated Authority) (624) - Grants to eligible community governments to assist with mobile equipment and utility costs.

Community Government Funding (49,853) - Formula based funding to eligible community governments to assist them with providing municipal services.

Délme Self-Government Grant (3,322) - Implementation of the Délme Final Self-Government Agreement.

Grant-in-Lieu of Taxes (7,727) - Grants provided to tax based communities in lieu of property taxes.

New Deal Taxation Revenue Program (565) - Grants to community governments under the Property Taxation Revenue Grant Program equivalent to the actual amount of property taxes collected in the prior taxation year minus administration fees.

Senior Citizens and Disabled Persons Property Tax Relief (847) - Matching grants to tax based communities.

Municipal and Community Affairs

Regional Operations

Grants, Contributions and Transfers

Recreation Funding (825) - Contributions to community governments to offer recreation, sport and physical activity programs which encourage residents to become more physically active.

Water and Sewer Services Funding (19,887) - To provide funding to support community governments with the provision of water and sewer services.

Children and Youth Resiliency Program (450) - Contributions to community governments or other organizations to support programs that encourage physical literacy and resiliency in children and youth.

Regional Youth Sport Events (400) - Funding to support regionally based youth sport or multisport events.

Youth Contribution Programs (225) - Contributions to community or regional level youth serving organizations to offer short duration programs and services that encourage youth leadership development.

Youth Corps (500) - Contributions to community or regional level youth serving organizations for longer term programs and services that include youth leadership development, healthy choices and volunteer development components.

Municipal and Community Affairs

Regional Operations

Active Positions

	2019-2020				2018-2019			
	Full Time	Part Time	Seasonal	Total	Full Time	Part Time	Seasonal	Total
Regional Allocation								
Headquarters	-	-	-	-	-	-	-	-
North Slave	4	-	-	4	4	-	-	4
Tłıchǫ	3	-	-	3	3	-	-	3
South Slave	8	-	-	8	8	-	-	8
Dehcho	7	-	-	7	7	-	-	7
Sahtu	7	-	-	7	7	-	-	7
Beaufort Delta	8	-	-	8	8	-	-	8
	37	-	-	37	37	-	-	37
Community Allocation								
Headquarters	-	-	-	-	-	-	-	-
Regional Offices	37	-	-	37	37	-	-	37
Other	-	-	-	-	-	-	-	-
	37	-	-	37	37	-	-	37

Full Time and Part Time positions may be indeterminate positions with no end date of employment or for a fixed term. Regional Offices include positions located in Yellowknife Regional Offices (North Slave), Fort Smith, Hay River, Fort Simpson, Norman Wells and Inuvik.

Municipal and Community Affairs

School of Community Government

Activity Description

The School of Community Government (SCG) supports community government capacity building for community elected officials and community government staff. The SCG provides training, development opportunities and resources in broad areas of community government responsibilities including: governance, management, finance, infrastructure, bylaw enforcement, fire protection, water and waste water, emergency management, recreation leadership, recreation facility operations, asset management and first responder. The SCG provides an integrated approach to local governance capacity building through partnerships with government departments, Indigenous governments and territorial organizations, professional associations, and educational institutes. The SCG also manages several support programs that include occupational standards, certification, training needs assessments, strategic planning and the Public Sector Capacity Initiative.

Municipal and Community Affairs

School of Community Government

Operations Expenditure Summary

(thousands of dollars)

	2019-2020 Main Estimates	2018-2019 Revised Estimates	2018-2019 Main Estimates	2017-2018 Actuals
Program Detail				
Program Management	1,037	1,037	1,037	968
Training Programs	1,823	1,823	1,823	1,633
	2,860	2,860	2,860	2,601
Expenditure Category				
Compensation and Benefits	1,023	1,023	1,023	1,181
Grants, Contributions and Transfers	565	565	565	400
Amortization	15	15	15	15
Computer Hardware and Software	-	-	-	17
Contract Services	886	886	886	704
Fees and Payments	100	100	100	115
Materials and Supplies	76	76	76	61
Purchased Services	68	68	68	38
Travel	127	127	127	69
Utilities	-	-	-	1
	2,860	2,860	2,860	2,601

Municipal and Community Affairs

School of Community Government

Grants, Contributions and Transfers

(thousands of dollars)

	2019-2020 Main Estimates	2018-2019 Revised Estimates	2018-2019 Main Estimates	2017-2018 Actuals
Contributions				
A Brilliant North	565	565	565	400

Descriptions of Contributions

A Brilliant North (565) - To provide funding to implement the "Improve Community Capacity" initiative.

Municipal and Community Affairs

School of Community Government

Active Positions

	2019-2020				2018-2019			
	Full Time	Part Time	Seasonal	Total	Full Time	Part Time	Seasonal	Total
Regional Allocation								
Headquarters	3	-	-	3	3	-	-	3
North Slave	1	-	-	1	1	-	-	1
Tłıchǫ	-	-	-	-	-	-	-	-
South Slave	1	-	-	1	1	-	-	1
Dehcho	1	-	-	1	1	-	-	1
Sahtu	1	-	-	1	1	-	-	1
Beaufort Delta	1	-	-	1	1	-	-	1
	8	-	-	8	8	-	-	8
Community Allocation								
Headquarters	3	-	-	3	3	-	-	3
Regional Offices	5	-	-	5	5	-	-	5
Other	-	-	-	-	-	-	-	-
	8	-	-	8	8	-	-	8

Full Time and Part Time positions may be indeterminate positions with no end date of employment or for a fixed term. Regional Offices include positions located in Yellowknife Regional Offices (North Slave), Fort Smith, Hay River, Fort Simpson, Norman Wells and Inuvik.

Municipal and Community Affairs

Sport, Recreation and Youth

Activity Description

Sport, Recreation and Youth provides advice and assistance regarding sport, physical activity and recreation and represents the GNWT in its work with non government organization stakeholders. The activity also coordinates volunteer recognition and development programs.

The Minister Responsible for Youth is now the Minister of Education, Culture and Employment. The Youth section has developed a collaborative approach to promote youth development initiatives and works with the Department of Education, Culture and Employment on the alignment of programs aimed at NWT youth.

The Community Services is a new section that was created through a divisional restructuring to improve support for community recreation programs.

The Northwest Territories Lottery Commission manages and operates the Western Canada Lottery Program in the Northwest Territories and the operation of the Physical Activity, Sport and Recreation Fund.

Municipal and Community Affairs

Sport, Recreation and Youth

Operations Expenditure Summary

(thousands of dollars)

	2019-2020 Main Estimates	2018-2019 Revised Estimates	2018-2019 Main Estimates	2017-2018 Actuals
Program Detail				
Community Services	190	190	190	190
Program Management	3,924	3,824	3,824	5,754
Sport and Recreation	363	363	363	309
Volunteer	211	211	211	229
Youth	754	754	754	609
	5,442	5,342	5,342	7,091
Expenditure Category				
Compensation and Benefits	916	916	916	1,111
Grants, Contributions and Transfers	3,662	3,562	3,562	5,315
Computer Hardware and Software	23	23	23	2
Contract Services	186	186	186	52
Controllable Assets	-	-	-	3
Fees and Payments	39	39	39	279
Materials and Supplies	110	110	110	63
Purchased Services	50	50	50	39
Travel	456	456	456	226
Utilities	-	-	-	1
	5,442	5,342	5,342	7,091

Municipal and Community Affairs

Sport, Recreation and Youth

Grants, Contributions and Transfers

(thousands of dollars)

	2019-2020 Main Estimates	2018-2019 Revised Estimates	2018-2019 Main Estimates	2017-2018 Actuals
Grants				
High Performance Athlete Grant	100	100	100	64
Contributions				
Annual Non-Government Organization Stabilization Fund	700	350	350	350
Arctic Winter Games 2018 Host Society	-	-	-	1,500
Get Active NWT	100	100	100	100
Healthy Choices Initiative	765	765	765	765
Multisport Games	-	250	250	650
Pan Territorial Sport Program	272	272	272	272
Recreation Contributions	450	450	450	450
Volunteer Contributions	70	70	70	19
Volunteer Recognition	30	30	30	1
Youth Centres	500	500	500	500
Youth Corps	675	675	675	644
	3,562	3,462	3,462	5,251
Total Grants and Contributions	3,662	3,562	3,562	5,315

Descriptions of Grants and Contributions

High Performance Athlete Grant (100) - A grant to NWT athletes achieving high performance standards within their sport.

Annual Non-Government Organization Stabilization Fund (700) - Short-term funding to support non-government organizations to stabilize operations or develop their capacity to manage programs and services.

Arctic Winter Games 2018 Host Society - Funding to support hosting costs for the 2018 Arctic Winter Games in the Northwest Territories.

Get Active NWT (100) - Funds to encourage community groups to organize local events to assist residents to become more physically active.

Healthy Choices Initiative (765) - Funds to support the implementation of an active after school physical activity program.

Multisport Games - To provide funding to support team NWT participation in major sporting events.

Municipal and Community Affairs

Sport, Recreation and Youth

Grants, Contributions and Transfers

Pan Territorial Sport Program (272) - Contributions to Sport & Recreation partners to support community sports programs.

Recreation Contributions (450) - Contributions to territorial sport or recreation organizations to expand programs and services which encourage residents to become more physically active.

Volunteer Contributions (70) - Funding to assist non-profit non-government agencies with training for volunteers.

Volunteer Recognition (30) - Funding to assist community governments to promote and encourage community volunteerism through planned community recognition events.

Youth Centres (500) - Contributions to community governments or other organizations who operate local youth centres providing healthy lifestyle programming.

Youth Corps (675) - Contributions to territorial level youth serving organizations for longer term programs and services that include youth leadership development, healthy choices and volunteer development components.

Municipal and Community Affairs

Sport, Recreation and Youth

Active Positions

	2019-2020				2018-2019			
	Full Time	Part Time	Seasonal	Total	Full Time	Part Time	Seasonal	Total
Regional Allocation								
Headquarters	7	-	-	7	7	-	-	7
North Slave	-	-	-	-	-	-	-	-
Tłıchǫ	-	-	-	-	-	-	-	-
South Slave	-	-	-	-	-	-	-	-
Dehcho	-	-	-	-	-	-	-	-
Sahtu	-	-	-	-	-	-	-	-
Beaufort Delta	-	-	-	-	-	-	-	-
	7	-	-	7	7	-	-	7
Community Allocation								
Headquarters	7	-	-	7	7	-	-	7
Regional Offices	-	-	-	-	-	-	-	-
Other	-	-	-	-	-	-	-	-
	7	-	-	7	7	-	-	7

Full Time and Part Time positions may be indeterminate positions with no end date of employment or for a fixed term. Regional Offices include positions located in Yellowknife Regional Offices (North Slave), Fort Smith, Hay River, Fort Simpson, Norman Wells and Inuvik.

Municipal and Community Affairs
Physical Activity, Sport and Recreation Fund

(Information Item)

The Northwest Territories Lottery Commission is established under the *Western Canada Lottery Act* which received assent by the Legislative Assembly on March 13, 2018. It is responsible for the conduct and operation of the Western Canada Lottery Program (WCLP). The net proceeds of the WCLP are reported in the Physical Activity, Sport and Recreation Fund, a special purpose fund for the promotion and delivery of physical activity, sport and recreation programs.

(thousands of dollars)

	2019-2020 Main Estimates	2018-2019 Revised Estimates	2018-2019 Main Estimates	2017-2018 Actuals
OPERATING RESULTS				
Revenues				
Western Canada Lottery Revenue	5,850	5,850	5,850	-
Expenditures				
Compensation and Benefits	344	344	344	-
Grants, Contributions and Transfers	5,200	5,200	5,200	-
Computer Hardware and Software	25	25	25	-
Contract Services	80	80	80	-
Materials and Supplies	60	60	60	-
Purchased Services	90	90	90	-
Travel	45	45	45	-
	5,844	5,844	5,844	-
Annual Surplus (Deficit)	6	6	6	-
Accumulated Surplus (Deficit), beginning of year	6	-	-	-
Accumulated Surplus (Deficit), end of year	12	6	6	-

Municipal and Community Affairs
Physical Activity, Sport and Recreation Fund

Active Positions
(Information Item)

	2019-2020				2018-2019			
	Full Time	Part Time	Seasonal	Total	Full Time	Part Time	Seasonal	Total
Regional Allocation								
Headquarters	3	-	-	3	3	-	-	3
North Slave	-	-	-	-	-	-	-	-
Tłıchǫ	-	-	-	-	-	-	-	-
South Slave	-	-	-	-	-	-	-	-
Dehcho	-	-	-	-	-	-	-	-
Sahtu	-	-	-	-	-	-	-	-
Beaufort Delta	-	-	-	-	-	-	-	-
	3	-	-	3	3	-	-	3
Community Allocation								
Headquarters	3	-	-	3	3	-	-	3
Regional Offices	-	-	-	-	-	-	-	-
Other	-	-	-	-	-	-	-	-
	3	-	-	3	3	-	-	3

Full Time and Part Time positions may be indeterminate positions with no end date of employment or for a fixed term. Regional Offices include positions located in Yellowknife Regional Offices (North Slave), Fort Smith, Hay River, Fort Simpson, Norman Wells and Inuvik.

Municipal and Community Affairs

Work Performed on Behalf of Others

(Information Item)

(thousands of dollars)

Items	2019-2020	2018-2019	2018-2019	2017-2018
	Main Estimates	Revised Estimates	Main Estimates	Actuals
Clean Water and Wastewater Fund	6,259	25,823	22,654	9,703
Designated Authority Council Training	-	4	-	145
Emergency Management Development	79	79	79	77
Gas Tax	15,750	23,248	15,750	19,315
Gwich'in Land Claim Implementation	2	28	2	-
New Building Canada Plan - Small Community Fund	12,717	7,926	8,634	4,803
National Disaster Mitigation - Aklavik	-	102	102	-
National Disaster Mitigation - Tuktoyaktuk	-	48	48	-
Pan Territorial Sport Strategy	252	259	252	331
Public Transit Infrastructure Fund	-	294	220	27
Sahtu Land Claim Implementation	2	28	2	-
Tłıchǫ Agreement Implementation Funding	66	223	66	-
	35,127	58,062	47,809	34,401

Descriptions of Work Performed on Behalf of Others

Clean Water and Wastewater Fund (6,529) - An agreement with the Government of Canada for investments in water and wastewater projects. The fund provides \$51.7 million for 29 infrastructure projects across the Northwest Territories over three years.

Designated Authority Council Training - An agreement with Crown-Indigenous Relations and Northern Affairs Canada (CIRNAC), to support training and development of Band Governments.

Emergency Management Development (79) - An agreement with CIRNAC to support emergency management development on-reserve.

Gas Tax (15,750) - An agreement with Infrastructure Canada, Government of Canada, for the transfer of federal gas tax revenues to municipal governments.

Gwich'in Land Claim Implementation (2) - Under the terms of a 10-year Bilateral Funding Agreement between CIRNAC and the Government of the Northwest Territories (GNWT), CIRNAC will provide funding to the GNWT to assist with Gwich'in implementation activities pursuant to the Gwich'in Implementation Plan.

New Building Canada Plan - Small Community Fund (12,717) - An agreement with the Government of Canada, for New Building Canada Plan funding to provide \$1 billion over 10 years towards the Small Community Fund for projects in smaller communities that address local priorities while contributing to national or regional objectives, and support economic growth, a clean environment and stronger communities.

Municipal and Community Affairs

Work Performed on Behalf of Others

(Information Item)

National Disaster Mitigation - Aklavik - An agreement with the Government of Canada to support the Aklavik Flood Mitigation Plan under the National Disaster Mitigation Program.

National Disaster Mitigation - Tuktoyaktuk - An agreement with the Government Canada to support the Tuktoyaktuk Flood and Shoreline Erosion Mitigation Plan under the National Disaster Mitigation Program.

Pan Territorial Sport Strategy (252) - The GNWT, in conjunction with the Governments of Nunavut and Yukon, have entered into a bilateral agreement to advance sport participation, to enhance the capacity of territorial indigenous sport bodies and to increase indigenous sport participation.

Public Transit Infrastructure Fund - An agreement with the Government of Canada for upgrading and improving public transit systems in the City of Yellowknife over a two-year period.

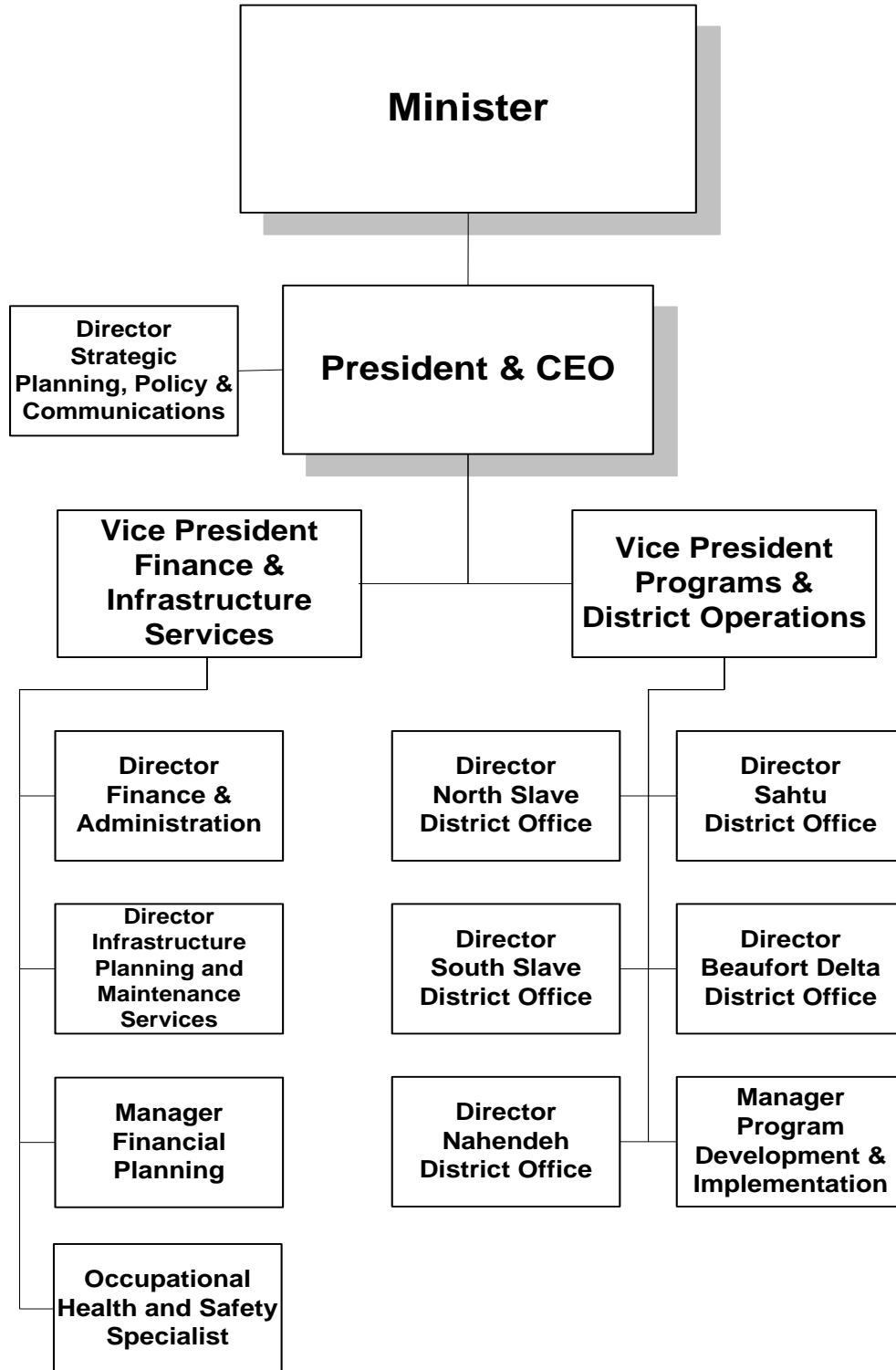
Sahtu Land Claim Implementation (2) - Under the terms of a 10-year Bilateral Funding Agreement between CIRNAC and the GNWT, CIRNAC will provide funding to the GNWT to assist with Sahtu implementation activities pursuant to the Sahtu Implementation Plan.

Tłıchǫ Agreement Implementation Funding (66) - Under the terms of a 10-year Bilateral Funding Agreement between CIRNAC and the GNWT, CIRNAC will provide funding to the GNWT to assist with Tłıchǫ implementation activities pursuant to the Tłıchǫ Implementation Plan.

This page intentionally left blank

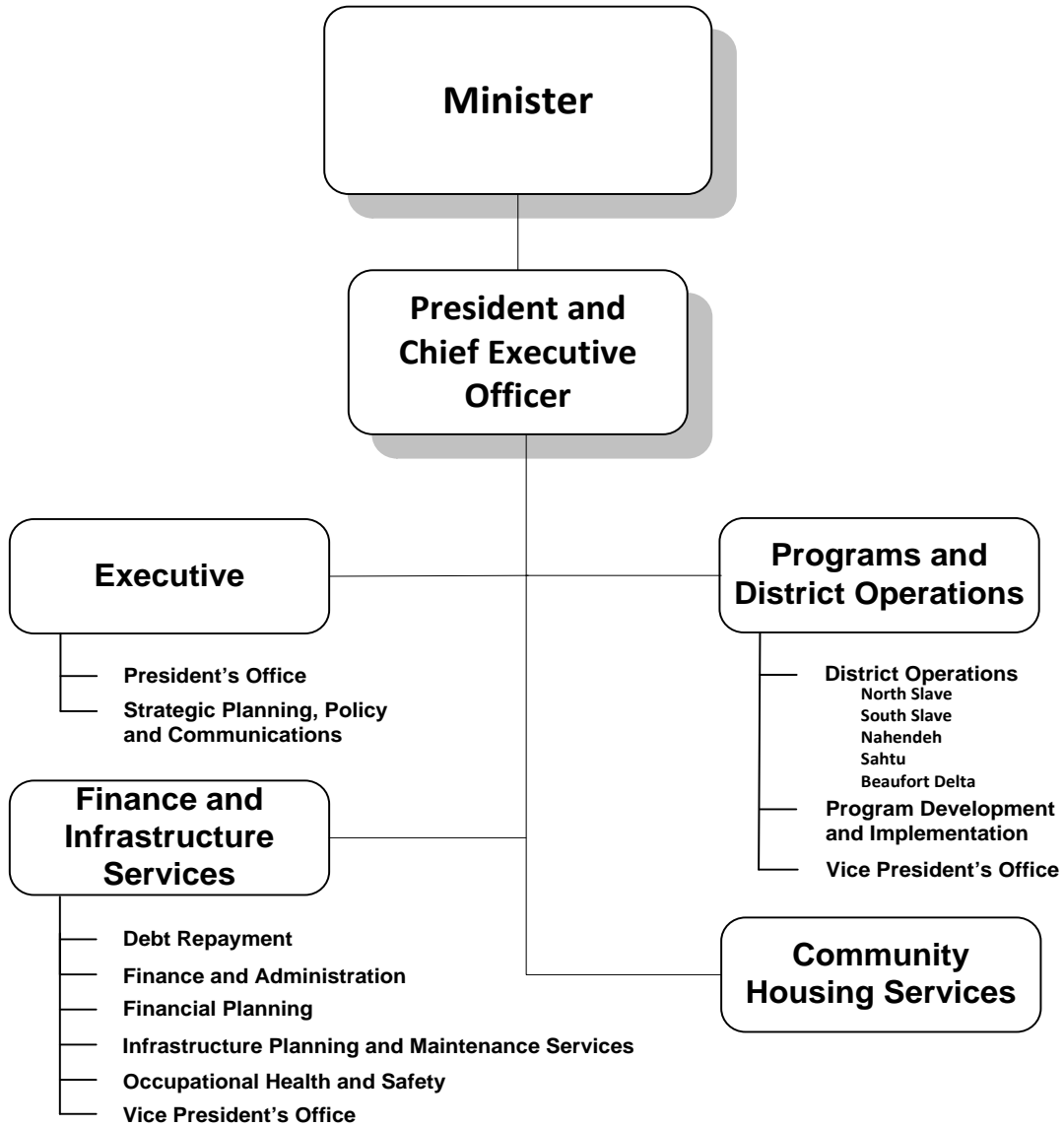
NWT Housing Corporation

**NWT Housing Corporation
Organizational Chart**



NWT Housing Corporation

Accounting Structure Chart

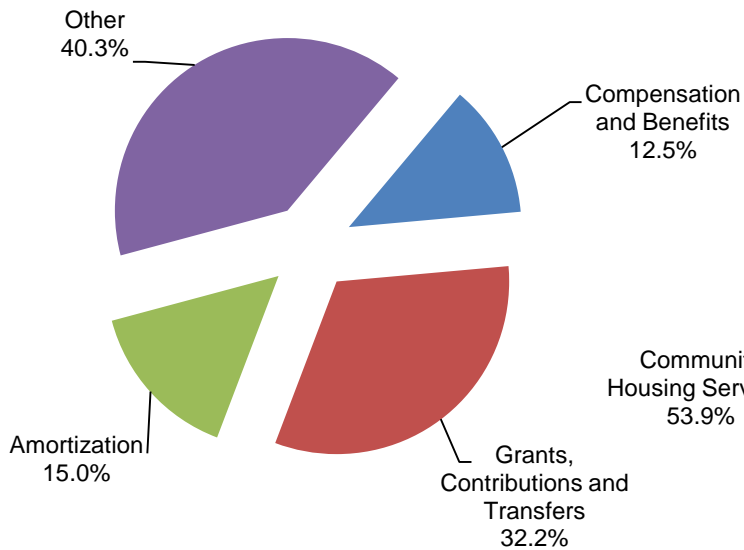


NWT Housing Corporation

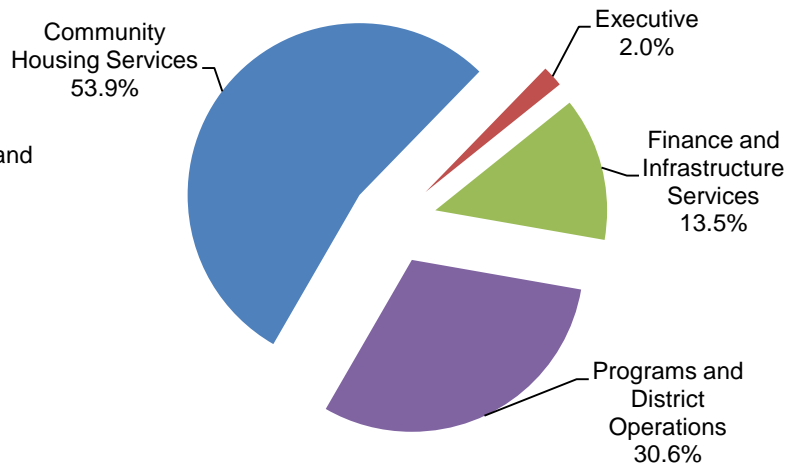
Graphs

Operations Expenditures

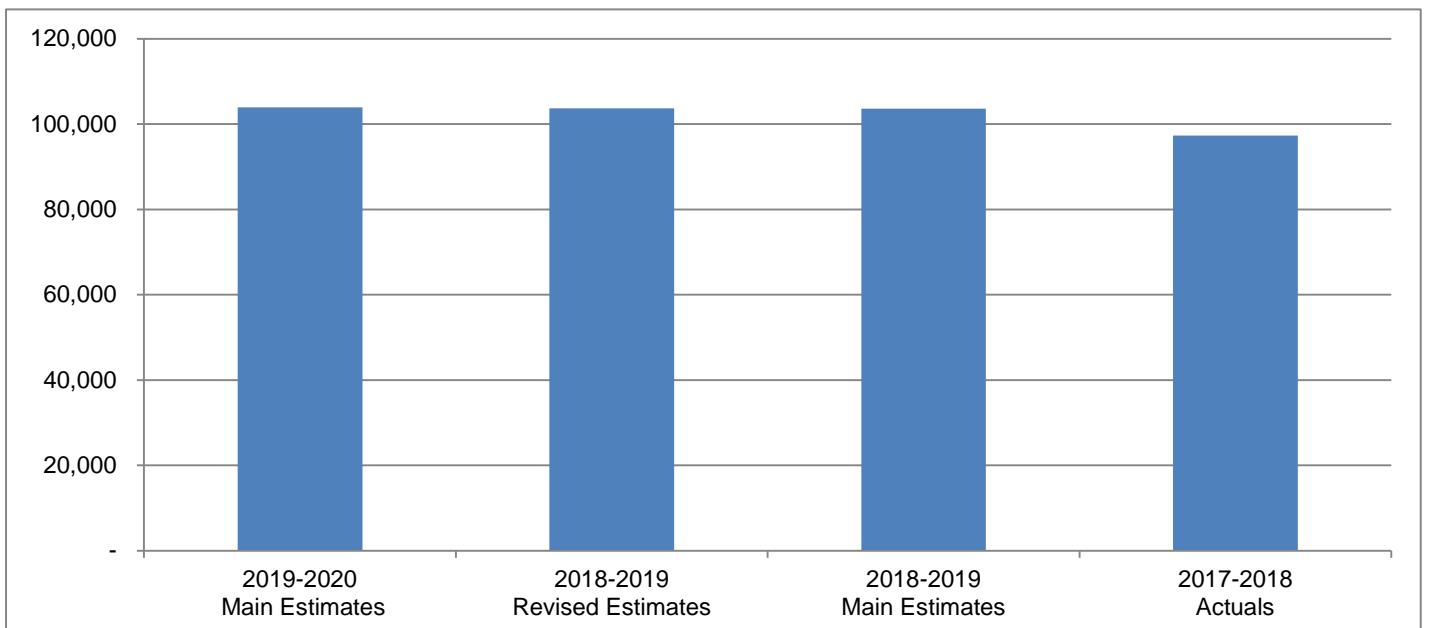
By Expenditure Category



By Activity



**Operations Expenditures Comparison
(thousands of dollars)**



NWT Housing Corporation

The Northwest Territories Housing Corporation (NWT HC) provides social and market housing programs and services including subsidized rental and homeownership programs (including purchase and repairs), and unsubsidized rental housing in rural and remote communities. The NWT HC develops programs and services to address the core housing needs of NWT residents. The NWT HC incorporates energy-efficient technologies in its housing design and in the retrofitting of housing to improve its sustainability and energy efficiency. At the community level, the NWT HC partners with Local Housing Organizations, and Indigenous governments, to manage and administer community housing services in 33 communities.

(thousands of dollars)

	2019-2020 Main Estimates	2018-2019 Revised Estimates	2018-2019 Main Estimates	2017-2018 Actuals
Activity				
Community Housing Services	56,043	56,369	56,369	55,309
Executive	2,060	1,972	1,963	1,957
Finance and Infrastructure Services	14,043	13,378	13,369	14,471
Programs and District Operations	31,760	31,935	31,921	25,564
	103,906	103,654	103,622	97,301
Expenditure Category				
Compensation and Benefits	12,956	12,874	12,842	13,560
Grants, Contributions and Transfers	33,474	34,656	34,656	29,399
Amortization	15,632	14,300	14,300	12,945
Chargebacks	524	345	345	346
Computer Hardware and Software	-	4	4	6
Contract Services	8,275	8,275	8,275	7,685
Controllable Assets	16	16	16	57
Fees and Payments	2,142	1,992	1,992	2,257
Loss on Sale of Assets	-	-	-	261
Materials and Supplies	229	225	225	209
Minor Modernization and Improvements	2,890	3,641	3,641	2,754
Mortgage Payments – Social Housing Agreement	1,004	1,092	1,092	522
Purchased Services	467	467	467	478
Travel	835	820	820	624
Utilities	25,462	24,947	24,947	25,489
	103,906	103,654	103,622	97,301
Total Revenues	99,164	109,731	108,699	113,478
Total Active Positions	104		105	
Infrastructure Investment	19,610	55,186	23,762	18,668

NWT Housing Corporation

Revenue Summary

(Information Item)

(thousands of dollars)

	2019-2020 Main Estimates	2018-2019 Revised Estimates	2018-2019 Main Estimates	2017-2018 Actuals
Government Funding				
Government of the Northwest Territories	70,363	78,201	77,169	74,791
Canada Mortgage and Housing Corporation	17,408	19,620	19,620	25,105
	87,771	97,821	96,789	99,896
Generated Revenues				
Rental revenue	9,263	9,263	9,263	9,981
Recoveries from mortgages and loans	475	475	475	795
Interest revenue on mortgages and loans	120	120	120	122
Investment income	691	691	691	1,105
Gain on disposal of tangible capital assets	-	800	800	-
Lease revenue	425	542	542	499
Other revenue and recoveries	419	19	19	1,080
	11,393	11,910	11,910	13,582
	99,164	109,731	108,699	113,478

NWT Housing Corporation

Active Position Summary

(Information Item)

	2019-2020				2018-2019			
	Full Time	Part Time	Seasonal	Total	Full Time	Part Time	Seasonal	Total
Regional Allocation								
Headquarters	51	-	-	51	51	-	-	51
North Slave	12	-	-	12	12	-	-	12
Tłıchǫ	1	-	-	1	1	-	-	1
South Slave	11	-	-	11	11	-	-	11
Dehcho	7	-	-	7	7	-	-	7
Sahtu	8	-	-	8	8	-	-	8
Beaufort Delta	14	-	-	14	15	-	-	15
	104	-	-	104	105	-	-	105
Community Allocation								
Headquarters	51	-	-	51	51	-	-	51
Regional Offices	52	-	-	52	53	-	-	53
Other	1	-	-	1	1	-	-	1
	104	-	-	104	105	-	-	105

Full Time and Part Time positions may be indeterminate positions with no end date of employment or for a fixed term. Regional Offices include positions located in Yellowknife Regional Offices (North Slave), Fort Smith, Hay River, Fort Simpson, Norman Wells and Inuvik.

NWT Housing Corporation

Community Housing Services

Activity Description

The NWT HC operates approximately 2,800 rental housing units in 33 communities across the Northwest Territories including subsidized public housing and affordable housing units. The Local Housing Organizations (LHOs) provide, under an agency agreement with the NWT HC, property management services including the allocation of units, the assessment and collection of rents, and the provision of preventative and demand maintenance services. In addition, LHOs provide assistance and support to housing clients in accessing NWT HC homeownership programs. Each LHO has an advisory board to oversee their operations.

The Community Housing Services key activities include resources to operate the NWT HC rental housing portfolio including LHO contribution funding for administration, maintenance, apprentices, and training and support workshops. Also included in this activity are the cost of utilities, leasing of supplemental housing units and LHO office and warehouse space, LHO audit fees, minor modernization and improvements and property tax and land lease fees that are paid centrally by the NWT HC.

NWT Housing Corporation
Community Housing Services
Operations Expenditure Summary

(thousands of dollars)

	2019-2020	2018-2019	2018-2019	2017-2018
	Main	Revised	Main	2017-2018
	Estimates	Estimates	Estimates	Actuals
Program Detail				
CHS Audit Costs	422	422	422	402
CHS Office & Warehouse Leases	470	470	470	513
Electrical Power	7,573	7,573	7,573	9,165
Grants and Contributions	20,003	20,093	20,093	20,578
Heating Fuel	9,699	9,699	9,699	8,072
Minor Modernization and Improvements	2,890	3,641	3,641	2,754
Property Taxes & Land Leases	1,814	1,814	1,814	2,119
Rent Supplement Leasing	5,214	5,214	5,214	3,788
Water & Sanitation	7,958	7,443	7,443	7,918
	56,043	56,369	56,369	55,309
Expenditure Category				
Grants, Contributions and Transfers	20,003	20,093	20,093	20,578
Contract Services	6,106	6,106	6,106	4,703
Fees and Payments	1,814	1,814	1,814	2,119
Minor Modernization & Improvements	2,890	3,641	3,641	2,754
Utilities	25,230	24,715	24,715	25,155
	56,043	56,369	56,369	55,309

NWT Housing Corporation
Community Housing Services
Grants, Contributions and Transfers

(thousands of dollars)

	2019-2020 Main Estimates	2018-2019 Revised Estimates	2018-2019 Main Estimates	2017-2018 Actuals
Contributions				
Administration	7,746	7,746	7,746	7,843
Apprentices	861	861	861	824
Maintenance	11,142	11,359	11,359	11,763
Training and Support Workshops	254	127	127	148
Total Contributions	20,003	20,093	20,093	20,578

Descriptions of Contributions

Administration (7,746) - Funding for LHOs to provide property management services.

Apprentices (861) - Funding for LHOs to hire apprentices to increase the supply of qualified tradespersons.

Maintenance (11,142) - Funding for LHOs to undertake demand and preventative maintenance activities to support the provision of good quality housing.

Training and Support Workshops (254) - Funding to provide LHO staff with additional training and support through workshops.

NWT Housing Corporation

Executive

Activity Description

The Executive, comprised of the President's Office and the Strategic Planning, Policy and Communications Division, manages the implementation of the Government's direction related to housing services.

The President's Office is responsible for supporting the Minister Responsible for the NWT HC, providing overall strategic and operational direction, leading the senior management team, and managing the human and financial resources of the NWT HC.

The Strategic Planning, Policy and Communications Division provides support with regard to long-term strategic direction and planning for the NWT HC. This Division is also responsible for strategic and business planning, policy development, qualitative and quantitative research, corporate communications and homelessness initiatives. This section represents the NWT HC on a Federal/Provincial/Territorial level, on interdepartmental working groups, and on other committees.

NWT Housing Corporation

Executive

Operations Expenditure Summary

(thousands of dollars)

	2019-2020 Main Estimates	2018-2019 Revised Estimates	2018-2019 Main Estimates	2017-2018 Actuals
Program Detail				
President's Office	633	604	598	945
Strategic Planning, Policy and Communications	1,427	1,368	1,365	1,012
	2,060	1,972	1,963	1,957
Expenditure Category				
Compensation and Benefits	1,768	1,680	1,671	1,861
Contract Services	-	-	-	12
Fees and Payments	3	3	3	-
Materials and Supplies	60	60	60	8
Purchased Services	67	67	67	11
	2,060	1,972	1,963	1,957

NWT Housing Corporation

Finance and Infrastructure Services

Activity Description

The Finance and Infrastructure Services activity is comprised of Debt Repayment, the Finance and Administration Division, Financial Planning Section, the Infrastructures Services Division and the Occupational Health and Safety (OH&S) Section.

Debt Repayment is the responsibility of this branch, which refers to the payment of long term debt to the Canada Mortgage and Housing Corporation for the provision of rental housing .

The Finance and Administration division is responsible for the overall financial affairs of the NWTHC. This includes the provision of accounting and advisory services, reporting and monitoring, treasury services, mortgage administration and the management of own source revenues and federal funding. The Financial Planning Section leads the development of the infrastructure, revenues and operating budgets for the NWTHC, including the annual business plan and main estimates, and on-going variance analysis and reporting.

The Infrastructure Planning division is responsible for planning, designing, coordinating and implementing the delivery of the NWTHC's capital infrastructure projects, advising on and supporting modernization and improvement projects and homeownership project delivery, securing suitable land for the delivery of housing programs and services, developing and implementing disposal plans, coordinating environmental remediation activities and the overall maintenance management of the NWTHC's housing portfolio.

The Occupational Health and Safety division is responsible for the Corporate wide delivery and on-going modernization of the NWTHC's Occupational Health and Safety Program working closely with headquarters, all District Offices and Local Housing Organizations.

NWT Housing Corporation
Finance and Infrastructure Services
Operations Expenditure Summary

(thousands of dollars)

	2019-2020 Main Estimates	2018-2019 Revised Estimates	2018-2019 Main Estimates	2017-2018 Actuals
Program Detail				
Debt Repayment	1,004	1,092	1,092	985
Finance and Administration	9,866	9,224	9,221	9,818
Financial Planning	263	263	263	268
Infrastructure Planning and Maintenance Services	2,463	2,367	2,364	3,057
Vice President's Office	447	432	429	343
	14,043	13,378	13,369	14,471
Expenditure Category				
Compensation and Benefits	3,944	3,884	3,875	4,077
Grants, Contributions and Transfers	6,124	5,756	5,756	6,156
Amortization	225	244	244	35
Chargebacks	524	345	345	346
Computer Hardware and Software	-	-	-	3
Contract Services	1,271	1,271	1,271	1,857
Controllable Assets	5	5	5	11
Fees and Payments	261	111	111	91
Materials and Supplies	54	54	54	96
Mortgage Payments – Social Housing Agreement	1,004	1,092	1,092	522
Purchased Services	246	246	246	334
Travel	153	138	138	146
Utilities	232	232	232	334
Valuation Allowances	-	-	-	463
	14,043	13,378	13,369	14,471

NWT Housing Corporation

Finance and Infrastructure Services

Grants, Contributions and Transfers

(thousands of dollars)

	2019-2020 Main Estimates	2018-2019 Revised Estimates	2018-2019 Main Estimates	2017-2018 Actuals
Contributions				
Federal and Territorial Funding				
Co-op 2% Write-down	100	129	129	321
Non-profit 2% Write-down	40	40	40	101
Urban Native Fully Targeted	1,415	1,415	1,415	1,479
Non-profit Fully Targeted	750	750	750	859
Other Unilateral Contributions	160	160	160	160
IAH - Unilaterals Renovation Fund	-	-	-	740
	2,465	2,494	2,494	3,660
Homelessness Initiatives				
Emergency Shelters	2,136	1,739	1,739	1,425
Homelessness Assistance Fund	125	125	125	198
Housing First Model	150	150	150	150
Northern Pathways to Housing	280	280	280	26
Small Community Homelessness Fund	200	200	200	187
Shelter Enhancement Fund, Victims of Family Violence	100	100	100	235
	2,991	2,594	2,594	2,221
Non-Residential Building Operations				
Transitional Rent Supplement Program	68	68	68	60
	600	600	600	215
	668	668	668	275
Total Contributions	6,124	5,756	5,756	6,156

Descriptions of Contributions

Federal and Territorial Funding (2,465) - to non-profit, community based organizations to support Rent Geared to Income, Co-op and Special Purpose Projects.

Homelessness Initiatives (2,991) - Funding to support NWT HC emergency shelters and homelessness programs.

Non-Residential Building Operations (68) - Funding provided to support the operation of non-residential buildings in various communities.

Rent Supplement Program (600) - Funding to assist clients who are in core need due to affordability problems and who are not able to access public housing or income support.

NWT Housing Corporation
Programs and District Operations

Activity Description

The Programs and District Operations activity oversees the development, implementation, monitoring, and delivery of programs and initiatives that support the NWTHC's responsiveness to housing needs in the NWT. The Branch provides corporate support, training, and oversight to the NWTHC's five District Offices for the delivery of housing programs and services in order to ensure a continuity of approach to program delivery.

The Program Development and Implementation division works closely with District Offices and LHOs to ensure compliance with existing program policies and procedures. This section also develops and updates ongoing operational policies and procedures to ensure housing programs remain updated and responsive, and to ensure that District Offices and LHOs have the support, training and capacity required to effectively and efficiently deliver the NWTHC's programs and services.

District Operations is responsible for the administration of district capital, program delivery, maintenance, training, assisting in land acquisitions and development, and working closely with stakeholders at the community level. In addition, they also work with LHOs and NWT residents to identify options for programming to assist individuals and families in decision making regarding their housing needs. This assistance includes the delivery of a range of Homeownership programs including Providing Assistance for Territorial Homeownership (PATH), Contributing Assistance for Repairs and Enhancements (CARE), Contributing Assistance for Repairs and Enhancements Preventive Maintenance (CARE PM), Contributing Assistance for Repairs and Enhancements Mobility for Seniors (CARE Mobility), and Securing Assistance for Emergencies (SAFE).

NWT Housing Corporation
Programs and District Operations
Operations Expenditure Summary

(thousands of dollars)

	2019-2020 Main Estimates	2018-2019 Revised Estimates	2018-2019 Main Estimates	2017-2018 Actuals
Program Detail				
District Operations				
North Slave District	6,850	7,316	7,314	6,062
South Slave District	5,233	5,450	5,447	4,388
Nahendeh District	3,881	4,115	4,113	3,059
Sahtu District	5,009	5,098	5,096	4,050
Beaufort Delta District	9,513	8,682	8,680	6,580
Programs, Development and Implementation	827	827	827	855
Vice President's Office	447	447	444	570
	31,760	31,935	31,921	25,564
Expenditure Category				
Compensation and Benefits	7,244	7,310	7,296	7,622
Grants, Contributions and Transfers	7,347	8,807	8,807	2,665
Amortization	15,407	14,056	14,056	12,910
Computer Hardware and Software	-	4	4	3
Contract Services	898	898	898	1,113
Controllable Assets	11	11	11	46
Fees and Payments	64	64	64	47
Materials and Supplies	115	111	111	105
Purchased Services	154	154	154	133
Travel	520	520	520	413
	31,760	31,935	31,921	25,564

NWT Housing Corporation
Programs and District Operations
Grants, Contributions and Transfers

(thousands of dollars)

	2019-2020 Main Estimates	2018-2019 Revised Estimates	2018-2019 Main Estimates	2017-2018 Actuals
Contributions				
Homeownership Contributions				
Providing Assistance for Territorial Homeownership	75	75	75	51
Contributing Assistance for Residential Enhancements (CARE)	2,000	2,000	2,000	1,010
CARE Preventative Maintenance	872	872	872	446
Securing Assistance for Emergencies	1,160	1,160	1,160	881
Seniors Aging in Place Retrofits and Repairs	500	500	500	227
Community Housing Support Initiative	900	900	900	-
New Home Program	1,440	2,900	2,900	-
Fuel Tank Replacement for Homeowners	300	300	300	-
Habitat for Humanity	100	100	100	50
Total Contributions	7,347	8,807	8,807	2,665

Descriptions of Contributions

Minor Capital Contributions (7,347) - Funding to complete minor maintenance and improvements on NWT HC assets, and funding to assist homeowners with repairs through various NWT HC programs.

NWT Housing Corporation

Lease Commitments

(Information Item)

(thousands of dollars)

Type of Property	Community	2019-2020	
		Main Estimates	Future Lease Payments
North Slave District			
Public Housing	61 units, Yellowknife	971	80
Office Space	Yellowknife, Headquarters	990	3,467
Office Space	Yellowknife, North Slave District	222	1,149
Office Space	Local Housing Organization (LHO) □ Office, Behchokō	61	-
Public Housing	5 units, Yellowknife	82	89
Public Housing	4 units, N'dilo	82	82
Warehouse	LHO warehouse/shop Yellowknife	37	18
Office Space	LHO Office Yellowknife	53	158
South Slave District			
Public Housing	6 units, Hay River	128	331
Office Space	Hay River, South Slave District	20	-
Sahtu District			
Office Space	Norman Wells, Sahtu District	105	194
Nahendeh District			
Public Housing	2 units, Fort Simpson	47	-
Office Space	Fort Simpson, Nahendeh District	160	666
Beaufort Delta District			
Office Space	Inuvik, Beaufort Delta District	255	2,194
Office Space	LHO Office, Aklavik	54	-
Office Space	LHO Office, Inuvik	69	-
		3,336	8,428

The above leases do not include capital leases. In the event a lease is deemed to be a capital lease the associated asset is included in tangible capital assets and amortized over the useful life of the asset; and the lease is recorded as a financial liability.

The Main Estimates and Future Lease Payment amounts represent the Base Rent cost, excluding any operations and maintenance component that is included in the total Lease costs in the agreement.

This page intentionally left blank

Appendix A - Glossary

Activity	A division of a Department.
Amortization	The portion of the total cost of a tangible capital asset (TCA) that is charged to an operations expense in the current fiscal period as a result of charging the cost of a TCA to an operations expense over its useful economic life.
Appropriation	The authority to incur an expenditure that is set out in an Act respecting the authorization of expenditures, or the express authority in the <i>Financial Administration Act</i> or another Act to incur an expenditure, or to make a disbursement out of the Consolidated Revenue Fund.
Budget	A detailed estimate of future transactions, in terms of quantities, money values or both, designed for planning and control over future operations and activities.
Capital Investment Expenditures	An expenditure incurred to purchase, construct, develop or otherwise acquire a tangible capital asset to be owned by Government or a Public Agency.
Capital Projects	Projects established for the purchase or construction of tangible capital assets. Small Capital projects are projects with a value less than \$600,000. Large Capital projects are projects with a value or \$600,000 or greater.
Contribution	A conditional transfer of approved funds to a third party to fulfill a statutory obligation or other Government objective within a specified time frame.
Department	A division of the public service continued or established by statute, or designated as a department by the Commissioner in Executive Council, on the recommendation of the Premier; or the Office of the Legislative Assembly.
Disposals	The process of removing of an asset from use and from the accounting records as a result of destruction, loss, obsolescence or abandonment.
Estimates	Annual estimates of expenditures and revenues of the GNWT in the context of budgets (i.e. Main Estimates for operations revenue and expenses; Capital Estimates for infrastructure expenditures).
Expenditure	For purposes of the <i>Financial Administration Act</i> , means an outlay of funds, or incurrence of a liability, that results in an operating expense or infrastructure expenditure.
Financial Instrument	Any contract that gives rise to a financial asset of one entity and a financial liability or equity instrument of another entity.
Financial Management Board	The committee of the Executive Council, established by the <i>Financial Administration Act</i> .

Appendix A - Glossary

Fiscal Year	<p>For the GNWT: the period beginning on April 1 in one year and ending on March 31 in the next year.</p> <p>For a Public Agency: if the period of a fiscal year or financial year for the Public Agency is addressed in the Act under which the Public Agency is established, that period; the period set under the <i>Financial Administration Act</i> by the Board; or the same period as for the GNWT (April 1 to March 31) if not addressed in the Act under which the Public Agency is established and the Board has not set a period under the appropriate section of the <i>Financial Administration Act</i>.</p>
Foreign Currency Exchange Loss	<p>The amount by which the reporting currency of a financial instrument devalues between the time that the financial instrument is acquired and when it is settled.</p>
Grant	<p>An unconditional transfer of funds or assets where the recipient's eligibility and entitlement to it may be verified.</p>
Infrastructure Contribution	<p>A contribution made to a third party, by the Government, to purchase, construct, develop or acquire a Tangible Capital Asset, where the ownership of the asset is retained by the third party.</p>
Loss on Sale of Assets	<p>The amount by which the net book value of a tangible capital asset (TCA) exceeds the proceeds of sale of that TCA.</p>
Net Book Value	<p>The cost of a tangible capital asset, less both accumulated amortization and the amount of any write-downs.</p>
Position	<p>A job description established within the public service. The term "active positions" includes positions that are occupied, or temporarily vacant, but will be staffed.</p>
Public Agency	<p>A statutory body or territorial corporation specified in Schedule A, B or C of the <i>Financial Administration Act</i>.</p>
Regions	<p>Geographical sub-divisions of the Northwest Territories for administrative purposes.</p>
Tangible Capital Asset (TCA)	<p>A non-financial asset having physical substance that is held for use in the production or supply of goods, delivery of services or program outputs, has a useful economic life beyond one fiscal year, is intended to be used on a continuing basis, and is not intended for resale in the ordinary course of operations.</p>
Valuation Allowance	<p>An amount recorded to recognize the potential reduction in value of a recorded financial asset or non-financial asset due to the recorded amount not likely to be fully recovered or fully realized. The valuation allowance is an offset to the recorded amount of the asset to determine the carrying value, net book value, or net realizable value of the related asset.</p>

Appendix A - Glossary

Work-in-progress

An account used to record capital expenditures prior to the applicable tangible capital asset being substantially complete or put into service.

Work Performed on Behalf of Others

The Government undertakes to perform certain functions in the Northwest Territories on behalf of the Government of Canada or others. Funds expended for these activities are fully recovered and are not required to be appropriated by the Legislative Assembly.

Appendix B - Budget Development Process

1. Fiscal Strategy Development

Under the direction of the Minister of Finance, the Department of Finance prepares a multi-year fiscal framework. The framework is an overview of the projected financial position of the government based on a set of assumptions about revenues, expenditures, and federal transfer payments.

In the development of a fiscal strategy, the framework is used as a modeling tool to project the fiscal position of the government, assuming current policies and trends are maintained, as well as alternate positions based on various policy changes, new policies and new initiatives. This allows the Financial Management Board and the Executive Council to assess whether the current mix of expenditures and taxes are appropriate. If the mix cannot be sustained, or change is desired for policy reasons, it allows for an evaluation of alternatives in expenditures, taxation, and borrowing.

Based on the government's current financial position, program objectives and the fiscal alternative chosen, targets for each department are approved by the Financial Management Board and instructions are issued to departments for the development of multi-year business plans.

2. Business Plan Development and Review

The multi-year business planning approach links strategic planning with resource allocation. The business planning process includes setting goals, developing strategies to achieve the goals, and establishing targets and outcome measures. The Executive Council approves a Business Plan, which sets goals and strategic priorities for the Government. The departmental business plans are developed to support the overall Government's goals. As part of the process, departments identify the challenges and pressures confronting them, and map out how to meet those challenges within available resources. Business Plans identify key strategies that each department will implement to achieve its goals, and also identify outcome measures and targets to be achieved.

Business plans focus on two areas of expenditures: Operations and Infrastructure.

a) Operations Expenditures

The Financial Management Board establishes departmental planning targets. Individual departments develop and document projections of forced expenditure growth in existing programs on the basis of demographics or utilization trends, possible expenditure reductions, required service level increases and other anticipated changes for each departmental program. This is done in accordance with Financial Management Board instructions.

New or expanded programs are justified in relation to government priorities, policy directives, and/or changes to industrial norms or national standards.

Departmental business plans are submitted for review, analysis, and compilation by the Departments of the Executive and Finance before presentation to the Executive Council and Financial Management Board. They are then referred to Legislative Standing Committees for review.

b) Infrastructure Investment

In the 2009-10 fiscal year, the Government moved the consideration of the Capital Plan to the fall session of the Legislative Assembly. The capital planning process provides for one capital investment target with all departmental projects competing for the available funding. The result is that projects are prioritized on a government-wide basis versus a departmental basis.

Appendix B - Budget Development Process

The capital planning process for each planning cycle starts with community consultations. Community consultations are conducted to ensure communities are:

1. Consulted annually on their capital needs;
2. Provided explanations on the allocation of resources to capital investment; and the application of priority criteria along with the political and other influences on the process will be provided; and,
3. Provided direct feedback on the consultations, including feedback to communities on the inclusion or exclusion of community projects in the capital plan or capital needs assessment; and if requested, a follow-up meeting with the communities to explain the capital plan and disposition of their proposed projects.

The results from community consultations are taken into consideration in the development of the initial capital needs assessments completed by departments. Projects included in the first five years of the needs assessment are then rated against a common set of criteria.

The rating of the proposed Infrastructure projects and the available funding are taken into consideration in developing a preliminary Infrastructure acquisition plan. The preliminary plan is first reviewed by a Deputy Ministers Steering Committee and secondly by the Financial Management Board prior to a review by Standing Committees and the final approval when presented in the Main Estimates to the Legislative Assembly. Changes to the plan can be effected through any of the reviews prior to final approval.

3. Main Estimates Development Process

Once the business plans and infrastructure acquisition plan have been reviewed by Standing Committees, departments proceed to prepare their annual estimates.

There is a minimum level of detail required in the development of the Main Estimates. Departments may budget at more detailed levels for internal purposes, as deemed necessary. Each department is responsible for the development of their budget. In this development, a minimum level of detail is established which will meet the requirements of the Main Estimates and provide for the budget to be loaded into the System for Accountability and Management (SAM).

The Department of Finance coordinates all departmental information to produce the Main Estimates and it is responsible for coordinating the input of the budget into SAM once it is approved by the Legislative Assembly.

The Main Estimates are reviewed by the Department of Finance for uniformity, consistency of presentation and adherence to targets and guidelines. The Financial Management Board then approves the Draft Main Estimates for forwarding to the Legislative Assembly Standing Committees for their review prior to the commencement of the Budget Session.

4. Budget Address Development

Under the direction of the Minister of Finance, the Department of Finance drafts the text of the Budget Address.

The Budget Address includes an outline of current trends and anticipated developments, and identifies the Government's plan of action related to its established strategies and priorities, for the upcoming fiscal year.

In addition, the Budget Address highlights new tax and program initiatives and their expected impacts on the economy and Government revenues or expenditures.

Appendix B - Budget Development Process

5. *Presentation to the Legislative Assembly*

Following the presentation of the Budget Address to the Legislative Assembly by the Minister of Finance, the Main Estimates are tabled in the Legislative Assembly. After the Legislative Assembly has completed its review, the Assembly approves the *Appropriation Act (Operations Expenditures)* for the fiscal year.

6. *Preparation and Entry of Approved Budgets into the System for Accountability and Management*

The departments are required to provide the detailed data and coding structure, in a format established by the Department of Finance, for entry of the budget into the System for Accountability and Management.

The actual transfer is automated and is organized so that departmental budgets are in place on April 1.

7. *Variance Reporting - Monitoring of Expenditures and Revenues against Budgets*

During the course of the year, the System for Accountability and Management produces monthly reports comparing year-to-date revenues and expenditures to the year-to-date budget.

Departments must respond monthly to the Financial Management Board on the status of their expenditures and revenues, as compared to budget, and provide projections to year-end.

The variance information and revised year-end projections, obtained through the expenditure and revenue monitoring mechanisms, are used during the year to monitor actual performance against the Government's fiscal framework and anticipate requirements for supplementary appropriations and any incremental borrowing.

8. *Supplementary Estimates*

During the course of the year, increases may be required to a department's spending authority. This is accomplished by way of Supplementary Estimates. Supplementary Estimates are presented to the Legislative Assembly for approval during regular sittings of the Assembly.

Upon approval of Supplementary Estimates by the Legislative Assembly, budget entries are prepared and entered into the System for Accountability and Management.

9. *Special Warrants*

In emergency situations, the Financial Management Board may recommend a Special Warrant to the Commissioner for approval of spending authority, to allow a department to respond quickly to an urgent and unforeseen need that meets the criteria as defined in the *Financial Administration Act*.