

2014/2015 **Grants and Contributions** **Results Report**

October 2015

To request this document in French please call the
Department of Industry, Tourism and Investment
at (867) 920-8696

Si vous souhaitez obtenir le présent document en français, communiquez avec le
ministère de l'Industrie, du Tourisme et de l'Investissement
en composant le 867-920-8696.

TABLE OF CONTENTS

Minister's Message	1
Executive Summary	2
Preface	2
Summary of Results	2
Major Grants and Contributions	3
New Economic Environment	4
Regional Results	5
Sector Distribution	6
Grants and Contributions by Community Level	6
Community Detail	7
Program Detail	8
Highlights for 2014/2015	9
Program Results Reporting	10
Investment and Economic Analysis	10
Community Transfer Initiatives	10
Community Futures	12
Support for Entrepreneurs and Economic Development	13
Traditional Economy	16
Commercial Fishery Assistance Industry Support	16
Community Harvesters Assistance Program	18
Genuine Mackenzie Valley Fur Program	20
Hunters and Trappers Disaster Compensation Program	23
Local Wildlife Committees	25
Northern Food Development Program	27
Take a Kid Trapping/Harvesting	29
Western Harvesters Assistance Program	32
Energy Planning	33
Energy Initiatives	33
Tourism and Parks	35
Community Tourism Infrastructure Contribution	35
Sport Hunt Outfitter Marketing Support	37
Tourism Industry Destination Marketing Organization	39
Tourism Product Diversification and Marketing	43

Tourism Training Fund	47
Petroleum Resources	49
Aboriginal Capacity Building	49
Support to the Aboriginal Pipeline Group	53
Mineral Resources	55
Mining Incentive Program.....	55
Appendix A.....	57
SEED Policy Summary Report by Region.....	57

MINISTER'S MESSAGE

The Northwest Territories (NWT) is vibrant, strong, and diverse, full of people with the entrepreneurial spirit to make the North an even better place to live, work and visit. By investing in their efforts, the Government of the Northwest Territories increases community capacity, diversifies the economy, and creates job opportunities where they are most needed.

Grants and contributions are available to residents, businesses and community associations in every community across the NWT.

In 2014/2015, approximately \$21.5 million was provided, supporting a range of clients in economic development, business, trade, mineral and petroleum development, tourism, and the traditional economy.

This included our new NWT Film Rebate Program and the Mining Incentive Program. Both new programs make the NWT a more desirable location for their industries, and offset some of the increased costs of doing business in the territory. NWT businesses depend on one another, and even small investments have direct and indirect benefits across several sectors in a region and the territory.

The NWT's economy continues to be dominated by resource development. Our government is open for business with socially and environmentally responsible companies that will make sure the benefits accrue to Northerners. Responsible resource development is the key to a sustainable economic future with jobs and business opportunities for our communities. Together we will ensure our environment is protected and our communities can flourish.

Northern entrepreneurs are the key to building a balanced, diverse economy. By creating a competitive business environment in which NWT residents can invest and prosper, we create new opportunities and unlock our potential.



The Honourable David Ramsay
Minister of Industry, Tourism and Investment

INDUSTRY, TOURISM AND INVESTMENT GRANTS AND CONTRIBUTIONS PROGRAMS RESULTS REPORT 2014/2015

EXECUTIVE SUMMARY

PREFACE

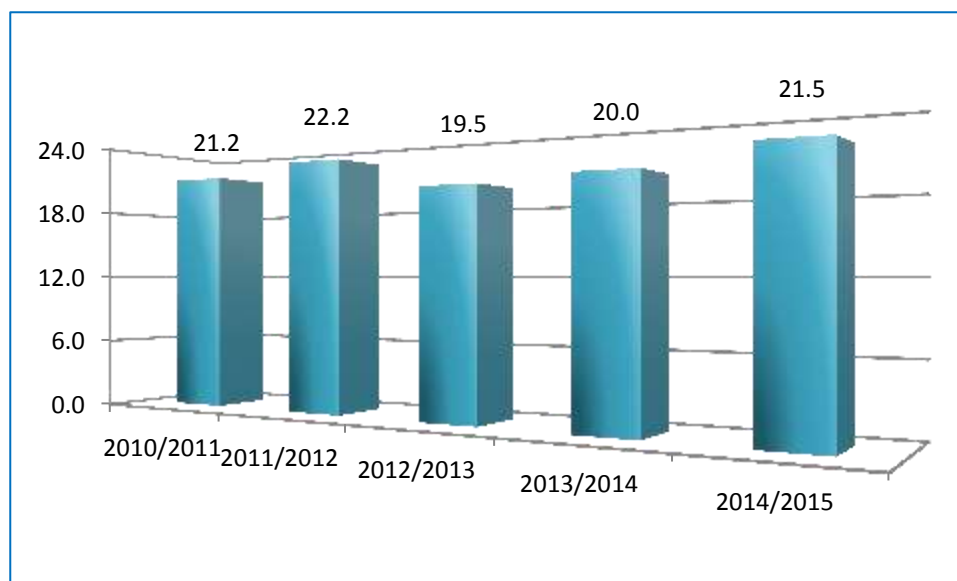
The Mission Statement of the Department of Industry, Tourism and Investment ('ITI' or 'the Department') states: "In partnership with others, ITI will provide quality programs and services to promote and support Northwest Territories (NWT) economic prosperity and community self-reliance."

To this end, the Department offers financial grants and contributions to a wide range of clients and agencies in a variety of sectors. This Report provides a summary of grants and contributions provided throughout the 2014/2015 fiscal year.

SUMMARY OF RESULTS

Over the 2014/2015 fiscal year, ITI provided approximately \$21.5 million in grants and contributions to more than 1,500 individuals, entrepreneurs, groups and businesses across the NWT. Contribution assistance over the 2014/2015 period increased by almost \$1.5 million compared to the previous fiscal year.

Chart 1: Grants and Contributions over Five Years (\$ millions)



MAJOR GRANTS AND CONTRIBUTIONS

ITI provided \$8.839 million in funding for three major NWT-wide organizations that have a significant impact on the economic well-being of NWT residents and businesses. Those were: the NWT Business Development and Investment Corporation (BDIC), Northwest Territories Tourism (NWTT) and NWT Energy Corporation (NTEC).

Table 1: Contributions by Client exceeding \$1,000,000

	Client	Total Contribution
1	NWTT – Tourism Industry Contribution	\$3,736,000
2	BDIC – Operations	\$3,707,000
3	NTEC – NWT Energy Corporation	\$1,396,830

Other major contributions went towards community and regional economic support and development in the mineral and petroleum, energy, tourism, agriculture and traditional economy sectors. Popularity and participation led to \$3,662,410 in contributions as detailed in Table 2 below.

Table 2: Contributions by Client exceeding \$100,000

	Client	Total Contribution
1	Tlicho Government	\$447,824
2	Sahtu Business Development Centre	333,000
3	Deh Cho Business Development Centre	321,630
4	Akaiicho Business Development	263,920
5	Western Arctic Business (WABDS)	239,270
6	Northwest Territories Power Corporation	180,000
7	Thebacha Business Development	174,660
8	Up North Tours	165,000
9	Northern Frontiers Visitors Association	161,000
10	NWT Fisherman’s Federation	156,470
11	Hamlet of Ulukhaktok	136,000
12	Deninu K’ue Development Corporation	132,668
13	Gwich’in Tribal Council	130,000
14	Tulita Yamoria Community Secretariat	123,528
15	Enodah Wilderness Travel	121,560
16	Hamlet of Tuktoyaktuk	121,180
17	Deline First Nation	120,000
18	K’asho Got’ine Charter Community	120,000
19	Deninu Ku’e First Nations	114,700
20	Mackenzie Valley Aboriginal Pipeline LP	\$100,000

During the 2014/2015 fiscal year, ITI provided additional assistance in the form of grants, toward traditional economy activities to the tune of \$690,949 (\$27,787 for Disaster Compensation and \$663,162 toward the Genuine Mackenzie Valley Fur Program).

NEW ECONOMIC ENVIRONMENT

The NWT economy is affected by many factors, from local community issues to global disasters; nothing remains constant from year to year. The various grants and contributions programs provided by ITI are essential to keep pace with the changing economic times and demands. ITI's grants and contributions programs remain flexible to adapt to unpredictable economic changes.

Oil and gas, mining exploration, and development projects continued to dominate the NWT economy during the 2014/2015 fiscal year. The rich resources provided the NWT with the economic base needed for growth. In 2014, this sector represented approximately 29 percent of the NWT's economy. Many business sectors such as trades, construction, and the service sector, benefit directly and indirectly from the resource development activities throughout the NWT. These businesses also provide communities with needed northern employment and additional spin-off services and trade. The mineral and petroleum resource sectors will continue to play a significant role in the NWT economy for the foreseeable future.

Although mineral and petroleum resources continue to be a major driver for the NWT economy, prospects and production are expected to slow down over the next ten to 15 years if conditions remain the same. Globally, commodity prices are depressed, which is slowing mineral exploration not only in the NWT, but across Canada and globally.

Recruitment and retention of workers continues to be an issue in the NWT, as indicated by declining population numbers through the NWT Bureau of Statistics. Along with the difficulty in attracting young people to the north, the NWT is also aging; with 32 percent of the NWT population being 45 and over in 2014, as opposed to just 25 percent in 2004.

With the Devolution transfer of authority over land, water and resources to the GNWT from the federal government on April 1, 2014, decisions regarding onshore development of resources in the NWT will now be made in the NWT. This dynamic is expected to help improve the investment climate in the NWT, with greater participation of northerners in decision making.

High transportation costs and limited transportation infrastructure across the NWT's vast geographic area continue to drive up costs for all goods and services, particularly in small, isolated communities. However, the recent completion of the Dehcho Bridge and the ongoing construction of the Inuvik/Tuktoyaktuk highway are expected to alleviate some of those high costs.

Agriculture has experienced continued growth and interest across the NWT over the last few years. Community gardens have sprouted in all 33 NWT communities, and the successes of the commercial egg barn in Hay River, means that NWT eggs can now be purchased in several communities across the territory.

With the continuation of ITI support, these gardens have already become a new source for economic diversification and import replacement in the NWT.

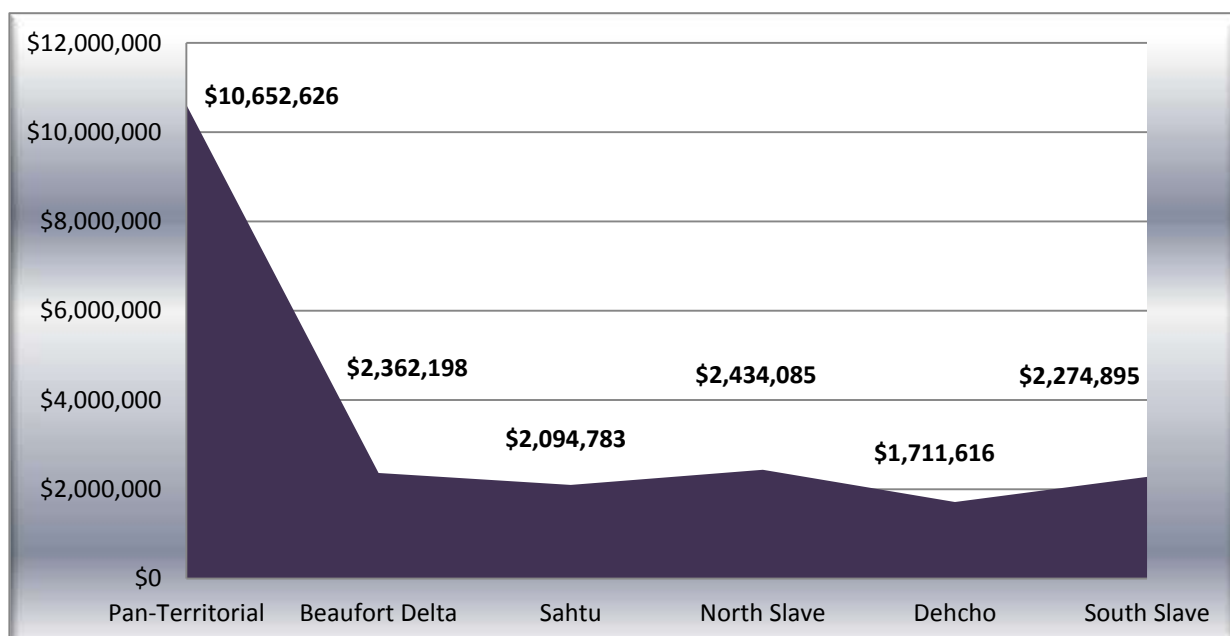
Tourism has and will continue to have a significant impact on the NWT economy. Of all the economic sectors in the NWT, tourism has the potential to present the greatest increased economic impact throughout the territory. Continued investments by ITI in marketing programs, tourism development programs, and training programs are all showing positive results. Aboriginal tourism and Aurora Borealis viewing, in addition to various programs focusing on tourism and parks infrastructure, skills development, and targeted research, will be critical in increasing the economic benefit that tourism will have on the NWT economy.

The release of the Economic Opportunities Strategy (EOS) and the Mineral Development Strategy (MDS) identified significant economic opportunities for NWT residents, businesses and communities, and will help to guide economic growth over the next decade. Developed with the help and input from major stakeholders, governments, businesses, industry, and non-government agencies, the implementation of these Strategies will help to develop important opportunities for the prosperity of the NWT.

REGIONAL RESULTS

Providing more than \$21.53 million in grants and contributions in the 2014/2015 fiscal year, Chart 2 shows the distribution of funding by region. Forty-nine percent of all grants and contributions funds were made to agencies operating throughout the NWT. This would include contributions made to NWT Tourism, BDIC and energy agencies. Otherwise, the distribution of funds across the NWT was fairly evenly distributed to all regions, as shown below.

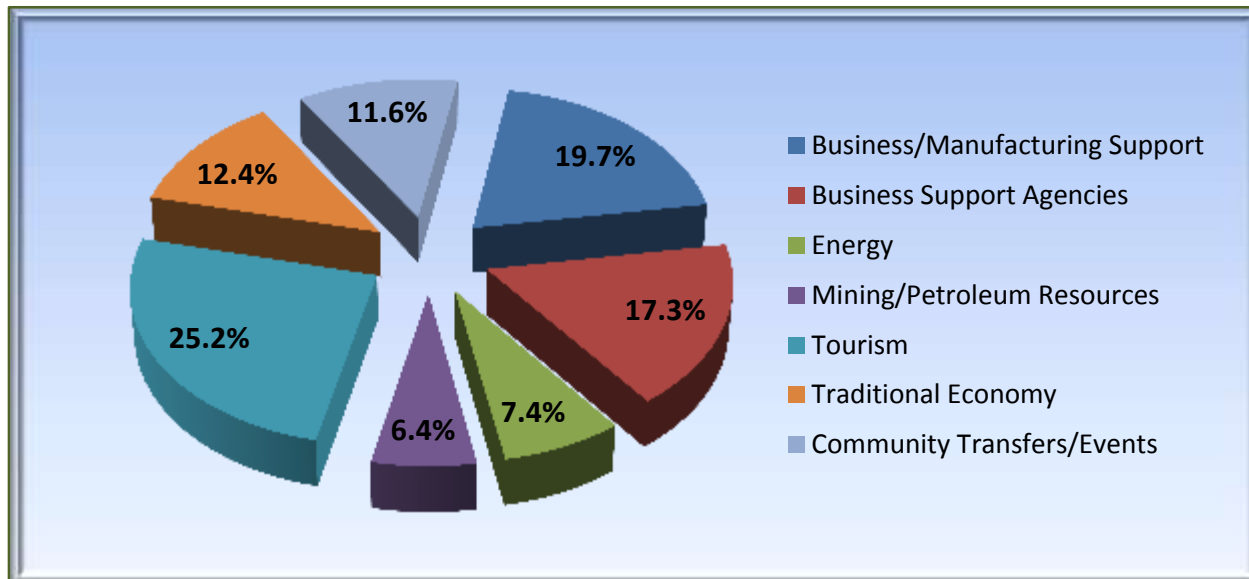
Chart 2: Grants and Contributions by Region 2014/2015 (\$21,530,204)



SECTOR DISTRIBUTION

At \$5,446,558 the tourism sector utilized 25.2 percent of the more than \$21.53 million in grants and contributions for the 2014/2015 fiscal year. This includes funding for marketing, research and product development, training, Aboriginal tourism, and a host of other tourism-related support initiatives. Business and manufacturing support garnered a close second at 19.7 percent, predominantly through the Support for Entrepreneurs and Economic Development (SEED) Policy at \$4,149,323. See Chart 3 below for further breakdowns.

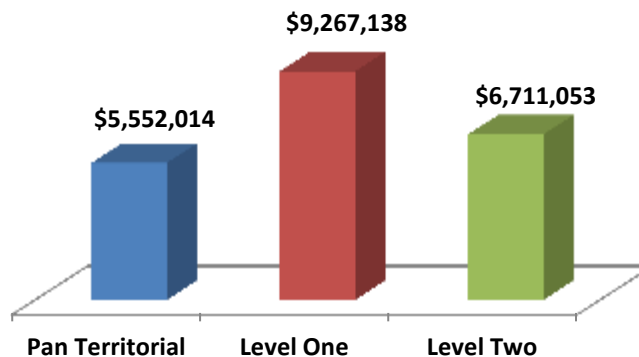
Chart 3: Grants and Contributions by Sector 2014/2015 (\$21,530,204)



GRANTS AND CONTRIBUTIONS BY COMMUNITY LEVEL

Chart 4: Grants and Contributions by Community Level

Grants and contributions are categorized into three distinct groups: Pan-Territorial, Level One or Level Two. Level One communities are Yellowknife, Hay River, Inuvik and Fort Smith. All other NWT communities are categorized as Level Two.



Projects are considered Pan-Territorial if they serve all or a number of communities across the NWT. A total of \$21,530,204 was provided for projects and programs for the 2014/2015 fiscal year.

COMMUNITY DETAIL

ITI's grants and contributions programs are available in all communities across the NWT. Contributions are allocated by community, region or as Pan-Territorial. Typically, the more populous the community, the more applications for funding ITI will receive. The Pan-Territorial listing either involves all communities or many communities.

Table 3: Community Listing of Grants and Contributions for 2014/2015

Community	Total Contribution
Aklavik	\$ 183,284
Behchokò	333,559
Colville Lake	243,120
Dèl'jne	503,824
Enterprise	26,231
Fort Good Hope	482,569
Fort Liard	241,820
Fort McPherson	110,223
Fort Providence	339,442
Fort Resolution	542,991
Fort Simpson	954,377
Fort Smith	585,258
Gamètì	38,259
Hay River	766,798
Hay River Reserve	105,315
Inuvik	1,373,092
Jean Marie River	99,659
Kakisa	83,496
Łutselk'e	95,135
Nahanni Butte	117,426
Norman Wells	643,161
Pan-Territorial	5,552,014
Paulatuk	91,941
Sachs Harbour	47,043
Trout Lake	151,957
Tsiigehtchic	111,476
Tuktoyaktuk	358,797
Tulita	391,297
Ulukhaktok	266,412
Wekweètì	7,391
Whatì	27,665
Wrigley	113,182
Yellowknife*	6,541,990
TOTAL	\$21,530,204

**Includes Dettah and N'dilo*

PROGRAM DETAIL

ITI administered 35 separate program funding opportunities in the 2014/2015 fiscal year for a total of \$21,530,204 in support contributions; as follows:

Contribution Funding by Major ITI Activity for 2014/2015	
<i>Economic Diversification and Business Support</i>	
Community Transfer Initiatives	\$ 1,484,028
Community Futures	985,980
Support for Entrepreneurs and Economic Development Policy	4,149,323
NWT Business Development and Investment Corporation	3,707,000
Economic Opportunities Strategy Various	4,113
Behchoko Community Government – Tłıchǝ Economic Strategy	10,000
Great Northern Arts Festival	25,000
Film Industry Rebate Program	59,985
Growing Forward II Program	45,714
Morel Mushrooms program	75,000
<i>Traditional Economy</i>	
Commercial Fishery Assistance Industry Support	166,211
Community Harvesters Assistance Program	1,161,881
Local Wildlife Committees	138,200
Northern Foods Development Program	417,521
Take a Kid Trapping/Harvesting	6,300
<i>Energy Planning</i>	
Energy Initiatives	1,586,161
<i>Tourism and Parks</i>	
Community Tourism Infrastructure Contribution	225,000
Sport Hunt Outfitter Marketing Support Program	99,584
Tourism Industry Destination Marketing Organization (NWT Core/Marketing)	3,366,000
Tourism Product Diversification and Marketing Program	1,018,523
Skills Development / Tourism Training	26,957
Tourism 2015	305,847
Assist Tourism	65,487
Tourism and Parks Research	3,160
Tourism and Parks Various	75,000
Northern Frontier Visitors Centre	161,000
Convention Bureau Contribution	100,000
<i>Mineral and Petroleum Resources</i>	
Aboriginal Capacity Building	499,986
Support to the Aboriginal Pipeline Group	100,000
Mining Incentive Program	374,967
Aboriginal Mineral Development Support	100,688
Geoscience Contributions to Universities	214,214
Support to Tetlit Gwich'in Renewable Resource Council	7,425
Mineral Resources Various	23,000
NWT Chamber of Mines - Support of Mining Initiatives	50,000
TOTAL CONTRIBUTIONS FUNDING	20,839,255

Grant Funding by Major ITI Activity for 2014/2015	
Traditional Economy	
Genuine Mackenzie Valley Fur Program	663,162
Disaster Compensation	27,787
TOTAL GRANTS FUNDING	690,949
COMBINED CONTRIBUTIONS AND GRANTS FUNDING FOR 2013/2014	\$ 21,530,204

HIGHLIGHTS FOR 2014/2015

ITI provided more than \$21.5 million in grants and contributions assistance to residents, entrepreneurs, groups and businesses during the 2014/2015 fiscal year; an increase in support over the previous fiscal year of almost \$1.5 million.

Support for helping to grow and develop the tourism industry across the NWT continues to be a major priority for the ITI in addressing the 17th Legislative Assembly goal of “*strengthening and diversifying the NWT economy*”.

Aurora tourism in particular is showing huge gains as visitors arriving to view the Aurora Borealis have increased in the last fiscal year by more than 38 percent. In discussions with Aurora tour operators, it is expected that the visitor numbers for Aurora Borealis will also show significant increases once the final numbers come in for the 2014/2015 fiscal year.

In fact, tourism numbers overall, have also increased. Between 2012/2013 and 2013/2014, visitor numbers across all NWT tourism sectors increased from 76,400 to 91,800 respectively.

With the development of the EOS and MDS in 2013; two of the 17th Legislative Assembly’s most significant economic strategies; ITI introduced a few new programs in the 2014/2015 fiscal year to help build and diversify the NWT economy; including:

- The **NWT Film Rebate Program** – a program that is geared to making the NWT a more desirable location for productions.
- The **Mining Incentive Program** – a program which provides funds to eligible prospectors and mining exploration companies to help bolster the NWT mining exploration industry and offset some of the financial risk associated with grassroots mineral exploration in the NWT.

Other initiatives will be introduced as the EOS and MDS implementation plans continue.

The agriculture sector continues to show great gains across the NWT, especially since the establishment of community gardens in all communities. As an example of the agricultural growth, the Northern Food Development Program; ITI provided \$417,521 in direct program funding and an additional \$50,000 towards domestic commercial fisheries marketing and promotions. Contributions were up by seven percent over the previous fiscal year, as interest continues to grow.

PROGRAM RESULTS REPORTING

INVESTMENT AND ECONOMIC ANALYSIS

COMMUNITY TRANSFER INITIATIVES

Purpose

To provide funding for NWT communities to obtain the services of an Economic Development Officer (EDO), who is responsible to that community, through the provision of salary and operations funding to individual communities.

Eligibility

All NWT communities are eligible to request the transfer of ITI EDO positions where those positions have not already been transferred to the community.

Grant/Contribution

Contribution

Maximum Amount per Applicant

The maximum amount allocated per applicant varies by community depending on remoteness and whether the community is eligible for a half or full time position. The attached table provides a summary of transfers for the past three fiscal years.

Program Budget

\$1,582,000 for the 2014/2015 fiscal year

Program Manager

Investment and Economic Analysis Division

Policy Authority

Established under authority of the Minister of ITI

Application Process

Funding is through negotiated agreements.

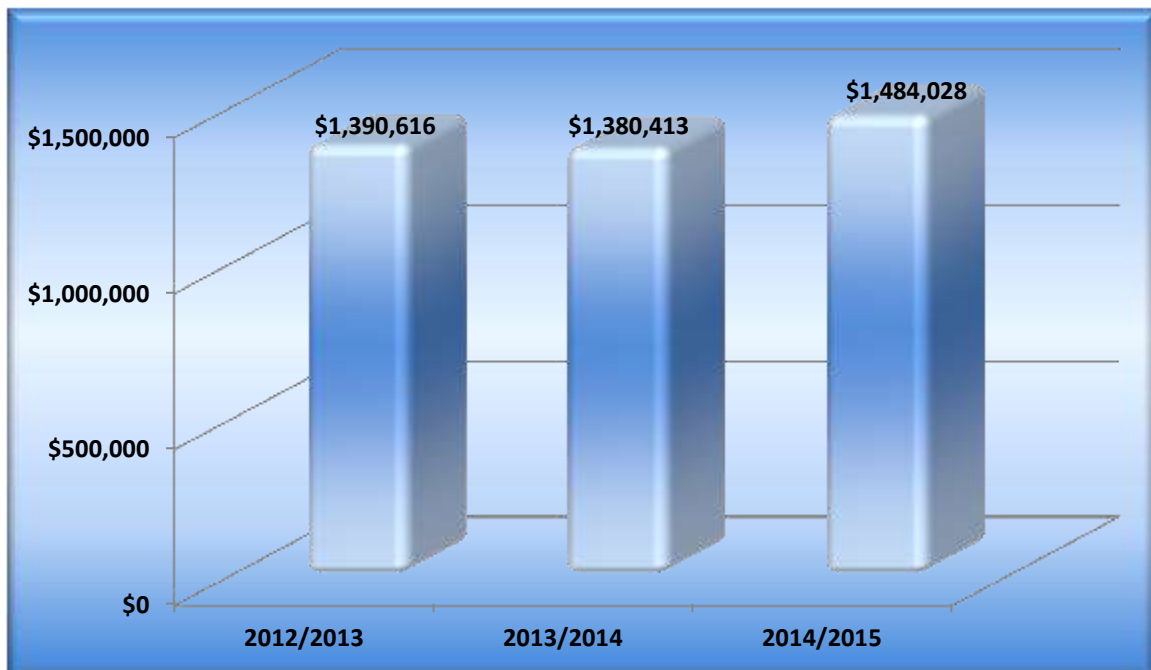
Results Reporting

Results of the Community Transfer Initiative are reported by ITI Regional Offices. Reporting includes an annual operational plan, a quarterly activity report and a performance appraisal for the EDO.

For the 2014/2015 fiscal year, 12 communities in the NWT successfully participated in the Community Transfer Initiatives Program. Total funding contributed was \$1,484,028.

The breakdown by Community for Community Transfer Initiatives is listed below:

Program Detail	Expenditures		
	2012/2013	2013/2014	2014/2015
Akaitcho Business Development Corp.	\$ 108,500	\$ 108,500	\$ 108,500
City of Yellowknife	50,000	50,000	50,000
Community of Fort Good Hope (K'asho Got'ine Charter Community)	119,750	120,000	120,000
Dehcho Business Development Centre	108,000	108,000	118,000
Deninu K'ue First Nation (Fort Resolution)	111,300	113,000	114,700
Déljne First Nation	120,540	120,000	120,000
Hamlet of Fort Liard	-	6,500	-
Hamlet of Tuktoyaktuk	93,898	56,180	121,180
Tulita Yamoria Community Secretariat	120,370	100,000	123,528
Hamlet of Ulukhaktok	86,138	136,000	136,000
Tsiigehtchic Charter Community	59,500	59,500	59,500
Sahtu Business Development Corp.	120,000	120,000	120,000
Tłı̄chǫ Government	292,620	282,733	292,620
Total	\$1,390,616	\$1,380,413	\$1,484,028



INVESTMENT AND ECONOMIC ANALYSIS

COMMUNITY FUTURES

Purpose

ITI supports Community Futures Development Corporations (CFDCs) through annual operational contributions delivered via the Community Futures Program (CFP).

Eligibility

All seven CFDCs are eligible for funding.

Grant/Contribution

Contribution

Maximum Amount Available Per Applicant

N/A

Program Budget

\$1,272,000 for the 2014/2015 fiscal year

Program Manager

Investment and Economic Analysis Division

Policy Authority

Established under the authority of the Minister of ITI

Application Process

Operations funding, via the CFP, is based on a Contribution Agreement model.

Results Reporting

The CFP is a community-based economic development initiative delivered in each region and community by CFDCs. There are currently seven active CFDCs across the NWT operating independently of government as non-profit organizations. A volunteer Board of Directors oversees the CFP and is representative of the regions and communities that it serves. CFDCs operate in all 33 communities in the NWT.

Five of the seven CFDCs currently have a signed Contribution Agreement in place and receive operational contributions annually. In the 2014/2015 fiscal year, a total of \$985,980 in funding was allocated under the CFP to five of the seven CFDCs. Of the two non-funded CFDCs, one prefers to operate outside of the CFP requirements, while the other is undergoing an internal review and did not draw on the CFP in 2014/2015. Funding is set aside should they wish to participate; both are active in their respective regions. While CFDCs have the flexibility to set their own priorities; each offers a set of core services, including:

- Business loans/guarantees including term loans up to a maximum of \$200,000;
- Counselling and assistance for entrepreneurs beginning/expanding a business;
- Wage subsidies for those unemployed and wanting to start a new business; and
- Access to Canada Business NWT sites and business information services.

A separate and detailed report for the CFP is produced and tabled in the Legislative Assembly and posted on the ITI website on an annual basis.

INVESTMENT AND ECONOMIC ANALYSIS

SUPPORT FOR ENTREPRENEURS AND ECONOMIC DEVELOPMENT

Purpose

The Support for Entrepreneurs and Economic Development (SEED) Policy provides contributions toward starting out in business, improving capacity or skills, and helping small communities to expand their local economy.

Eligibility

All NWT businesses, business associations, band/community councils and individuals are eligible. Specific eligibilities are provided under the individual program elements of the Policy.

Grant/Contribution

Contribution

Maximum Amount Available Per Applicant

Up to \$25,000 to any one client in any fiscal year, depending on program category

Program Budget

Program funding was \$3,866,000 for the 2014/2015 fiscal year; significant demand led the program to be oversubscribed for this fiscal year. This funding is inclusive of \$125,000 set aside for projects in the arts and crafts sector, \$100,000 set aside for projects in the film sector, and \$50,000 set aside for the Prospector Grubstake Program.

Program Manager

Investment and Economic Analysis Division

Policy Authority

Established under the authority of the Minister of ITI

Application Process

Application forms may be obtained from any local ITI office. A Contribution Agreement will be drawn up for a successful applicant. Specific terms and conditions vary according to the nature of the contribution and the project or activity being supported.

Results Reporting

In the 2014/2015 fiscal year, ITI provided \$4,149,323 in contributions to 472 individuals, businesses and organizations in the NWT; up from \$3,865,363 in 2013/2014 and \$4,131,250 in 2012/2013.



By SEED Policy Program:

Contributions made under the SEED Policy fall under five program categories:

- Entrepreneur Support
- Sector Support
- Community Economic Development
- Micro Business
- Business Intelligence and Networking

TABLE 1

Distribution of Funding by SEED Policy Program	Contributions (\$)	% Share
Business Intelligence and Networking	136,048	3.3%
Community Economic Development	1,686,064	40.6%
Entrepreneur Support	1,670,862	40.3%
Micro Business	553,727	13.3%
Sector Support	102,622	2.5%
Totals	4,149,323	100%

By Community Level:

Under the SEED Policy, communities are defined as either Level 1 or Level 2 communities, as follows:

SEED COMMUNITY LEVELS	
LEVEL 1	Fort Smith, Hay River, Inuvik, and Yellowknife
LEVEL 2	All Other Communities

- **Level 1:** The most developed communities in the NWT. These communities have well developed community business infrastructure and air/road transportation links.
- **Level 2:** Communities with less-developed business infrastructure and air/road transportation links.

TABLE 2

Distribution of Funding by Community Level	Contributions (\$)	% Share
Level 1	1,530,285	36.9%
Level 2	2,007,221	48.4%
Regional	0	0%
Pan-Territorial	611,817	14.7%
Totals	4,149,323	100%

See Appendix “A” for the full SEED Policy Report by Region and Client.

By Economic Sector:

Under the SEED Policy, contributions are categorized into different economic sectors. In 2014/2015, the economic sectors that received funding were as follows:

2014/2015 SEED Data by Economic Sector		
Activity Name	Amount	% Share
Accommodation, Food and Beverage	\$ 225,080	5.4%
Agriculture	205,130	4.9%
Arts and Crafts	379,414	9.1%
Business Services	333,965	8.1%
Conference	97,462	2.4%
Construction and Design Cost	279,384	6.7%
E-commerce	23,000	0.6%
Education	27,578	0.7%
Energy	69,261	1.7%
Festival	140,606	3.4%
Film Production	133,293	3.2%
Fine Performing Arts	101,633	2.5%
Fisheries	31,676	0.8%
Manufacturing	48,622	1.2%
Mining and Mineral Exploration	83,862	2.0%
Oil and Gas	3,492	0.1%
Original	1,406	0.0%
Other	637,045	15.4%
Public Administration	496,728	12.0%
Retail	141,396	3.4%
Trade Show	39,035	0.9%
Traditional Harvesting	39,670	1.0%
Transportation	120,481	2.9%
Travel and Tourism	478,220	11.5%
Utilities	11,882	0.3%
Total	\$4,149,323	100%

TRADITIONAL ECONOMY

COMMERCIAL FISHERY ASSISTANCE INDUSTRY SUPPORT

Purpose

To offset the high freight and production costs associated with operating commercial fisheries in the NWT.

Eligibility

Eligibility is restricted to commercial fishermen, holders of commercial fishing licences, and members of the Northwest Territories Fishermen's Federation (NWTFF).

Grant/Contribution

Contribution

Maximum Amount Available Per Applicant

Maximum amount available under this Program is:

1. Fish Harvesters Support Program - \$35,000
2. Commercial Fish Harvesters Support Program - \$75,000
3. Fish Harvesters Expansion Program - \$70,000
4. Fish Harvesters New Entrants Support Program - \$10,000
5. Core Funding - \$20,000 (Operations and Maintenance for the NWTFF)

Program Budget

\$225,000 for the 2014/2015 fiscal year

Program Manager

Investment and Economic Analysis Division and the South Slave Regional Superintendent

Policy Authority

Established under authority of the Minister of ITI

Application Process

Program delivery is managed by the NWTFF, through a Memorandum of Understanding with ITI. Commercial fishers apply to the NWTFF for funds.

Results Reporting – 2014/2015

Total contributions of \$166,211 were provided in 2014/2015 through five Program schedules:

(1) Fish Harvesters Support Program

- a) Previous year's fish production records of all fishers and a list detailing the amount each fisher will get under the Program is required.
- b) Program aimed at small producers.
- c) Program allows NWT fishers to continue to fish and earn an income.

(2) Commercial Fish Harvesters Support Program

- a) Program aimed at larger producers.
- b) Amounts are based on previous year's fish production.
- c) Program allows NWT fishers to continue to fish and earn an income.

(3) Fish Harvesters Expansion Program:

Funding aimed at assisting fishers to defray a portion of costs for capital investments in their operations and to establish fish processing capabilities.

(4) Fish Harvesters New Entrants Support Program:

Program aims to provide support to defray a portion of the costs to enter into the fishery.

(5) Traditional/Commercial Harvesters Support Program:

Program aimed at supporting fishers conducting commercial fishing at Kakisa and Tathalina Lakes.

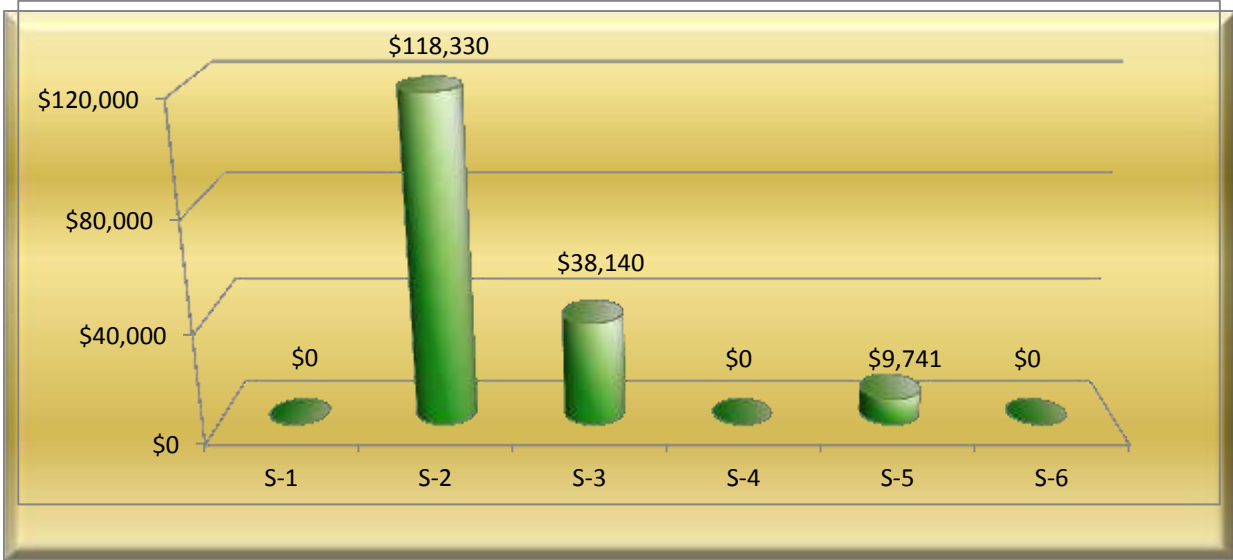
(6) Core Funding:

Funds assist in defraying a portion of the costs of administration for the NWTF.

Contributions under these schedules for the 2014/2015 fiscal year were as follows:

Schedule	Commercial Fishery Assistance Industry Support	Budget	Contributions Provided
1	Fish Harvesters Support Program	35,000	0
2	Commercial Fish Harvesters Support Program	75,000	118,330
3	Fish Harvesters Expansion Program	70,000	38,140
4	Fish Harvesters New Entrants Support Program	10,000	0
5	Traditional/Commercial Harvesters Support Program	15,000	9,741
6	Core Funding	20,000	0
	Total	\$225,000	\$166,211

Commercial Fishery Assistance Industry Support Program by Schedule (2014/2015)



TRADITIONAL ECONOMY

COMMUNITY HARVESTERS ASSISTANCE PROGRAM

Purpose

Provides General Hunting Licence holders with fuel, supplies, and capital assistance, through Local Wildlife Committees (LWCs).

Eligibility

Recognized LWCs are eligible; in the absence of a recognized Local Wildlife Committee, the Minister of ITI may allocate assistance directly to holders of General Hunting Licences.

Grant/Contribution

Contribution

Maximum Amount Available Per Applicant

Payments are made to community and regional organizations that are delegated the responsibility to deliver the program to harvesters. The allocation is calculated based on the number of General Hunting Licence holders in the community and past participation levels.

Program Budget

\$1,074,000 for the 2014/2015 fiscal year

Program Manager

Investment and Economic Analysis Division

Policy Authority

Established under authority of the Minister of ITI

As of April 1, 2015, CHAP has been transferred to the Department of Environment and Natural Resources (ENR)

Application Process

Applications must include a statement of the disposition of previous funding and sufficient information to determine the basis for changed funding requirements. The local Regional Superintendent of ITI reviews the applications and makes recommendations to the Deputy Minister of ITI. Any appeals are submitted to the Minister of ITI.

Results Reporting

Total Program contributions for the CHAP totalled \$1,161,881 for the 2014/2015 fiscal year. CHAP was delivered in 31 communities by 33 organizations recognized by the Minister of ITI as representing the interests of harvesters.

CHAP has expanded considerably since its inception in 1985, assuming discontinued programs that used to offer support aimed at outpost camps, community hunts, gas subsidies and trapper assistance. The 2014/2015 CHAP dollars assisted hunters and trappers to defray the high costs associated with hunting, trapping and sustaining traditional lifestyles.

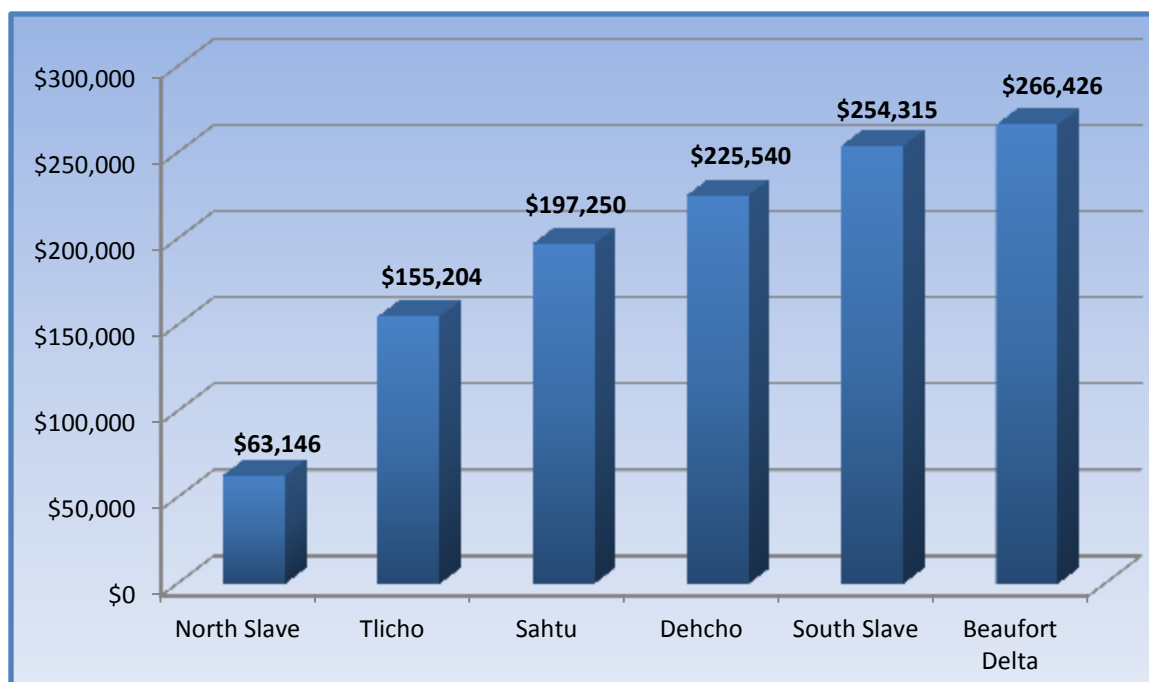
All communities in the NWT received benefits from CHAP either directly or through the regional organizations that represented their interests. Intended for the benefit of persons holding General Hunting Licences, the funding is targeted towards Aboriginal persons in the NWT over the age of 16 and/or land claim beneficiaries.

The 2014/2015 CHAP funding provided resources that allowed residents to pursue traditional activities that derived social/cultural and economic benefits. A key economic benefit arising from these activities was the replacement value of locally harvested goods when compared with costly imported products.

In 2014/2015, the LWCs Program allocations for the South Slave, Sahtu and Dehcho Regions only, were combined with CHAP funding. Therefore, total payments shown for these three regions include contributions for both programs.

Total contributions by Region for 2014/2015 are shown here:

Region	Payment
Dehcho	\$ 225,540
Beaufort Delta	266,426
North Slave	63,146
Sahtu	197,250
South Slave	254,315
Tłı̨chǫ	155,204
Total	\$1,161,881



TRADITIONAL ECONOMY

GENUINE MACKENZIE VALLEY FUR PROGRAM

Purpose

To provide NWT hunters and trappers with access to financial resources necessary to participate in the fur industry. There are three components to the Genuine Mackenzie Valley Fur (GMVF) Program:

a. Advance

The GMVF Advance Program provides guaranteed advances to trappers delivering prime fur for sale through the GMVF Program; based largely on anticipated market performance.

b. Prime Fur Bonus

If the trapper's fur is sold for the same value, or more than the advance, the trapper is entitled to receive a Prime Fur Bonus. The Prime Fur Bonus recognizes that the fur is in good condition and has been well handled by the trapper.

c. Fall Grubstake

A trapper must harvest 20 or more pelts, to a maximum of 200 pelts of any species in the GMVF Program to receive a payment (minimum \$100; maximum of \$1,000 per trapper).

The GMVF Program also pays for all commissions, shipping and handling fees for fur shipped to auction, and any shortfall between guaranteed prices and actual auction house-selling price.

Also funded under the GMVF Program is the Hide and Fur Procurement Program, which provides producers with market stability and product for craftspeople.

Eligibility

Individual holders of a valid NWT General Hunting or Trapping Licence and who are resident in the NWT are eligible.

Grant/Contribution

Grant

Maximum Amount Available Per Applicant

Funding levels are pre-determined by pelt

Program Budget

\$610,000 for the 2014/2015 fiscal year

Program Manager

Investment and Economic Analysis Division

Policy Authority

GMVF is administered jointly with ITI and ENR

Application Process

Entitlement is generated by individual pelts delivered, prices obtained, and the quantum of pelts delivered over the course of the year; advances are determined by the market; the Prime Fur Bonus is determined by the value of the pelt and the effort; and the Grubstake Program by the volume. Officers with ENR assess the pelts and determine suitability for advance. The auction sells the pelt. The Prime Fur Bonus is paid if eligibility is met and the Grubstake Program is subject to pre-determined eligibility being met. Appeals are very rare, but trappers may appeal to the Minister of ITI.

Results Reporting

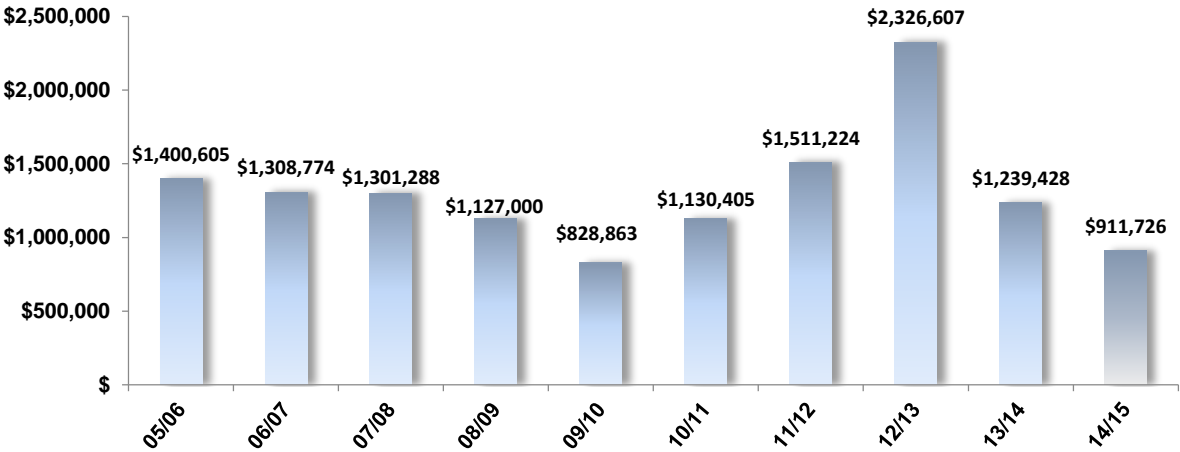
GMVF supports payments to trappers for the 2014/2015 fiscal year totalled \$443,066. Approximately 650 trappers from across the NWT received support and benefits averaging \$682 each from GMVF in this fiscal year, compared to 701 trappers in the previous year. Auction houses provide funds based upon the sale of fur. GMVF funds provided to the trappers represents the proceeds from sales in excess of the advances paid. GMVF funding has allowed trappers to maintain a more traditional lifestyle throughout the trapping season without interruption.

GMVF Program Contributions for 2014/2015

Grubstake	Prime Fur Bonus	Shortfall	Total
\$118,835	\$332,127	\$212,200	\$663,162

GMVF funding also offsets a portion of the high cost of operations in the NWT. The GMVF is well subscribed; since 2002 it has also provided the impetus for younger persons to enter the industry and sustain a more traditional lifestyle. The chart below shows 2014/2015 typical market variation over the past ten years.

Gross Fur Sales – Ten Years



GMVF Program Results for 2014/2015 by Region
(Results for the 2014 trapping season October-June)

Region	Total Fur Sale	Trappers	Fur Bonus	Grubstake	Direct \$ to NWT Trappers
Beaufort Delta	\$224,660	194	\$ 44,605		\$ 269,265
Sahtu	238,460	97	52,534		290,994
North Slave	115,991	93	24,688		140,679
Dehcho	162,539	103	33,229		195,768
South Slave	156,961	144	27,570		184,531
Total	\$898,610	631	\$182,626	\$64,000*	\$1,145,236

*estimated

Support to Traditional Crafts

Support to traditional crafts includes the Hide and Fur Procurement Program. The current demand for processed fur pelts and hides exceeds the production. The Hide and Fur Procurement Program has achieved positive outcomes for the crafting industry and consequently a number of community based sewing groups have evolved out of that activity.

Interest and uptake continues to increase each year, with significant growth seen in 2014/2015, over the previous year. A comparative of estimated benefits shows an 80 percent overall increase between 2013/2014 and 2014/2015.

Species	Volume	Purchase Cost	Freight	Sold to Crafters	Direct to NWT Harvesters
Beaver	721	\$ 41,090	\$ 2,704	\$ 50,555	
Seal	507	44,163	2,789	51,580	\$ 7,425
Muskrat	400	5,000	200	6,000	
Fox	57	7,125	450	7,695	
Coyote	30	4,500	300	4,800	
Moose	28	36,540	0	36,540	36,540
	1,743	\$138,418	\$6,442	\$157,170	
Total Value Fur + Hide Sales			\$157,170		
Total Estimated Benefit to Craft sector*			\$628,681		
Muskox	85	\$12,400	\$1,280		29,100
					\$73,065

*Total estimated benefits to craft sector is based on sales with a multiplier supplied by craft persons based on the value of finished goods.

TRADITIONAL ECONOMY

HUNTERS AND TRAPPERS DISASTER COMPENSATION PROGRAM

Purpose

To assist harvesters who sustain substantial financial losses due to unavoidable natural disasters, except for forest fires.

Eligibility

Residents of the NWT who:

- Hold a General Hunting Licence or are land claim beneficiaries.
- Are regularly and actively engaged in renewable resource harvesting activities.
- Earned at least 25 percent of gross income from renewable resource harvesting for the period of 12 months immediately prior to the incident.

Compensation will not be made for losses due to carelessness or poor judgment.

Grant/Contribution

Grant

Maximum Amount Available Per Applicant

\$4,500

Program Budget

\$15,000 for the 2014/2015 fiscal year

Program Manager

Investment and Economic Analysis Division

Policy Authority

Established under authority of the Minister of ITI

As of April 1, 2015, this Hunters and Trappers Disaster Compensation Program (HTDC) has been transferred to ENR

Application Process

Applications are completed by the applicant, stating the date, circumstance and nature of the loss and are supported by an affidavit signed by the applicant and witnessed by a Commissioner of Oaths. The applicant needs to declare their income and offer evidence that 25 percent of their income is derived from harvesting of renewable resources.

The applicant completes a listing, with costs of goods required to replace damaged goods. Where the applicant has been deemed to be eligible and the circumstance, as well as the damage or loss, has been verified, the costs associated with replacing, or repairing the loss is approved to a maximum of \$4,500.

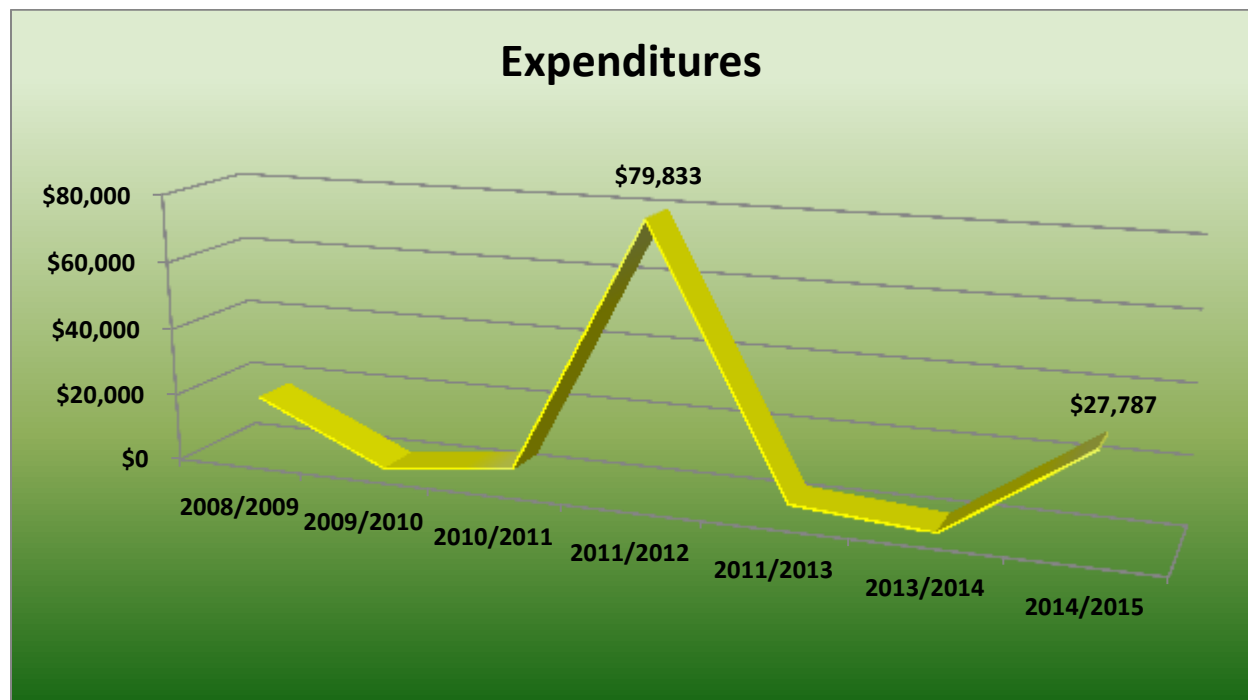
Applications are reviewed, complete with recommendations from the local wildlife authority, ITI, and ENR. The final approval rests with the Assistant Deputy Minister, Economic Development of ITI. The Minister of ITI reviews any appeals.

Results Reporting

HTDC payments are driven by events and circumstance that occur in nature, with the exception of forest fires. HTDC Program demand for 2014/2015 was high, as compared to 2013/2014 when no expenditures were incurred. The main driver of program costs was flooding along the Mackenzie River. Usage of the Program cannot be predicted from one year to the next, as the usage is determined by natural events.

Year	2008/09	2009/10	2010/11	2011/12	2012/13	2013/14	2014/15
Budget	\$15,000	\$15,000	\$15,000	\$15,000	\$15,000	\$15,000	15,000
Expenditures	\$18,000	0	\$4,500	\$79,833	\$3,300	\$0	27,787

Grant monies allow the eligible individuals to continue with traditional lifestyles, even when circumstances were significant enough to cause a disruption. HTDC provides protection to those whose need is most apparent in order to continue a livelihood which would have otherwise been disrupted by a natural disaster (other than a forest fire).



TRADITIONAL ECONOMY

LOCAL WILDLIFE COMMITTEES

Purpose

To provide financial assistance to organizations recognized by the Minister of ITI as representing the interests of hunters and trappers within a particular community.

Eligibility

All active associations in the NWT that are recognized by the Minister of ITI as representing the interest of hunters and trappers within a particular community

Grant/Contribution

Contribution

Maximum Amount Available Per Applicant

Amounts are determined by a formula. Maximum amount per organization could be as high as \$20,000.

Program Budget

\$257,000 for the 2014/2015 fiscal year

Program Manager

Investment and Economic Analysis Division

Policy Authority

Established under authority of the Minister of ITI

As of April 1, 2015 the LWC Program has been transferred to ENR

Application Process

A letter is sent to the Regional Superintendent of ITI requesting the annual funding. A report of the previous year's expenditures is required in support of the request.

All organizations are entitled to a base allocation. Additional funding to the base is population driven based upon the number of General Hunting Licences, fur trappers and the workplan tabled for the upcoming year.

Funding is approved in the region by the local Regional Superintendent of ITI, with appeals being submitted to the Minister of ITI.

Results Reporting

In the 2014/2015 fiscal year, the LWC Program contributions totalled \$138,200. Payments were made to the community/regional organizations representing harvesters in every community in the NWT.

Funding to LWCs and regional organizations enabled them to represent their interests and deliver CHAP funding on behalf of the harvesters they represent.

The funding to the LWCs provided operating funds that enabled these organizations to administer the programs, provide a presence in the community/region, and maintain an ongoing administrative function in support of harvesters.

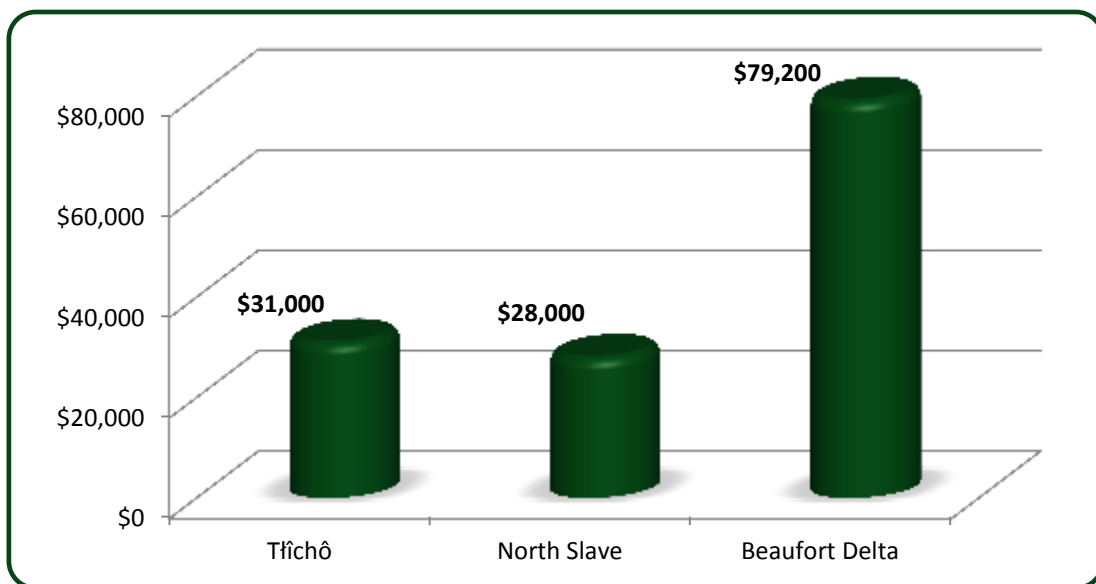
Every resident in the NWT who holds a General Hunting Licence or is a land claim beneficiary is eligible for benefits arising from the funding. LWC funding provided services and support to harvesters through the agencies situated in the various communities/regions.

ALLOCATIONS BY REGION:

Due to coding procedure changes during the 2014/2015 reporting year, some LWCs Program allocations for the South Slave, Sahtu and Dehcho Regions were coded under CHAP. Therefore total payments for these three regions include contributions for both programs.

Total contributions for the other three Regions are shown below:

REGION	AMOUNT
Beaufort Delta	\$ 79,200
Tłıchǫ	31,000
North Slave	28,000
Total	\$138,200



TRADITIONAL ECONOMY

NORTHERN FOOD DEVELOPMENT PROGRAM

Purpose

To remove barriers, create employment and facilitate the development of the NWT food production sector by providing support to producers of northern fish, meat and other food products for sale to consumers in the NWT by making investments that support:

- Community economic diversification,
- Northern food production and processing,
- Increasing local and regional agriculture and fishery participation and output,
- Encouraging/supporting local and niche food production and marketing initiatives, and
- Increasing availability of NWT foods to NWT consumers.

Eligibility

All NWT businesses, co-operatives, community-based organizations, and associations engaged in the production of food.

Grant/Contribution

Contribution

Maximum Amount Available Per Applicant

Contributions are aimed at individual entrepreneurs or businesses where the benefits accrue primarily to the client but meet the overall goal of the Northern Food Development Program (NFDP). The maximum contribution available per client is \$20,000.

Program Budget

\$550,000 for the 2014/2015 fiscal year

Program Manager

Investment and Economic Analysis Division and Regional Superintendents

Policy Authority

Established under authority of the Minister of ITI

Application Process

The application form used for the SEED Policy is also used for the NFDP. The SEED application form is available at ITI Regional Offices and ITI Headquarters Office. ITI Regional Offices are available to discuss project proposals and assist with the completion of applications. Completed applications are delivered to ITI Regional Offices, who are responsible for approvals.

Results Reporting

For the 2014/2015 fiscal year, ITI provided \$417,521 in direct funding through the NFDPP to 29 different individuals or organizations in all five regions across the NWT, as follows:

South Slave Region		North Slave Region	
Sabourin, Peter	\$ 3,760	Campbell, Thea	\$ 360
Noda Enterprises Ltd.	11,500	Benoit, France	1,000
McBryan, Ronald	7,500	Yellowknife Farmers Market	4,567
Steed Farms	14,800	Great Slave Fish Prod Ltd.	3,315
Sellwood, Kimberly	6,200	Snow Fox Services	9,262
Green, Helen	10,000	Snow Fox Services	2,315
Super A Foods	25,000	Community Government of Gamètì	12,780
NWT Fishermen's Federation	24,000	Community Government of Gamètì	1,420
Buckley, Douglas	470		\$35,019
McCallum, Marius	966	Sahtu Region	
Hay River Poultry Ltd.	2,500	McNeely Nursery	\$12,800
	\$106,696	Behdzi Ahda First Nation	24,329
Beaufort Delta Region			\$37,129
Tyrrell, Wallace Stanley	\$12,172		
Sachs Harbour Hunters/Trappers	1,650		
Community Garden Society of Inuvik	36,950		
Community Garden Society of Inuvik	25,375		
Beaufort Delta Education Council	2,500		
	\$78,647		
Dehcho Region			
Forest Gate Greenhouse/Gardens	\$ 15,000		
Nahanni Butte Dene Band	10,845		
Jean Marie River First Nation	11,785		
Pehdzeh Ki First Nation	37,091		
Brave Adventures	10,309		
Acho Dene Koe First Nation	20,000		
Sambaa K'e Dene Band	20,000		
Head Of the Line Services Inc.	15,000		
Fort Simpson Com. Garden Society	20,000		
	\$160,030		
2014/2015 Total Northern Foods Program Contributions			\$417,521

TRADITIONAL ECONOMY

TAKE A KID TRAPPING/HARVESTING

Purpose

To provide support to orient youth to trapping, harvesting and traditional life skills

Eligibility

Organizations, individuals, businesses recognized by the Minister of ITI as having an interest in the promotion of traditional life skills.

Grant/Contribution

Contribution

Maximum Amount Available Per Applicant

\$10,000

Program Budget

Total Take a Kid Trapping/Harvesting Program (TAKT/HP) budget for the 2014/2015 fiscal year was \$500,000, with ITI budgeting \$100,000, Municipal and Community Affairs (MACA) budgeting \$100,000, Health and Social Services (HSS) budgeting \$100,000 and Canada/NWT Growing Forward Initiative budgeting \$200,000. ENR also contributes to the TAKT/HP by providing in-kind services.

Program Manager

Investment and Economic Analysis Division

Policy Authority

Established under authority of the Minister for Industry, Tourism and Investment

As of April 1, 2015 this program has been transferred to ENR

Application Process

Proponents prepare and submit an application for funding to their local Regional Superintendent of ITI. Applications are reviewed by regional committees made up of ITI, MACA and ENR.

Results Reporting

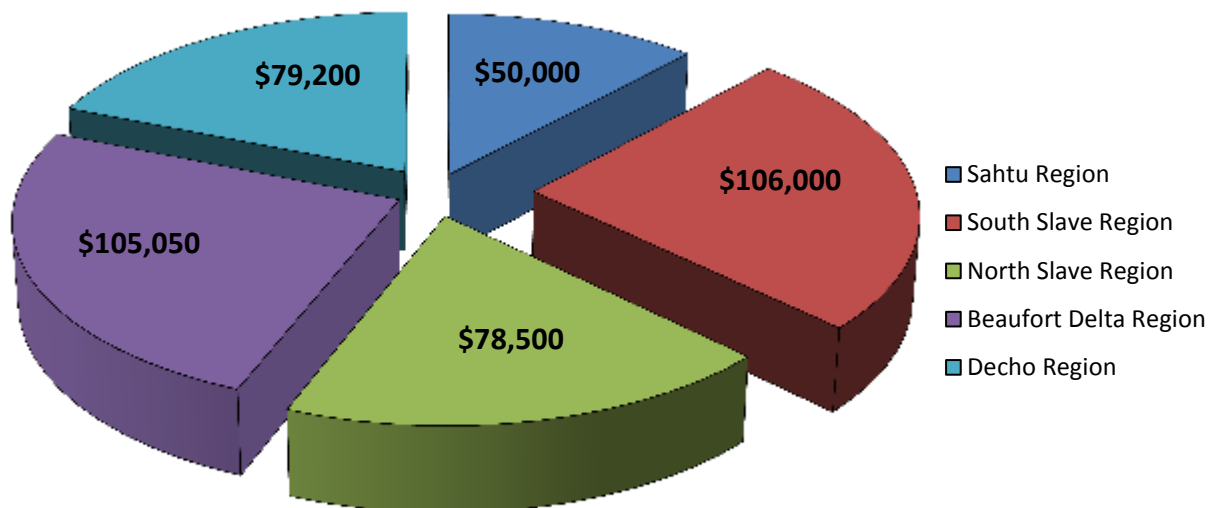
TAKT/HP continues to be popular across the NWT. For 2014/2015, 54 projects (eight more projects than 2013/2014) were delivered to almost 2,000 participants, with total contributions provided by the TAKT/HP of \$418,750. Contributions and funds were levered for the Program through the Canada/NWT Growing Forward and Growing Forward II Agreements, and ITI, MACA, HSS and ENR. Net cost to ITI was \$50,514.

2014/2015 Activity Chart:

Region	Description	Take a Kid Trapping and Community Hunt	Take a Kid Harvesting
Sahtu Region	SDEC - Ehtseo Ayha School	\$10,000	
	SDEC - Colville Lake School	10,000	
Sahtu Region	SDEC - Chief Albert Wright School		\$10,000
	SDEC - Mackenzie Mountain School		10,000
	SDEC - Ehtseo Ayha School		10,000
	5 Projects	\$20,000	\$30,000
South Slave	Deh Gah Elementary and Secondary School	\$11,000	
	Ecole Boreal	2,000	
	Deninu School	8,000	
	Paul W. Kaser High School	2,000	
	JB Tyrell Elementary School	2,000	
	Diamond Jenness Secondary School	10,000	
	Princess Alexander School	2,000	
	Chief Sunrise Education Center	6,000	
	Salt River First Nation (THP)	3,000	
	South Slave	Deh Gah Elementary and Secondary School	
Ecole Boreal			10,000
Paul W. Kaser High School			10,000
JB Tyrell Elementary School			10,000
Princess Alexander School			10,000
Chief Sunrise Education Center			10,000
	15 Projects	\$46,000	\$60,000
North Slave	Lutsel K'e Dene School	\$ 8,000	
	Ecole Sir John Franklin High School	6,500	
	YK Catholic School Board	13,500	
	YK Education District #1	10,500	
	Yellowknives Dene First Nation	8,000	
	Chief Jimmy Bruneau School	8,000	
	Elizabeth MacKenzie Elementary	8,000	
	Mezi Community School	8,000	
	Jean Wetrade Gamètì School	8,000	
	9 Projects	\$78,500	
Beaufort Delta	Beaufort Delta Education Council – 7 Projects	\$48,300	
	Paulatuk Hunters and Trappers Committee	10,000	
Beaufort Delta	Beaufort Delta Education Council – 7 Projects		\$46,750
	15 Projects	\$58,300	\$46,750

Dehcho Region	Bompas Elementary School	\$ 9,100	
	Sombaa Ke Dene Band (CH)	8,000	
	Liidlii Kué First Nation	8,000	
	Echo Dene School - Fort Liard	8,000	
	Louie Norwegian School	8,000	
	Bompas Elementary School	9,100	
	Bompas Elementary School Community Hunt	4,000	
Dehcho Region	Bompas Elementary School		\$ 5,000
	Sombaa Ke Dene Band		10,000
	Liidlii Kué First Nation		10,000
	10 Projects	\$54,200	\$25,000
		Cost TKT	Cost TKH
	54 Projects	\$257,000	\$161,750
	Total Contributions		418,750
	Less Leveraged Support from Other Agencies		(368,236)
	Net		\$50,514

Regional Distribution 2014/2015



TRADITIONAL ECONOMY

WESTERN HARVESTERS ASSISTANCE PROGRAM

Purpose

Western Harvesters Assistance Program (WHAP) was instituted at the request of the NWT communities to assist Aboriginal organizations in promoting the local renewable resource economy.

Eligibility

Regional or community-based Aboriginal groups showing the active support of their constituent membership may apply.

Grant/Contribution

Contributions

Maximum Amount Available Per Applicant

Driven by pre-determined formula

Program Budget

Original commitment approved by the Legislative Assembly was \$15 million, to be drawn down over a number of years. Funding is subject to approval of supplementary appropriations. For 2014/2015, the total remaining budget was \$650,000.

Program Manager

Investment and Economic Analysis Division

Policy Authority

Financial Management Board (FMB) and the Legislative Assembly

As of April 1, 2015 this program has been transferred to ENR

Application Process

Proposals may be prepared jointly or separately for Dene and Métis harvesters and may be regional in scope or from individual community organizations. The Program must assist and promote the renewable resource economy in the community/district/region.

Organizations must match any contribution from the GNWT and must not be from other GNWT funds. The GNWT will not provide an interest free loan or guarantee a loan from a commercial institution. Matching funds must be deposited before the GNWT will provide its contribution. Funds may not be used for administrative purposes. Pre-determined funding levels were based on the number of General Hunting Licence holders in each community by Aboriginal descent. Applications are approved by the FMB.

Results Reporting

There were no contributions requested or approved in the 2014/2015 fiscal year. \$650,000 is remaining in the WHAP to be drawn down. Remaining organizations continue to look for the equity required to participate in the WHAP.

ENERGY PLANNING

ENERGY INITIATIVES

Purpose

Energy initiatives in support of the work of the Ministerial Energy Coordinating and Climate Change Committee-of-Cabinet (MECC).

Eligibility

Eligible applicants for the energy initiatives included NT Hydro Corporation (NT Hydro) companies such as the NWT Energy Corporation (NTEC) and NWT Power Corporation (NTPC), as well as the Northwest Territories Association of Communities (NWTAC).

Grant/Contribution

Contribution

Maximum Amount Available Per Applicant

Determined by the Legislative Assembly through the GNWT business planning process

Program Budget

\$1,700,000 for the 2014/2015 fiscal year

Program Manager

Energy Planning Division

Policy Authority

Established under the authority of MECC

As of April 1, 2015, administration of funding for Energy Initiatives has been transferred to the Department of Public Works and Services

Application Process

Projects funded through a collaborative internal submission process presided over by MECC

Results Reporting

The 2014/2015 energy initiatives \$1,586,161 total contributions included:

Organization	Description	Funding
NTEC	2014 NWT Energy Charrette	35,000
	Water Monitoring	50,000
	Great Bear River Mini-hydro Feasibility Study	200,000
	LNG for Electrical Generation in the Dehcho	315,000
	Hydro Core Funding	796,830
NTPC	NWT Electricity System Analysis	30,000
	South Slave Electric Heat Feasibility Studies	50,000
	LED Streetlights Conversion Project	100,000
NWTAC	2014 NWT Energy Charrette	9,331
TOTAL		\$1,586,161

NTEC

NWT Energy Charrette

Funding used to engage with Aboriginal governments/development corporations for their representation at the 2014 NWT Energy Charrette, and to conduct relationship-building activities while drawing in potential project partners into the policy development process.

Water Monitoring

Funding used to continue the hydro assessment program in 2014/2015 with ongoing monitoring of the Kakisa River station, installed in 2013. Data will become part of a larger body of work on water resources and support decision making in the NWT.

Great Bear River Mini-hydro Feasibility Study

Funding used to continue work with the Déljine Land Corporation (DLC) to further examine the economic and technical feasibility for this project. DLC is investigating the feasibility of a hydro project on the Great Bear River that could eventually be expanded to provide electricity to communities in the Sahtu Region.

LNG for Electrical Generation in the Dehcho Region

Funding used to support the project's feasibility and design work to define foundations and containment, and included civil and mechanical work and the development of tender packages. Construction is to be completed in the 2015/2016 fiscal year.

Hydro Core Funding

Core funding to support NT Energy in work related to energy development in the NWT.

NTPC

NWT Electricity System Analysis

Funding used for follow-up work associated with the electricity review and to support the development of the NWT Energy Plan.

South Slave Region Electric Heat Feasibility Studies

Funding used to conduct two studies on ways to make use of the excess electrical energy available in the Taltson hydroelectric grid. Load flow and distribution studies into the conversion to electric heating systems in the South Slave Region were done to assess the feasibility of this proposed action.

LED Streetlights Conversion Project

Funding used to convert high pressure sodium streetlights in Déljine and Fort Good Hope to light emitting diode streetlights; using half the power.

NWTAC

NWT Energy Charrette

Funding used to establish a partnership with the NWTAC to stage the 2014 NWT Energy Charrette, and to facilitate the participation of communities and Aboriginal organizations in energy policy and planning discussions.

TOURISM AND PARKS

COMMUNITY TOURISM INFRASTRUCTURE CONTRIBUTION

Purpose

Funding for community governments and non-government organizations for new and innovative infrastructure projects. Projects must support tourism in communities and should promote nearby parks and natural attractions.

Eligibility

1. Capital projects that increase tourism in communities. Capital costs are defined as one-time project costs;
2. Communications infrastructure projects that enhance current tourism products or attractions;
3. Development of innovative information technology tourism products or services; and
4. Planning studies or site development for future capital projects if applicant can demonstrate that future resources are available for project completion.

Grant/Contribution

Contribution

Maximum Amount Available Per Applicant

- Projects up to \$50,000 - may receive a maximum contribution of 75 percent of the total budget (up to \$37,500 per applicant).
- Projects over \$50,000 - may receive a maximum contribution of 50 percent of the total budget (up to \$50,000 per applicant).

Program Budget

\$200,000 for the 2014/2015 fiscal year

Program Manager

Tourism and Parks Division

Policy Authority

Established under authority of the Minister of ITI

Application Process

Application Form and Guidelines for the Community Tourism Infrastructure Contribution (CTIC) Program can be found on the ITI website under Programs and Services and are available at any ITI Regional Office or ITI Headquarters Office in Yellowknife.

Applications must be received by certain predetermined dates each year and funding will be distributed to those projects which provide the greatest benefit to the NWT, and meet the CTIC, until funding limits are reached. Completed applications are delivered to ITI Regional Offices or ITI Headquarters Office in Yellowknife, who administer and make recommendations for approval.

To be a successful applicant, the following criteria had to be met:

- Projects must align with the community tourism plan where applicable. If there is no community tourism plan in place, the applicant must demonstrate that they have support from the community; and
- The project must provide positive tourism benefits to the community and surrounding area.

Successful proposals must also demonstrate:

- The organization operates on a non-profit basis and works to benefit the tourism industry and local economy of the community;
- The project will increase the attraction of the community to visitors;
- The project enhances partnerships between non-government community groups and the private sector tourism industry;
- There are resources available for any operations and maintenance costs related to the project; and
- If it is a multi-year project, future resources can be leveraged from other sources.

Results Reporting

The CTIC Program funded nine successful applications in 2014/2015, resulting in a total distribution of \$225,000. The CTIC has the following goals:

- Increase the attractiveness of NWT communities to visitors;
- Encourage partnerships between non-government organizations and private industry in the tourism sector;
- Increase the use of communications technology in tourism products;
- Create opportunities for the local economy and residents through the enhancement of tourism operations at the community level.

Applicant	Purpose	Funding
Our Lady of Victory Parish	Igloo Church Restoration	5,000
Town of Hay River	VIC Upgrades	50,000
Fort Simpson Historical Society	Sacred Heart Rectory Replica	25,000
Town of Inuvik	Special Events Tent and Signage	25,000
Hamlet of Tulita	Community Park	25,000
Ehdiitat Gwich'in Council	Community VIC	25,000
City of Yellowknife	Waterfront Tourism Project	25,000
Yellowknife Golf Club	Upgrade and Beautification	25,000
Deninu K'ue First Nation	Boat Launch	20,000
	Total	\$ 225,000

TOURISM AND PARKS

SPORT HUNT OUTFITTER MARKETING SUPPORT

Purpose

To support initiatives by the barren-ground caribou and polar bear outfitters to diversify their markets, develop new products, and maintain existing facilities, and in some cases, wind down their businesses.

Eligibility

For the 2014/2015 fiscal year, Sport Hunt Outfitter Marketing Support Program (SHOMSP) was only open to outfitters/operators in the Beaufort Delta and North Slave Regions. Beaufort Delta Region outfitters must have conducted a Polar Bear Hunt in the 2008/2009 fiscal year; and the North Slave Region outfitters; eligibility is limited to outfitters who conducted caribou hunts in the 2008/2009 fiscal year.

Grant/Contribution

Contribution

Maximum Amount Available Per Applicant

\$18,500 for 2014/2015

Program Budget

\$200,000 for the 2014/2015 fiscal year

Program Manager

Tourism and Parks Division and local Regional Superintendents of the Beaufort Delta and North Slave Regions

Policy Authority

Established under authority of the Minister of ITI

Application Process

Applicants must supply a detailed project description, project budget and cost quotes and any other information deemed relevant to the Regional Superintendent (there is no equity requirement for SHOMSP). Applicants are not eligible for funding if ITI has paid out claims made by their clients under the Tourist Deposit Assurance Program.

Results Reporting

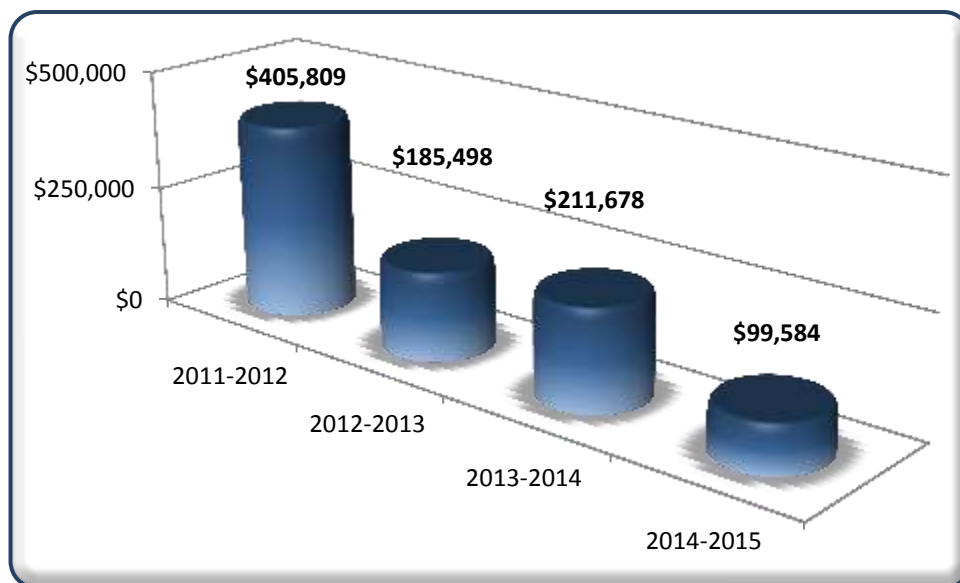
A total of \$200,000 was made available for the SHOMSP for the 2014/2015 fiscal year. Assistance was provided to sport hunt outfitters facing financial hardship in the face of the non-resident hunting ban of barren-ground caribou and the ban on importation of polar bear hides into the United States (US).

Funding is provided to assist outfitters in developing new products, penetrate new markets for existing products, and to assist in the care and maintenance of existing camp facilities until such time as caribou tags for non-resident hunters have been reinstated, or the business has made a transition to other products.

Of the \$200,000 budgeted for 2014/2015, ITI provided contributions for six projects in the North Slave Region totalling \$99,584. No projects were proposed for the Beaufort Delta Region in 2014/2015.

Applicant	Funding	Purpose
True North Safaris Ltd.	17,000	Pay outstanding debts
Arctic Safaris	15,584	Air charter, camp maintenance, insurance
Enodah Wilderness Travel	17,000	Marketing and purchase of equipment
Rabesca Resources Ltd.	17,000	Camp care and maintenance and equipment repairs
Bathurst Inlet Developments Ltd.	16,000	Purchase trailer and tent
The J Group Ltd.	17,000	Lodge maintenance, air charters, insurance, supplies, propane, groceries
Grand Total	\$99,584	

SHOMSP has shown a steady decline in need and uptake over the past four years as the graph below demonstrates. SHOMSP has been discontinued beyond 2014/2015.



TOURISM AND PARKS

TOURISM INDUSTRY DESTINATION MARKETING ORGANIZATION

Purpose

For NWTT to deliver the Tourism Industry Destination Marketing (TIDM) Program on behalf of the GNWT and finance the costs incurred in the delivery of services to the NWT tourism industry through the NWTT Business and Marketing Plan.

Eligibility

This contribution is exclusively directed to NWTT, the association acting as the Destination Marketing Organization (DMO) for the NWT.

Grant/Contribution

Contribution Agreement

Maximum Amount Available Per Applicant

NWTT is the official organization that represents the majority of tourism industry members in the NWT and delivers the TIDM Program on behalf of the GNWT.

Program Budget

The core contribution for the 2014/2015 fiscal year was \$3,336,000, which included \$1.2 million of annual core funding, and an additional \$400,000 provided as a contribution towards advertisements and commercial airspace.

Program Manager

Tourism and Parks Division

Policy Authority

Established under authority of the Minister of ITI

Application Process

This is an annual contribution approved through the GNWT business planning process.

Results Reporting

The following is a summary of the marketing activities that NWTT has undertaken during the 2014/2015 fiscal year:

Brand Essentials

- **NWT Guides** - Explorers' Guide, Sportsmen's Guide, Meeting and Conference Planner.
- **News Letters** - E-newsletters targeting approximately 1,900 consumers in Canada and the US.
- **Integrated Marketing Campaign (IMC)** - Consists of print, web, social media and promotional advertising. Advertising campaigns primarily focus on building destination awareness and encouraging people to travel to the NWT. Historically the IMCs carried out by NWTT have featured all regions of the NWT and highlighted key tourism sectors (sport fishing, Aurora, outdoor adventure and touring). A few niche campaigns are also conducted each year.
 - A nine-week campaign in the Globe and Mail featured aurora, festivals and events, fishing, paddling and culture.
 - NWTT worked in partnership with the town of Inuvik to market tourism packages for the Sunrise Festival through a television, radio and social media campaign. A total of 16 packages were sold for the festival.
- **Sector Marketing** - In response to a decline in visitor numbers in the fishing sector, combined with feedback from NWT sport fishing operators, NWTT dedicated a specific budget to marketing sport fishing product, and an advertising plan was developed for sport fishing.
- **Social Media** - As of March 31, 2015, NWTT has a total of 40,244 followers on Facebook, an increase of 1,942 from December 31. During the same period NWTT Twitter accounts grew from 8,435 followers to 8,780 followers and Instagram users grew from 1,812 followers to 2,023.
- **Consumer Show Program** - NWTT participated in seven consumer shows during the 2014/2015 fiscal year. Cooperative booth space was made available to NWT tourism operators for the Denver and Sacramento International Sportsmen's Expositions, the Calgary, Vancouver, Edmonton and Toronto Outdoor Shows.
- **Regional Marketing** - As part of the *Tourism 2015* section of the marketing plan a budget of \$250,000 has been set aside for regional marketing initiatives. Each of the five regions has been allocated a budget of \$50,000 that is dedicated toward specific regional marketing activities. All projects are driven by the region, but remain consistent with the GNWT Spectacular Brand.
- **Special Marketing Initiatives** - \$100,000 was set aside for special marketing initiatives; directed by ITI for projects that are mutually agreeable by ITI and NWTT. For 2014/2015, funds were allocated to the GNWT's Japan and China Trade Mission and NWT Days in Ottawa.
- **Research** - NWTT, ITI and Environics developed and implemented a comprehensive research program on the sport fishing sector during the 2014/2015 fiscal year to better understand what changes to marketing would be required in order to turn around the downward trend in visitors from that sector.
- **Media and Trade Familiarization Tours (FAMs)** - NWTT hosted three media and one trade FAM, focusing on the NWT Aurora and winter products.

CORE MARKETING PROGRAM - EUROPE

Marketing activities for Europe include advertising and promotion, trade promotions, media promotions and project coordination. The main focus for Europe is Germany, with some additional funds targeted towards Switzerland, including:

- **Print Advertising** - NWTT placed a half page ad in Kanada 360 magazine (a dedicated magazine on Canada with a readership of 6,500 readers), which included a lengthy editorial.
- **Web Advertising** - During the 2014/2015 fiscal year, the German-language website received over 72,000 unique visitors.
- **Social Media** - The NWTT German-language Facebook page, which is managed by NWTT's German Sales Agent, currently has over 20,000 followers.
- **Cooperative Marketing Initiatives** - Throughout the year NWTT purchased a series of ads in Kanada 360, which were complemented by editorials on the territory. NWTT's Call Centre in Germany has received over 1,300 calls this fiscal year.

CORE MARKETING PROGRAM - JAPAN

The Asia Pacific Marketing Plan included advertising and promotion, trade promotions, media promotions and project coordination, including:

- **Advertising and Promotion** - NWTT advertised through a Team Canada campaign as well as on the Aurora Kingdom website – both were Canadian Tourism Commission (CTC) initiatives. Over 70 percent of the aurora packages featured on the Aurora Kingdom website are from the NWT.
- **Trade Shows** - NWTT participated in Focus Japan; a new CTC event that took place in Tokyo from October 14 – 17, 2014.
- **Media FAMs** - NWTT hosted Japanese three-dimensional filmmaker, Ikuo Nakamura, to capture footage of the fall season.
- **Trade FAMs** - The NWTT General Sales Agent for Japan visited the NWT for four days of product orientation.

CORE MARKETING PROGRAM - CHINA

Made possible by the increased marketing dollars from the GNWT, NWTT set aside funds to help develop the Chinese tourist market. Marketing activities for China include advertising and promotion, Trade FAMs and Media FAMs; including:

- **Advertising and Promotion** - NWTT worked with the Chinese company Dragontrail, to build a NWTT Chinese language website and to maintain a Weibo account (Chinese version of Facebook), and a Chinese-language webpage on the main NWTT website.
- NWT Aurora was featured on a new program called CTC-TV for a week in October 2014. Over 750,000 people viewed the first NWT Aurora video.
- **Trade Shows** - Showcase Canada-Asia 2014 took place in Shenyang, China from October 20 - 24. It included Canadian sellers and buyers from China, Korea, Taiwan, Singapore, Malaysia, Thailand, Indonesia and the Philippines. Over 100 buyers from these markets met with Canadian sellers.
- **Trade FAMs** - NWTT hosted Trade in Motion on a FAM tour in March 2015 with an inbound tour operator located in Ontario that works with the Chinese market.

OTHER INTERNATIONAL MARKETS

NWTT was able to expand marketing efforts into a number of new markets identified in the marketing plan that have the potential for growth. These markets include South Korea, Australia, France and the United Kingdom. NWTT utilized Canadian Northern Economic Development Agency funding for a number of marketing related initiatives; including:

- **Websites** - NWTT has been working on the development of Chinese, Korean, and French-language websites.
- **Media FAMs** - NWTT hosted two media FAMs from Korea and one from France. The Korean FAMs focused on the Aurora market, while the FAM tour from France featured the events associated with the Long John Jamboree.
- **Advertising and Promotion** - NWTT advertised in the US, Korea and Australia. Promotions in the US focused on the NWT sport fishing sector, the Korean market focused on the Aurora, and the Australian focused on general awareness.

TOURISM AND PARKS

TOURISM PRODUCT DIVERSIFICATION AND MARKETING

Purpose

To address both short and long-term issues faced by tourism businesses and tourism operators when expanding into new markets or developing new products.

Eligibility

An applicant is required to meet at least one of the following conditions to make an application and be eligible under this Tourism Product Diversification and Marketing Program (TPDMP):

- (1) Has owned or operated a tourism business for at least one year in the last five years;
- (2) Was licensed for at least one year in the last five years by the GNWT as a Tourism Establishment or Outfitter under the *Tourism Act*;
- (3) Has been subcontracted or employed in management capacity by any of the above for a minimum of five years within the last ten years;
- (4) Represents a group of separate businesses or operations intending to develop a market-ready Tourism Product Package;
- (5) Start a business in which Aboriginal cultural tourism is a significant component; and/or
- (6) Is a Destination Marketing Organization in the NWT.

Grant/Contribution

Contribution

Maximum Amount Available Per Applicant

- Schedule 1: \$25,000 total
- Schedule 2: \$250,000 over a single or multiple years
- Schedule 3: \$10,000 per year

Program Budget

\$1,000,000 for 2014/2015 fiscal year

Program Manager

Tourism and Parks Division

Policy Authority

Established under authority of the Minister of ITI

Application Process

Application form and guidelines can be found on the ITI website under Programs and Services and are available at ITI Regional Offices or the ITI Headquarters Office in Yellowknife. Applications must be received by predetermined dates each year and funding distributed to those that meet the TDPMP criteria and provide the greatest benefit to the NWT. Completed applications are delivered to ITI Regional Offices or Headquarters office, who make recommendations for approval.

Results Reporting

TDPMP provided alternate opportunities to adapt to changes in the tourism industry, under three Schedules, which address both individual business requirements and broad-based marketing efforts that would benefit the entire NWT tourism industry, as follows:

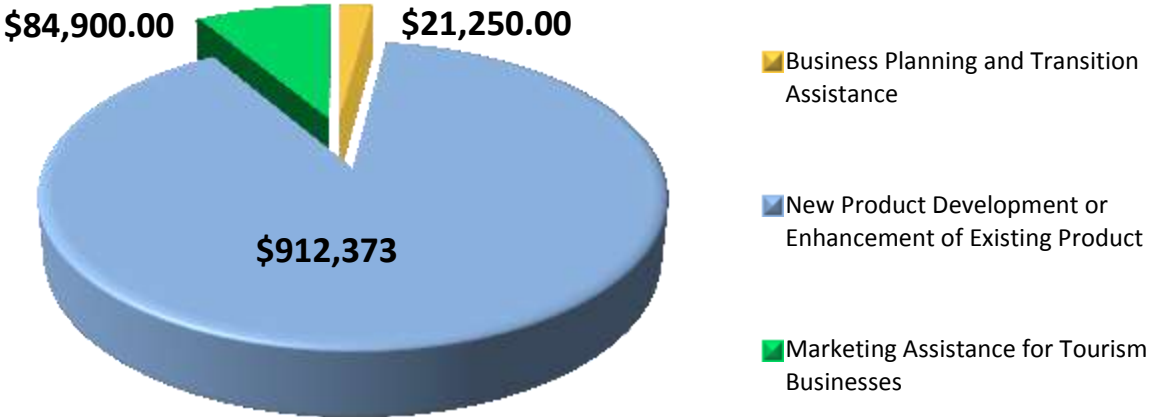
- Schedule 1: Business Planning and Transition Assistance
- Schedule 2: New Product Development or Enhancement of Existing Product
- Schedule 3: Marketing Assistance for Tourism Businesses

TDPMP funded 17 successful applications in 2014/2015, resulting in a total contribution of \$1,018,523 as follows:

#	Schedule	Funding	Applicant	Purpose
1	2	\$ 14,450	Elliot Creek Investments Ltd. - Sahtu	Upgrade existing tent frame and teepee accommodations; upgrade existing bed and breakfast kitchen facilities
	3	8,500		Rebrand existing business/develop new website
2	2	51,000	Grey Goose Lodge - Sahtu	Equipment and trip-clothing to establish Aurora viewing, fishing, small meetings, retreat products
3	1	21,250	Canoe North Adventures - Sahtu	Updating 2009/2014 business plan to 2015/2020 plan
	3	10,000		Event participation and advertising
4	2	65,958	Drum Lake Lodge - Sahtu	Renovations and upgrade equipment: electrical upgrades, building materials, boating equipment, guest clothing, tents, communication radios, Website development and advertising
	3	8,500		
5	2	12,495	Arctic Chalet - Inuvik	Replace parkas lost in a fire and purchase tour equipment
	3	900		Produce new brochures
6	2	21,000	Black Feather Wilderness Adventures - Inuvik	Purchase equipment to launch new Thomsen River canoe trips: canoes/kayaks, tents, cooking equipment, paddling suits
	3	8,500		Attending consumer shows; print/web media
7	2	155,000	Up North Tours	Expand to winter market/ increase summer business. Build a cultural/bush camp on the Mackenzie River, with two cabins and tents, to showcase authentic Aboriginal culture. Purchase a van/trailer, five snowmobiles and five canoes.
	3	10,000		Web and print advertising, trade shows

8	2	90,000	Ookpik Tours and Adventures - Inuvik	Two snowmobiles and winter camping equipment. Construction of a cabin. To offer extreme outdoor adventure tours east of Tuktoyaktuk in Banks Island, Anderson River area. Small groups experiencing the realities of travelling and camping in the Arctic winter
9	2	54,500	Lac La Martre Adventures – North Slave	Upgrading/renovating - modernizing cabins and main lodge, new toilets, showers, sinks, paneling, replace heating. Replace one boat and motor
10	2	38,697	Yellow Dog Lodge – North Slave	Addition of remote day fishing and adventure excursions to new locations. Purchase boats, motors, camp and fishing equipment, picnic and boat site development materials
11	2	24,650	B. Dene Adventures – North Slave	Purchase new equipment – skidoos, sleds, larger teepee
	3	8,500		Attend trade shows, advertisements, promotional items
12	2	121,560	Enodah Wilderness Travel – North Slave	Expand Trapper Cabin on Highway #3, with a new facility marketed as the “Aurora Station”, to be used for day/night tours, not overnight stays. Primarily targeting Chinese aurora viewing market, but also for meetings, starting point for hikes or snowmobiling into the lodge, potentially a café
13	2	40,000	Blachford Lake Lodge – North Slave	Purchase equipment to expand traditional Aboriginal activities – new wood stoves, fish nets, and build new wall tent. Replace existing furniture, clothing and equipment. Expand aurora viewing deck. Increase solar capacity
	3	10,000		Website enhancement and web advertising
14	2	67,995	Yellowknife Tours – North Slave	Purchase a 14-passenger van, winter gear, Participate in trade shows, website enhancement, airport advertising space
	3	10,000		
15	3	10,000	Canoe Arctic-South Slave	Marketing to the US
16	2	132,668	Deninu K’ue Development Corp. Ltd. – South Slave	Develop Mission Island (old mission site near Fort Resolution). Build a log lodge, museum/VIC and cabins
17	2	22,400	Big River Service Centre L.P.	Upgrade RV camping area and boat launch
	TOTAL	\$1,018,523		

Contributions by Schedule for 2014/2015



TOURISM AND PARKS

TOURISM TRAINING FUND

Purpose

The purpose of the Tourism Training Fund (TTF) is to:

- Fund short-term training (less than 12 weeks), which will advance and enhance the NWT tourism industry workers, groups, and collectives of workers' capacity to obtain or create employment; and
- Provide prospective NWT employers with a better trained tourism labour force.

Eligibility

- **Eligible Businesses/Applicants** - Training for businesses or individuals engaged in or employed in the tourism industry in the NWT.
- **Eligible Training** - Training must be short, formal courses or workshops, and could be via distance education such as correspondence courses, internet or teleconferencing.

Grant/Contribution

Contribution

Maximum Amount Available Per Applicant

- **Individual Applications** - Maximum two applications per year/applicant - maximum per application is \$3,000.
- **Business or Group Applications** - Maximum one application per year/business/group - maximum per application is \$6,000.

Program Budget

\$100,000 for the 2014/2015 fiscal year

Program Manager

Tourism and Parks Division

Policy Authority

Established under authority of the Minister of ITI

Application Process

Application Form and Guidelines for the TTF Program can be found on the ITI website and are available at any ITI Regional Office or the ITI Headquarters Office in Yellowknife. Applications will be accepted at any time, but must be submitted prior to the training start date. Applications will be assessed monthly. Completed applications are delivered to ITI Regional Offices or ITI Headquarters Office in Yellowknife, who make recommendations for approval.

A business or group who applies for funding must demonstrate that the training falls within the eligibility requirements and that the funding is intended to train more than one staff by a certified instructor. Funding for individuals is intended to support training of single individuals in a set of skills.

Results Reporting

The TTF Program provided additional support for the NWT tourism industry and its operators, and to help them provide services from well-trained individuals in their operations.

The following is the priority list for funding consideration:

- Valid Tourism Operator Licence holders;
- Non-government Visitor Information Centre;
- Accommodations Sector; and
- Individuals, businesses, collectives, not-for-profit tourism associations or organizations engaged in the tourism sector.

For the 2014/2015 fiscal year, 12 applications were approved, for a total contribution assistance of \$36,657. Summary table of the Tourism Training Contributions:

Program	Name	Type	Amount
Business Mentorship	Up North Tours	Individual Mentorship through CESO	\$ 2,198
Training	Nahanni Wilderness Adventures	Canoe Guide Training	6,000
Training	Northern Frontier Visitors' Centre	Interpretive Guide Training	3,000
Training	Northern Life Museum and Cultural Centre	Interpretive Guide Training	2,000
Training	Grey Goose Lodge	Frontline hospitality Training	6,000
Training	Hearne Lake Lodge	First aid	2,428
Training	Narwal Northern Adventures	First Aid Instructor	2,000
Training	Old Town Paddle and Co	Advanced flatwater certification	1,607
Training	The J Group Ltd	Hospitality accounting	224
Training	Up North Tours	First Aid	1,500
Total			\$26,957

PETROLEUM RESOURCES

ABORIGINAL CAPACITY BUILDING

Purpose

To provide Aboriginal organizations in regions most impacted by petroleum and mineral exploration, production and transportation activity, with assistance for capacity-building. The Aboriginal Capacity Building (ACB) program is designed to work in partnership with other community and sector-specific oil, gas and mineral programs to build a stable economic base at the regional and community level.

Eligibility

Applicants must be members of an Aboriginal organization located within the Inuvialuit and Gwich'in Settlement Areas, or Sahtu, South Slave and Dehcho Regions.

Grant/Contribution

Contribution

Maximum Amount Available Per Applicant

\$90,000 for each claimant group or region, with the opportunity to apply for additional funding as available

Program Budget

\$560,000 for the 2014/2015 fiscal year

Program Manager

Petroleum Resources Division and Regional Superintendents

Policy Authority

Established under the authority of the Minister of ITI

Application Process

Aboriginal organization applicants provide an annual work-plan and budget, detailing proposed activities, schedules and a source and application of all project costs. \$90,000 is available for each claimant group in the Inuvialuit and Gwich'in Settlement areas. The Inuvialuit Regional Corporation (IRC) and Gwich'in Tribal Council (GTC) receive the entire allocation, then determine and administer the funds in their respective settlement areas. In the Sahtu Region, ITI's Regional Superintendent determines the annual allocation of \$75,000 based on previous approvals as well as new applications received throughout the course of the year.

The \$90,000 annual allocation in the Dehcho and South Slave Regions is shared, with the ITI Regional Superintendents of the two Regions determining the maximum amount for each recipient based on the number and type of applications received and previous approvals.

Regional Petroleum Advisors in the Sahtu, Dehcho and South Slave Regions also help determine the funding priorities in their respective regions. The Deputy Minister will rule on appeals made in all funding allocation decisions. Any remaining balance is made available on an individual application basis and reviewed on a case-by-case basis.

Results Reporting

A total of 27 contributions were made in the 2014/2015 fiscal year, including contributions made to the Mackenzie Valley Aboriginal Pipeline Group; total contributions amounted to \$599,986 as follows:

Beaufort Delta Region Allocations - \$251,895

Organization	Amount	Purpose
IRC	\$50,000	Contribution assistance to the IRC in support of their Human Resources (HR) Coordinator position, who assists Inuvialuit beneficiaries in accessing and maintaining employment in the oil and gas industry, and similar industrial sectors. IRC capacity building activities were broken out as follows: <ul style="list-style-type: none"> • HR Enhanced Training and Support Services – IRC works with business and government organizations in the development of training and support programs in response to labour market opportunities. • Engaging Partnerships – IRC partnered with several employers in the Inuvialuit Settlement Region (ISR) with the mutual goal of ensuring meaningful Inuvialuit representation in the local economy. Partnerships involved financial support, on-the-job training and skills development. • Community Visits – Members of the IRC HR team visited communities in the ISR throughout the year to provide an update on labour market activities, employment information, training and education opportunities, career fairs, and career planning.
IRC	10,000	Contribution assistance to staff one position for employment and training services to Inuvialuit beneficiaries - holdback \$10,000.
GTC	40,000	Contribution assistance to the GTC record keeper for record management; organizing files and training Gwich'in beneficiary on record keeping.
GTC	10,000	Contribution assistance for members to attend the Inuvik Petroleum show. Salary subsidy for employment officer; holdback \$10,000.
GTC	32,000	Contribution assistance for GTC Community engagement on hydraulic fracturing; final report Delivered as per agreement.
GTC	8,000	Contribution assistance holdback on GTC community engagement on hydraulic fracturing.
GTC	40,000	Provided funding assistance to the GTC to promote the oil and gas exploration and development in the Gwich'in Settlement Area and on GTC private lands. Funding used to support the following: <ul style="list-style-type: none"> • Inuvik Petroleum Show • Arctic Oil and Gas Symposium • Arctic Energy Alliance • Miscellaneous Promotional Expenses
Gwich'in Renewable Resource Board	16,990	Contribution assistance with travel to Yellowknife Geoscience Forum and Arctic Oil and Gas Symposium.

Gwich'in Renewable Resource Board	4,249	Contribution assistance with travel to Geoscience Forum and Arctic Oil and Gas Symposium; holdback \$4,249.
Aurora College	32,775	Contribution assistance for Mobile Technical Training Lab; trades training conducted; holdback of \$3,276.
NWT Chamber of Commerce	17,881	Regional Assistance
	\$251,895	

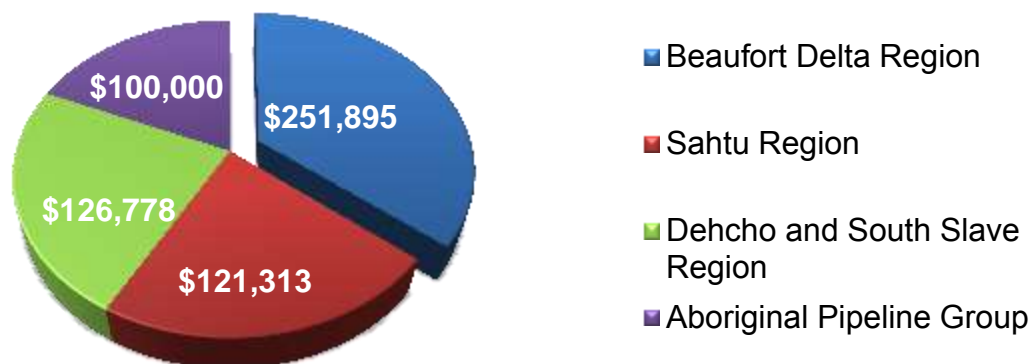
Sahtu Region Allocations - \$121,313

Organization	Amount	Purpose
Tulita District Land Corporation	\$ 32,000	Contribution assistance for TD sub-surface committee to develop a presentation on sub-surface rights issuance for presentation to the community.
Tulita District Land Corporation	25,328	Contribution assistance for the Board of Directors of the TDLC to attend the 2015 Arctic Oil and Gas Conference as well as to meet with companies while in the city.
Yamoga Lands Corporation	18,675	Contribution assistance for four delegates to attend the 2015 Arctic Oil and Gas Conference.
Dèlǰne Land Corporation	10,750	Contribution assistance for three delegates to attend the 2015 Arctic Oil and Gas Conference.
Ayoni Keh Land Corporation	10,000	Contribution assistance for three delegates to attend the 2015 Arctic Oil and Gas Conference.
K'asho Got'ine Charter Community	8,300	Contribution assistance for a group of high school students to tour the businesses in Norman Wells including Imperial Oil and Enbridge, for career opportunity enhancement.
Fort Good Hope Metis Local #54	6,000	Contribution assistance for business capacity building for a board of directors meeting with a helicopter company to conclude a business venture.
Sahtu Secretariat Inc.	5,200	Contribution assistance for one delegate to attend the 2015 Arctic Oil and Gas Conference.
Fort Norman Metis Land Corporation	5,060	Contribution assistance for one delegate to attend the 2015 Arctic Oil and Gas Conference
	\$121,313	

Dehcho and South Slave Regions Allocations - \$126,778

Organization	Amount	Purpose
Beaver Enterprises Limited	\$ 72,800	Contribution assistance to provide various petroleum industry safety courses for 40 workers. Training was completed in Fort Liard. Training courses included: Safety Awareness, WHMIS, Food Safety, Mentally Active Driving Program, Standard First Aid, and H2S Alive.
Nogha Enterprises Limited	9,802	Contribution assistance to provide various petroleum industry safety courses for 20 workers. Training was completed in Fort Simpson. Training courses included: H2S Alive, WHMIS, Transportation of Dangerous Goods, Standard First Aid, Fall Protection, and Chainsaw Safety.
Nogha Enterprises Limited	6,500	Contribution assistance for Nogha Enterprise Limited delegates to attend business meetings with North American Tungsten Corporation Limited in Vancouver.
Acho Dene Koe First Nation	13,526	Contribution assistance for Akaitcho Dene First Nation delegates to attend the Aboriginal Oil and Gas Forum in Edmonton.
Deh Gah Got'ie First Nation	6,560	Contributed assistance for three band council members to attend the 2015 Arctic Oil and Gas Symposium in Calgary and to meet with Strategic Oil and Gas Limited to discuss ways to increase Deh Gah Got'ie First Nation's participation in the Cameron Hills production operations.
Fort Providence Metis Council – Fort Providence	7,605	Contribution assistance to send band council members to attend the 13 th Aboriginal Oil and Gas Forum in Edmonton and to meet with Strategic Oil and Gas Limited to discuss ways to increase Deh Dah Got'ie First Nation's participation in the Cameron Hills production operations.
Ka'a'gee Tu First Nation	2,867	Contribution assistance for two Band Council members to attend the 13 th Aboriginal Oil and Gas Forum in Edmonton and to meet with Strategic Oil and Gas Limited to discuss ways to increase Deh Gah Got'ie First Nation's participation in the Cameron Hills production services.
NWT Chamber of Commerce	7,119	Regional Support
	\$126,778	

Regional Distribution



PETROLEUM RESOURCES

SUPPORT TO THE ABORIGINAL PIPELINE GROUP

Purpose

Support the Aboriginal Pipeline Group (APG) in obtaining a one-third ownership interest in the Mackenzie Gas Project (MGP).

Eligibility

Assistance is limited exclusively to the APG, the legal entity established to hold the NWT Aboriginal peoples' ownership interest in the Mackenzie Valley Natural Gas Pipeline.

Grant/Contribution

Contribution

Program Budget

\$100,000 for the 2014/2015 fiscal year

Program Manager

Petroleum Resources Division

Policy Authority

Established under the authority of the Minister of ITI

Application Process

The GNWT, Government of Canada and TransCanada Pipelines Limited continues to jointly fund the administration costs of the APG. The APG Board of Directors submits an application each year, which includes audited financial statements and an annual report, highlighting activities and results of the previous year, and work plan and budget for the upcoming year.

Results Reporting

With the reduction in activity associated with the Mackenzie Gas Project (MGP), contributions to the APG were reduced to \$100,000 for 2014/2015. If the project ramps up or a Certificate of Public Convenience and Necessity (CPCN) extension is granted, there will be consideration for re-establishing the funding as previously budgeted.

The IRC, GTCand Sahtu Secretariat Inc, are members of the APG partnership. The APG continues to hold an ownership interest in the MGP. The MGP received a CPCN from the National Energy Board (NEB) in December 2010. The CPCN is set to expire on December 31, 2015. The MGP Proponents have indicated that due to the gas markets and low gas prices, construction of the MGP is not anticipated in the near future. On August 20, 2015, Imperial Oil submitted a letter to the NEB on behalf of MGP Proponents, requesting that the NEB extend the CPCN for the MGP for seven additional years.

Status:

- APG continues to represent its Aboriginal shareholders in the MGP decision making and participate in the Management Committee of the MGP Joint Venture.
- APG continues to stay active in the communities, participate in the Inuvik Petroleum Show (or its future rendition) and participate in all discussions with the Government of Canada on a fiscal framework for the MGP.
- The natural gas markets are evolving and APG continually monitors the North American demand and supply picture, assessing the impacts on MGP economics and looking for opportunities to resume project activities. Recent Liquefied Natural Gas (LNG) export developments on the BC west coast have the potential to raise supply needs in North America. Imperial/ExxonMobil, a partner in the MGP, is one of the proposed LNG developments and APG is watching how this project develops and the possible role of the MGP.
- APG is also monitoring and participating in discussions with industry and government on additional natural gas volumes to support the MGP (i.e. Shale gas and oil plays in the Sahtu Region) or other alternate pipeline projects (i.e. Northern oil pipelines).

MINERAL RESOURCES

MINING INCENTIVE PROGRAM

Purpose

To provide funding to prospectors and exploration companies working in the NWT. The Mining Incentive Program (MIP) is intended to stimulate and sustain mineral exploration activities throughout the NWT and reduce the risk associated with grassroots mineral exploration. Exploration is vital to find new discoveries that result in producing mines that provide economic benefits to NWT residents.

Eligibility

Applicants must be individual prospectors or exploration companies, licensed to operate in the NWT, who propose new exploration projects or are already carrying out NWT mineral exploration work.

Grant/Contribution

Contribution

Maximum Amount Available Per Applicant

Prospectors may apply for up to \$15,000 in funding. Mineral exploration companies may apply for up to \$100,000 in funding (up to 50 percent of eligible expenses).

Program Budget

\$400,000 for the 2014/2015 fiscal year

Program Manager

Northwest Territories Geological Survey

Policy Authority

Established under the authority of the Minister of ITI

Application Process

Application forms and guidelines for the MIP can be found on the ITI website and are available at any ITI Regional Office or through the Northwest Territories Geological Survey (NTGS) in Yellowknife. Applications will be accepted at any time and will be assessed monthly. Completed applications are delivered to the NTGS Office in Yellowknife, which makes recommendations for approval.

Results Reporting

In its inaugural year, MIP was highly successful and a total of \$374,967 in assistance was provided to eight recipients: six corporate exploration projects and two prospectors.

Funded exploration programs are largely on track with only one company reporting a field work delay due to forest fires. All MIP applicants have submitted their interim and final reports.

An intradepartmental committee is reviewing interim results and feedback from the 2014/15 fiscal year. MIP funding has been credited in recent exploration announcements made by DEMCo and TerraX Minerals.

The MIP is one of ITI's major initiatives under the Mineral Development Strategy (MDS) and Implementation Plan. Launched in June 2014, the MIP provides funds to eligible prospectors and mining exploration companies that are already engaged in mining exploration projects or proposing new projects in the NWT. The MIP aims to offset some of the financial risk associated with grassroots mineral exploration in the NWT.

The MIP is modelled after successful incentive programs offered by other Canadian jurisdictions, including Yukon, which experienced strong mineral exploration growth following its devolution agreement.

2014-15 MIP Recipients Include:

Applicant	Project Name	Target Commodity	Region	Funding Awarded
Corporate:				
Proxima Diamonds	Northern Gem	Diamonds	North Slave	\$ 80,000
DEMCo	Camsell River Exploration	Multiple metals	Sahtu	65,000
Songful Resources	Hudex Property	Gold	Sahtu	65,000
Panarc Resources	Indian Mountain Lake	Base metals, Gold	North Slave	43,467
TerraX Minerals	Yellowknife City Gold	Gold	North Slave	50,000
North Arrow Minerals	Redemption	Diamonds	North Slave	50,000
Prospector:				
Lane Dewar	Sito Lake Gold	Gold	North Slave	12,000
Dave Nickerson	Handle	Gold	North Slave	9,500
			Total Awarded	\$374,967

APPENDIX A

SUPPORT FOR ENTREPRENEURS AND ECONOMIC DEVELOPMENT (SEED) POLICY

SEED POLICY SUMMARY REPORT BY REGION

2014/2015 FISCAL YEAR

**Support For Entrepreneur And Economic Development Policy
Industry, Tourism and Investment 2014/2015**

Region:		<u>Beaufort Delta</u>		
1	1	5952 NWT Limited Micro-Business	Inuvik	\$1,248
2	2	Aklavik Development Corporation Community Economic Development	Aklavik	\$1,330
3	3	Aklavik Indian Band Community Economic Development	Aklavik	\$2,162
4	4	Akoakhion, Eileen Micro-Business	Ulukhaktok	\$436
5	5	Akoakhion, Mary Okok Micro-Business	Ulukhaktok	\$556
6	6	Alanak, Connie Micro-Business	Ulukhaktok	\$819
7	7	Allen, Patricia Micro-Business	Inuvik	\$2,856
8	8	Amos, Bambi Laine Micro-Business	Inuvik	\$918
9	9	Amos, Beverly May Micro-Business	Inuvik	\$756
10	10	Andre, Joyce Lillian Micro-Business	Tsiigehtchic	\$2,489
11	11	Arctic Image Festival Society, The Community Economic Development	Inuvik	\$25,000
12	12	Arey, Nellie Micro-Business	Aklavik	\$2,057
13	13	Aurora College Community Economic Development	Inuvik	\$10,000
14	14	Avingayoak, Florence Rose Micro-Business	Tuktoyaktuk	\$621
15	15	Beaufort Sea Adventures Entrepreneur Support	Tuktoyaktuk	\$14,341

**Support For Entrepreneur And Economic Development Policy
Industry, Tourism and Investment 2014/2015**

16	16	Cardinal, Vincent Micro-Business	Inuvik	\$2,587
17	17	Carpenter, Lucy Micro-Business	Tuktoyaktuk	\$399
18	18	Charlie, Jane Micro-Business	Fort McPherson	\$1,886
19	19	Charlie, Johnnie Jr. Micro-Business	Fort McPherson	\$2,859
20	20	Charter Community of Tsiigehtchic Business Intelligence & Networking	Tsiigehtchic	\$9,646
21	21	Cockney, Marilyn A. Micro-Business	Tuktoyaktuk	\$1,781
22	22	Colton, Jessie Micro-Business	Inuvik	\$3,460
23	23	Community Garden Society of Inuvik Micro-Business	Inuvik	\$53,335
24	24	Coreman Technical Services Sector Support	Inuvik	\$1,406
25	25	Dinjii Zhuh Trucking Ltd. Sector Support	Fort McPherson	\$12,000
26	26	Elanik, Chelsey Micro-Business	Sachs Harbour	\$931
27	27	Elanik, Lorainna Margaret Joyce Micro-Business	Sachs Harbour	\$976
28	28	Elanik, Mary Ann Micro-Business	Aklavik	\$1,197
29	29	Elias, Gloria Heavenly Micro-Business	Tuktoyaktuk	\$1,428
30	30	Elias, Sandra Roseanne Micro-Business	Tuktoyaktuk	\$2,169
31	31	Elias, Tamara Lee Micro-Business	Tuktoyaktuk	\$1,567

**Support For Entrepreneur And Economic Development Policy
Industry, Tourism and Investment 2014/2015**

32	32	Emaghok, Glenna Micro-Business	Tuktoyaktuk	\$1,395
33	33	End of the Road Music Festival Community Economic Development	Inuvik	\$25,000
34	34	Ettagiak-Adam, Sarah Ann Micro-Business	Tuktoyaktuk	\$2,769
35	35	Firewalker NWT Sector Support	Inuvik	\$2,090
36	36	Francis, Rose Anne Micro-Business	Inuvik	\$400
37	37	Frosty's Arctic Pub & Apt Hotel 2004 Ltd Entrepreneur Support	Inuvik	\$15,000
38	38	Gordon, Annie C. Micro-Business	Aklavik	\$1,520
39	39	Gordon, Cindy Micro-Business	Aklavik	\$966
40	40	Gordon, Danny C. Micro-Business	Aklavik	\$1,188
41	41	Great Northern Arts Festival Community Economic Development	Inuvik	\$33,974
42	42	Green, Carmen Micro-Business	Paulatuk	\$1,287
43	43	Green, Emma Micro-Business	Paulatuk	\$1,051
44	44	Green, Noel Micro-Business	Paulatuk	\$3,004
45	45	Green, Savanna Micro-Business	Paulatuk	\$581
46	46	Green, Tony Micro-Business	Paulatuk	\$2,972
47	47	Gregorcic, Darlene Micro-Business	Ulukhaktok	\$603

**Support For Entrepreneur And Economic Development Policy
Industry, Tourism and Investment 2014/2015**

48	48	Gruben, Karen Micro-Business	Tuktoyaktuk	\$1,260
49	49	Gruben, Terri Amber Lennie Micro-Business	Tuktoyaktuk	\$1,373
50	50	Gwich'in Renewable Resource Board Business Intelligence & Networking	Inuvik	\$1,362
51	51	Hamlet of Aklavik Community Economic Development	Aklavik	\$17,118
52	52	Hamlet of Paulatuk Community Economic Development	Paulatuk	\$2,578
53	53	Hamlet of Tuktoyaktuk Community Economic Development	Tuktoyaktuk	\$14,787
54	54	Hamlet of Ulukhaktok Community Economic Development	Ulukhaktok	\$5,600
55	55	Hansen, Elizabeth C. Micro-Business	Inuvik	\$2,205
56	56	Husky, Alice Micro-Business	Aklavik	\$1,932
57	57	Illasiak, Shelley Ann Micro-Business	Paulatuk	\$1,078
58	58	Incorporated Hamlet of Tuktoyaktuk Community Economic Development	Tuktoyaktuk	\$9,958
59	59	Ingamo Hall Friendship Centre Community Economic Development	Inuvik	\$23,620
60	60	Inuaslurak, Hester Vera Lena Sector Support	Inuvik	\$3,475
61	61	Inuvik Chamber of Commerce Community Economic Development	Inuvik	\$9,531
62	62	Inuvik Interagency Committee Community Economic Development	Inuvik	\$16,900
63	63	Inuvik Youth Center Society Community Economic Development	Inuvik	\$34,925

**Support For Entrepreneur And Economic Development Policy
Industry, Tourism and Investment 2014/2015**

64	64	Irish, Sarah Entrepreneur Support	Aklavik	\$1,676
65	65	J & L Transport Ltd. Entrepreneur Support	Tuktoyaktuk	\$17,823
66	66	Joss, Celine T. R. Micro-Business	Ulukhaktok	\$691
67	67	Joss, Ole J. P. Micro-Business	Ulukhaktok	\$149
68	68	Kataoyak, Effie Micro-Business	Ulukhaktok	\$784
69	69	KDN Contracting Sector Support	Paulatuk	\$2,654
70	70	Keevik, Melanie Violet Micro-Business	Tuktoyaktuk	\$1,200
71	71	Kendi, Norman Micro-Business	Aklavik	\$908
72	72	Keogak, Angela Rose Micro-Business	Sachs Harbour	\$916
73	73	Kiluit Sewing Group Community Economic Development	Sachs Harbour	\$9,453
74	74	Kimiksana, Brenda Micro-Business	Tuktoyaktuk	\$2,513
75	75	Kimiksana, Leona Marjorie Micro-Business	Tuktoyaktuk	\$1,950
76	76	Klengenber, Jasmine Micro-Business	Ulukhaktok	\$814
77	77	Klengenber, Crystal Micro-Business	Tuktoyaktuk	\$1,374
78	78	Klengenber, Elsie Micro-Business	Ulukhaktok	\$1,203
79	79	Kudlak, Judy Micro-Business	Paulatuk	\$828

**Support For Entrepreneur And Economic Development Policy
Industry, Tourism and Investment 2014/2015**

80	80	Kuptana, Catherine Micro-Business	Ulukhaktok	\$2,162
81	81	Kuptana, David Micro-Business	Ulukhaktok	\$1,059
82	82	Kuptana's Arctic Adventures Entrepreneur Support	Ulukhaktok	\$13,286
83	83	Lester, Sadie M. Micro-Business	Paulatuk	\$1,724
84	84	Lighthouse Community Church Micro-Business	Inuvik	\$2,799
85	85	Loreen, Caroline J. Micro-Business	Tuktoyaktuk	\$2,486
86	86	Lucas, Brenda L. Micro-Business	Sachs Harbour	\$819
87	87	Mangelana, Catherine Micro-Business	Tuktoyaktuk	\$2,925
88	88	Mohammad, Abdala Akasha Sector Support	Inuvik	\$615
89	89	Nakimayak, Jonah Micro-Business	Paulatuk	\$4,200
90	90	Nasogaluak, Diane Lisa Micro-Business	Tuktoyaktuk	\$2,718
91	91	Natsie, Bernadette Micro-Business	Tsiigehtchic	\$1,434
92	92	Natsie, Mary Micro-Business	Inuvik	\$3,916
93	93	Nigiyok, Louise E. Micro-Business	Ulukhaktok	\$1,054
94	94	Nigiyok, Mary Jane Micro-Business	Ulukhaktok	\$769
95	95	Nogasak, Alisa Lois Micro-Business	Tuktoyaktuk	\$1,374

**Support For Entrepreneur And Economic Development Policy
Industry, Tourism and Investment 2014/2015**

96	96	Noksana, Mabel Micro-Business	Tuktoyaktuk	\$1,235
97	97	Norman, Elizabeth R Micro-Business	Fort McPherson	\$760
98	98	Northern Games Society Community Economic Development	Inuvik	\$15,000
99	99	Notaina, Margaret Micro-Business	Ulukhaktok	\$942
100	100	Ogina, Gayle Ann Haogak Micro-Business	Ulukhaktok	\$594
101	101	Okheena, Mary T. Micro-Business	Ulukhaktok	\$1,037
102	102	Olifie, Chelsey Anne Micro-Business	Ulukhaktok	\$714
103	103	Olifie, Gilbert G.O. Micro-Business	Ulukhaktok	\$849
104	104	Ouellet, Andre Entrepreneur Support	Inuvik	\$13,400
105	105	Our Lady of Victory Parish Community Economic Development	Inuvik	\$4,743
106	106	Ovilok, Lori Micro-Business	Ulukhaktok	\$549
107	107	Paul, Effie Marie Micro-Business	Aklavik	\$2,277
108	108	Paulatuk Community Corporation Community Economic Development	Paulatuk	\$13,120
109	109	Raddi, Fred Micro-Business	Sachs Harbour	\$763
110	110	Raddi, Freda Micro-Business	Tuktoyaktuk	\$1,806
111	111	Raddi, Gail Anne Ellen Marie Micro-Business	Inuvik	\$1,862

**Support For Entrepreneur And Economic Development Policy
Industry, Tourism and Investment 2014/2015**

112	112	Raymond, Louisa Micro-Business	Inuvik	\$2,055
113	113	Robins, William H. Sector Support	Inuvik	\$2,575
114	114	Ruben, Bobby Micro-Business	Paulatuk	\$3,200
115	115	Ruben, Brenda Mae Micro-Business	Paulatuk	\$704
116	116	Ruben, Carla Micro-Business	Paulatuk	\$1,621
117	117	Ruben, Janet Micro-Business	Paulatuk	\$1,580
118	118	Ruben, Kim L. Micro-Business	Paulatuk	\$401
119	119	Ruben, Mabel Micro-Business	Paulatuk	\$937
120	120	Ruben, Mary Ann Micro-Business	Paulatuk	\$1,434
121	121	Ruben, Veronica Micro-Business	Uluhkaktok	\$448
122	122	Snowshoe, Stanley Ron Micro-Business	Fort McPherson	\$4,485
123	123	Stewart, Cynthia Mae Micro-Business	Inuvik	\$1,693
124	124	Teddy, Caroline Ruth Micro-Business	Tuktoyaktuk	\$704
125	125	Teddy, Charmaine Micro-Business	Tuktoyaktuk	\$1,168
126	126	Town of Inuvik Community Economic Development	Inuvik	\$42,574
127	127	Tuktoyaktuk Siglit Drummers & Dancers Community Economic Development	Tuktoyaktuk	\$6,400

**Support For Entrepreneur And Economic Development Policy
Industry, Tourism and Investment 2014/2015**

128	128	Ulukhaktok Adventures Limited Community Economic Development	Ulukhaktok	\$2,016
129	129	Ulukhaktok Development Community Economic Development	Ulukhaktok	\$13,600
			Funding:	\$640,238
Region:		<u>DehCho</u>		
130	1	506535 NWT Inc. Entrepreneur Support	Fort Simpson	\$7,660
131	2	6281 NWT Ltd. Entrepreneur Support	Fort Simpson	\$14,082
132	3	Acho Dene Koe First Nation Community Economic Development	Fort Liard	\$22,400
133	4	B & P Enterprises Entrepreneur Support	Nahanni Butte	\$11,032
134	5	Bertrand, Mary Lucy Karen Micro-Business	Fort Liard	\$850
135	6	Betsaka, Francis Micro-Business	Nahanni Butte	\$1,497
136	7	Brave Adventures Micro-Business	Wrigley	\$3,830
137	8	Causeway Contracting Entrepreneur Support	Fort Simpson	\$4,000
138	9	Charlotte's Corner Store Entrepreneur Support	Wrigley	\$4,000
139	10	Cumberland, Karen Micro-Business	Fort Liard	\$3,061
140	11	D'Arcy Moses Apparel Ltd. Entrepreneur Support	Wrigley	\$10,970
141	12	Deh Cho Friendship Centre Community Economic Development	Fort Simpson	\$7,525
142	13	Dehcho First Nations Business Intelligence & Networking	Fort Simpson	\$1,595

**Support For Entrepreneur And Economic Development Policy
Industry, Tourism and Investment 2014/2015**

143	14	Deneyoua, Delores Micro-Business	Fort Simpson	\$805
144	15	Edehzhie Ventures Entrepreneur Support	Fort Simpson	\$15,000
145	16	Ehmbee Ltd. Entrepreneur Support	Fort Simpson	\$30,000
146	17	Electric Indian Welding Entrepreneur Support	Fort Simpson	\$15,000
147	18	Forest Gate Greenhouse and Gardens Entrepreneur Support	Fort Simpson	\$15,000
148	19	Fort Simpson Chamber of Commerce Community Economic Development	Fort Simpson	\$13,925
149	20	Fort Simpson Community Garden Society Community Economic Development	Fort Simpson	\$5,360
150	21	Fort Simpson Historical Society Community Economic Development	Fort Simpson	\$25,000
151	22	Fort Simpson Recreation Society Community Economic Development	Fort Simpson	\$25,000
152	23	Hardisty, Ernest Micro-Business	Jean Marie River	\$5,000
153	24	Head Of the Line Services Inc. Entrepreneur Support	Fort Simpson	\$15,000
154	25	Jean Marie River First Nation Business Intelligence & Networking	Jean Marie River	\$32,680
155	26	Jose, Steven Gilbert Micro-Business	Fort Simpson	\$5,000
156	27	Jumbo, Carilyn Lee Micro-Business	Trout Lake	\$1,722
157	28	K'i yeli Translation Interpreting & Entrepreneur Support	Fort Simpson	\$15,000
158	29	Kiwi North Audio Productions Entrepreneur Support	Fort Simpson	\$11,280

**Support For Entrepreneur And Economic Development Policy
Industry, Tourism and Investment 2014/2015**

159	30	Konisenta, Leon Micro-Business	Nahanni Butte	\$1,770
160	31	Kotchea, Catherine Marie Micro-Business	Fort Liard	\$844
161	32	Kraus, Jennifer Micro-Business	Jean Marie River	\$2,492
162	33	Liard Valley General Store & Entrepreneur Support	Fort Liard	\$30,000
163	34	Liidli Kue Cottage Rentals Entrepreneur Support	Fort Simpson	\$14,498
164	35	Liidlii Kue First Nation Business Intelligence & Networking	Fort Simpson	\$28,734
165	36	Liidlii Kue Society Community Economic Development	Fort Simpson	\$24,034
166	37	McLeod, Fred Micro-Business	Fort Simpson	\$827
167	38	Mike's Tourism and Expediting Services Entrepreneur Support	Wrigley	\$10,000
168	39	Moses, D'Arcy J. Micro-Business	Wrigley	\$4,500
169	40	Mountain View Contracting Entrepreneur Support	Fort Liard	\$13,720
170	41	Nahanni Butte Dene Band Community Economic Development	Nahanni Butte	\$8,578
171	42	Nahanni Butte General Store Ltd. Entrepreneur Support	Nahanni Butte	\$36,928
172	43	Nahanni Mountain Lodge Ltd. Entrepreneur Support	Fort Simpson	\$15,150
173	44	Nahanni Wilderness Adventures Ltd. Entrepreneur Support	Fort Simpson	\$10,702
174	45	North Nahanni Naturalist Lodge Ltd. Entrepreneur Support	Fort Simpson	\$15,000

**Support For Entrepreneur And Economic Development Policy
Industry, Tourism and Investment 2014/2015**

175	46	Norwegian, Herb Micro-Business	Fort Simpson	\$5,000
176	47	Norwegian, Medina Cecile Micro-Business	Jean Marie River	\$3,376
177	48	Norwegian, Melaine Micro-Business	Jean Marie River	\$2,000
178	49	OK Rentals Micro-Business	Fort Simpson	\$3,672
179	50	Open Sky Creative Society Entrepreneur Support	Fort Simpson	\$41,015
180	51	Pehdzeh Ki First Nation Business Intelligence & Networking	Fort Simpson	\$738
181	52	Pierre, Lyla R. Micro-Business	Trout Lake	\$1,272
182	53	Punch, Phoebe Rose Micro-Business	Trout Lake	\$1,008
183	54	R.W. Contracting Micro-Business	Fort Simpson	\$5,000
184	55	RabbitSkin Ventures Entrepreneur Support	Fort Simpson	\$11,527
185	56	Ruttle, Troy Scott Micro-Business	Fort Simpson	\$5,000
186	57	Sambaa K'e Dene Band Community Economic Development	Trout Lake	\$29,722
187	58	Sambaa K'e Development Corporation Entrepreneur Support	Trout Lake	\$15,312
188	59	Simon, Lucy Micro-Business	Jean Marie River	\$3,716
189	60	Simpson Air 1981 Ltd. Sector Support	Fort Simpson	\$30,000
190	61	Sister's Takeout Business Intelligence & Networking	Fort Liard	\$2,034

**Support For Entrepreneur And Economic Development Policy
Industry, Tourism and Investment 2014/2015**

191	62	T & D NWT Holdings Ltd. Micro-Business	Fort Simpson	\$5,000
192	63	Trade Services Entrepreneur Support	Fort Liard	\$15,000
193	64	Tsetso, Christine Micro-Business	Fort Simpson	\$2,754
194	65	Tsetso, Francis Richard Micro-Business	Fort Simpson	\$400
195	66	W & L Emporium Entrepreneur Support	Fort Simpson	\$15,000
196	67	Wright, Rosa Micro-Business	Fort Simpson	\$4,617
			Funding:	\$744,213
Region:		<u>North Slave</u>		
197	1	1691672 Alberta Ltd. Entrepreneur Support	Yellowknife	\$7,242
198	2	4720 Northwest Territories Ltd. Entrepreneur Support	Yellowknife	\$12,590
199	3	6224 NWT Ltd. Entrepreneur Support	Yellowknife	\$10,459
200	4	923238 NWT Ltd. o/a Sandy Point Lodge Entrepreneur Support	Yellowknife	\$6,000
201	5	Accompany Productions Inc. Entrepreneur Support	Yellowknife	\$14,188
202	6	Adze Studios Inc. Micro-Business	Yellowknife	\$4,266
203	7	Adzin, Patrick Micro-Business	Behchoko	\$800
204	8	Anahata Yoga Therapy Business Intelligence & Networking	Yellowknife	\$8,601
205	9	Arctic Fisheries Micro-Business	Yellowknife	\$9,636

**Support For Entrepreneur And Economic Development Policy
Industry, Tourism and Investment 2014/2015**

206	10	Arctic Green Energy Entrepreneur Support	Yellowknife	\$15,000
207	11	Arctic Harvest Micro-Business	Yellowknife	\$4,785
208	12	Artless Collective Inc. Business Intelligence & Networking	Yellowknife	\$7,704
209	13	Aurora Fiddle Society Community Economic Development	Yellowknife	\$4,903
210	14	Aurora Ninja Ltd. Entrepreneur Support	Yellowknife	\$30,000
211	15	Bailey, Rose Micro-Business	Yellowknife	\$671
212	16	Benoit, France Entrepreneur Support	Yellowknife	\$2,100
213	17	Black Spruce Studios Entrepreneur Support	Yellowknife	\$10,000
214	18	Black, Nancy Dora Micro-Business	Yellowknife	\$1,000
215	19	Blechert, Caroline Nicole Micro-Business	Yellowknife	\$1,200
216	20	Boisclair, Sylvie Entrepreneur Support	Yellowknife	\$11,262
217	21	Bradfield, Sarah Micro-Business	Yellowknife	\$2,490
218	22	Carleton University Community Economic Development	Yellowknife	\$5,000
219	23	Carthew, Kirsten Carriona Business Intelligence & Networking	Yellowknife	\$1,519
220	24	Chocolate, George Micro-Business	Yellowknife	\$965
221	25	City of Yellowknife Community Economic Development	Yellowknife	\$25,000

**Support For Entrepreneur And Economic Development Policy
Industry, Tourism and Investment 2014/2015**

222	26	Community Government of Behchoko Community Economic Development	Behchoko	\$17,908
223	27	Conseil de developpement Community Economic Development	Yellowknife	\$5,000
224	28	Cox, Mary Micro-Business	Yellowknife	\$7,626
225	29	Debogorski, Alex Entrepreneur Support	Yellowknife	\$14,700
226	30	Denesoline Corporation Ltd. Community Economic Development	Lutsel K'e	\$25,000
227	31	Duchene, Natasha Entrepreneur Support	Yellowknife	\$3,500
228	32	Ekendia, Samantha Micro-Business	Behchoko	\$2,088
229	33	Ekendia, Skye Pamela Claire Micro-Business	Behchoko	\$800
230	34	Energy Wall & Building Products Entrepreneur Support	Yellowknife	\$10,000
231	35	Enodah Wilderness Travel Entrepreneur Support	Yellowknife	\$15,000
232	36	Football, Corine Micro-Business	Behchoko	\$3,000
233	37	Gamble, Christopher Francis Entrepreneur Support	Yellowknife	\$5,000
234	38	Gargan, Lena Micro-Business	WhaTi	\$2,151
235	39	Gilday, Leela Entrepreneur Support	Yellowknife	\$18,400
236	40	Gon, Francis Jake Micro-Business	Behchoko	\$475
237	41	Gon, Jesse James Entrepreneur Support	Yellowknife	\$1,150

**Support For Entrepreneur And Economic Development Policy
Industry, Tourism and Investment 2014/2015**

238	42	Guy, Michele Entrepreneur Support	Yellowknife	\$689
239	43	Hearne Lake Operations Ltd. Entrepreneur Support	Yellowknife	\$11,030
240	44	Hudson, Daniel Fredrick Micro-Business	Yellowknife	\$5,000
241	45	Hudson, Daniel J. Micro-Business	Wekweti	\$3,500
242	46	Inukshuk Publishing Micro-Business	Yellowknife	\$4,000
243	47	Lake, Kimberly Business Intelligence & Networking	Yellowknife	\$2,328
244	48	Lazare-Zoe, Therese Micro-Business	Gameti	\$2,565
245	49	Lutsel K'e Dene First Nations Community Economic Development	Lutsel K'e	\$10,840
246	50	Mantla, Roxanne Micro-Business	Gameti	\$327
247	51	Maximum Limit Productions Entrepreneur Support	Yellowknife	\$15,000
248	52	Meyer, Summer Claire Business Intelligence & Networking	Yellowknife	\$926
249	53	Monitor North Inc Entrepreneur Support	Yellowknife	\$15,000
250	54	Namushka Lodge (1982) Ltd. Entrepreneur Support	Yellowknife	\$5,391
251	55	Nasken, Rene David Micro-Business	Behchoko	\$500
252	56	Nasogaluak, Eli Micro-Business	Yellowknife	\$5,000
253	57	Nitsiza, Bella Micro-Business	WhaTi	\$1,196

**Support For Entrepreneur And Economic Development Policy
Industry, Tourism and Investment 2014/2015**

254	58	Nitsiza, Monique Micro-Business	WhaTi	\$352
255	59	North Slave Metis Alliance Community Economic Development	Yellowknife	\$5,000
256	60	Northern Arts & Cultural Centre Community Economic Development	Yellowknife	\$7,703
257	61	Northern Exposure Entrepreneur Support	Behchoko	\$15,000
258	62	Northern Frontier Visitors Assoc. Community Economic Development	Yellowknife	\$2,500
259	63	NWT Brewing Company Ltd. Entrepreneur Support	Yellowknife	\$13,648
260	64	Old Town Community Association Community Economic Development	Yellowknife	\$10,000
261	65	Pamplin, Terrance Edwin Entrepreneur Support	Yellowknife	\$4,862
262	66	Paul Bros Nextreme Inc. Entrepreneur Support	Yellowknife	\$10,449
263	67	Quitte, Aldophus Micro-Business	Behchoko	\$320
264	68	Riley, Tracy Business Intelligence & Networking	Yellowknife	\$2,979
265	69	Shouhda, Lyle Hayse Micro-Business	Yellowknife	\$1,200
266	70	Signed. Business Intelligence & Networking	Yellowknife	\$1,717
267	71	Silke, Andrew Jeremy Micro-Business	Yellowknife	\$2,730
268	72	Simpson, Cathy Micro-Business	Yellowknife	\$321
269	73	Sinclair, Jessica Business Intelligence & Networking	Yellowknife	\$2,155

**Support For Entrepreneur And Economic Development Policy
Industry, Tourism and Investment 2014/2015**

270	74	Snow Fox Services Micro-Business	Yellowknife	\$5,000
271	75	Snowking's Winter Festival Society Community Economic Development	Yellowknife	\$25,000
272	76	Sorensen, Lone Business Intelligence & Networking	Yellowknife	\$9,669
273	77	The J Group Ltd. Entrepreneur Support	Yellowknife	\$28,835
274	78	The Long John Society Community Economic Development	Yellowknife	\$10,000
275	79	Tides Canada Initiatives Society Community Economic Development	Yellowknife	\$10,030
276	80	Tiemessen, Johanna Entrepreneur Support	Yellowknife	\$1,875
277	81	Trapped Productions 2013 Inc. Entrepreneur Support	Yellowknife	\$10,485
278	82	Turner, Robert Entrepreneur Support	Ndilo	\$10,092
279	83	Verge Communications Ltd. Business Intelligence & Networking	Yellowknife	\$2,919
280	84	Vital, Adeline Micro-Business	Behchoko	\$1,720
281	85	Vogt, Jasmine D. Micro-Business	Yellowknife	\$5,000
282	86	Walden, Jennifer F. Entrepreneur Support	Yellowknife	\$9,984
283	87	Western Arctic Moving Pictures Community Economic Development	Yellowknife	\$13,438
284	88	Wetrade, Rita Micro-Business	Gameti	\$1,551
285	89	Winkler, Marc Entrepreneur Support	Yellowknife	\$896

**Support For Entrepreneur And Economic Development Policy
Industry, Tourism and Investment 2014/2015**

286	90	With Media Business Intelligence & Networking	Yellowknife	\$1,089
287	91	Yelle, Garry E. Micro-Business	Yellowknife	\$1,000
288	92	Yellowknife Chamber of Commerce Community Economic Development	Yellowknife	\$31,095
289	93	Yellowknife Farmers Market (Inactive) Community Economic Development	Yellowknife	\$3,850
290	94	Yellowknife Glass Recyclers Entrepreneur Support	Yellowknife	\$15,000
291	95	Yellowknife Outdoor Adventures Ltd. Entrepreneur Support	Yellowknife	\$15,000
292	96	Yellowknife Tours Ltd. Entrepreneur Support	Yellowknife	\$13,958
293	97	Zoe, Irene Micro-Business	WhaTi	\$1,150
294	98	Zoe, Michael Micro-Business	Behchoko	\$4,736
295	99	Zoe, Miranda Aison Micro-Business	Behchoko	\$1,103
			Funding:	\$727,880
Region:		<u>NWT Pan-Territorial</u>		
296	1	Conseil de developpement Community Economic Development	Corporate	\$25,000
297	2	Dead North Film Society Community Economic Development	Corporate	\$10,200
298	3	Denendeh Development Corporation Community Economic Development	Corporate	\$10,000
299	4	Denendeh Investments Incorporated Business Intelligence & Networking	Corporate	\$28,450
300	5	Deton'Cho Corporation Entrepreneur Support	Territorial Services	\$90,000

**Support For Entrepreneur And Economic Development Policy
Industry, Tourism and Investment 2014/2015**

301	6	Jean Wettrade Gameti School Community Economic Development	Corporate	\$5,000
302	7	Music NWT (RAANT) Community Economic Development	Corporate	\$15,000
303	8	Northern Arts & Cultural Centre Community Economic Development	Corporate	\$11,454
304	9	Northern Farm Training Institute Community Economic Development	Corporate	\$90,000
305	10	NWT & Nunavut Construction Association Community Economic Development	Corporate	\$30,450
306	11	NWT Chamber of Commerce Community Economic Development	Corporate	\$34,942
307	12	NWT Community Futures Association Community Economic Development	Corporate	\$5,725
308	13	NWT Professional Media Association Community Economic Development	Corporate	\$29,870
309	14	Western Arctic Moving Pictures Community Economic Development	Corporate	\$14,240
			Funding:	\$400,331
Region:		<u>Sahtu</u>		
310	1	Aurora Technologies Entrepreneur Support	Norman Wells	\$15,000
311	2	Baptiste, Brenda J. Micro-Business	Deline	\$541
312	3	Baptiste, Jane Micro-Business	Norman Wells	\$2,502
313	4	Baton, Tracy Micro-Business	Deline	\$4,000
314	5	Baton-Modeste, Melissa Micro-Business	Deline	\$2,000
315	6	Behdzi Ahda First Nation Community Economic Development	Colville Lake	\$31,000

**Support For Entrepreneur And Economic Development Policy
Industry, Tourism and Investment 2014/2015**

316	7	Bernarde, Alice Micro-Business	Tulita	\$2,000
317	8	Charter Community of Deline Sector Support	Deline	\$20,590
318	9	Deline Dene Ko Micro-Business	Deline	\$5,000
319	10	Deline First Nation Community Economic Development	Norman Wells	\$34,000
320	11	Deline Land Corporation Business Intelligence & Networking	Deline	\$6,000
321	12	Eddibar, Modest Micro-Business	Colville Lake	\$4,700
322	13	Elliot Creek Investments Ltd. Entrepreneur Support	Norman Wells	\$15,000
323	14	Etchinelle, Theresa Micro-Business	Tulita	\$4,500
324	15	Grey Goose Lodge Ltd. Community Economic Development	Deline	\$33,299
325	16	Gully, Charles Louie Jr. Entrepreneur Support	Colville Lake	\$6,371
326	17	Gully, Gladys Micro-Business	Fort Good Hope	\$4,307
327	18	K'asho Got'ine Charter Community Community Economic Development	Fort Good Hope	\$39,209
328	19	Kenny, Elizabeth Micro-Business	Deline	\$1,675
329	20	Kenny, Marie Jr Therese Micro-Business	Deline	\$2,097
330	21	Kochon, Joseph Micro-Business	Colville Lake	\$3,428
331	22	Kochon, Richard Micro-Business	Colville Lake	\$4,320

**Support For Entrepreneur And Economic Development Policy
Industry, Tourism and Investment 2014/2015**

332	23	Manuel, Bobby Micro-Business	Colville Lake	\$4,020
333	24	McDonald, Margaret Micro-Business	Norman Wells	\$5,000
334	25	MeckCon Services Ltd. Entrepreneur Support	Deline	\$11,882
335	26	Ne'Rahten Development Ltd. Community Economic Development	Fort Good Hope	\$16,905
336	27	Norman Wells & District Chamber of Business Intelligence & Networking	Norman Wells	\$2,300
337	28	Norman Wells Historical Society Community Economic Development	Norman Wells	\$25,080
338	29	Norman Wells Land Corporation Entrepreneur Support	Norman Wells	\$40,000
339	30	Northbound Contractors Ltd. Entrepreneur Support	Colville Lake	\$15,000
340	31	North-Wright Airways Ltd. Entrepreneur Support	Norman Wells	\$5,000
341	32	RDH Contracting Ltd. Entrepreneur Support	Norman Wells	\$8,961
342	33	Roche, Paulina Entrepreneur Support	Deline	\$15,000
343	34	Sahtu Business Development Centre Community Economic Development	Norman Wells	\$8,600
344	35	Sahtu Dene Council Community Economic Development	Deline	\$25,000
345	36	Sue Wright Photography Micro-Business	Norman Wells	\$2,137
346	37	Tee Jay Contracting Inc. Entrepreneur Support	Fort Good Hope	\$30,000
347	38	Town of Norman Wells Community Economic Development	Norman Wells	\$10,000

**Support For Entrepreneur And Economic Development Policy
Industry, Tourism and Investment 2014/2015**

348	39	Tulita District Benefits Corporation Community Economic Development	Tulita	\$25,000
349	40	Tulita District Investment Corporation Community Economic Development	Norman Wells	\$15,000
350	41	Tulita Land Corporation (Inactive) Community Economic Development	Norman Wells	\$4,999
351	42	Tulita Youth Gathering Society Community Economic Development	Tulita	\$10,000
352	43	Two Rivers Development Group Ltd. Community Economic Development	Tulita	\$25,000
353	44	Willow Crescent Quilting Micro-Business	Norman Wells	\$5,000
354	45	Wright's Convenience Store Business Intelligence & Networking	Tulita	\$3,000
355	46	Yakeleya, Gordon Micro-Business	Tulita	\$5,000
			Funding:	\$559,423
Region:		<u>South Slave</u>		
356	1	4928 NWT Ltd. Business Intelligence & Networking	Hay River	\$2,569
357	2	6385 NWT Ltd. Business Intelligence & Networking	Hay River	\$6,000
358	3	Aurora Nights Lodge Entrepreneur Support	Fort Resolution	\$7,250
359	4	Beaulieu, Jerry M. Micro-Business	Fort Resolution	\$5,000
360	5	Beck, Kim Micro-Business	Fort Smith	\$5,000
361	6	Berton, Mary-Lynn Rosa Micro-Business	Fort Smith	\$5,000
362	7	Big Lake Builders Entrepreneur Support	Hay River	\$4,725

**Support For Entrepreneur And Economic Development Policy
Industry, Tourism and Investment 2014/2015**

363	8	Big River Service Centre L.P. Entrepreneur Support	Fort Providence	\$27,000
364	9	Bonnetrouge, Cindi-Rae Entrepreneur Support	Fort Providence	\$21,720
365	10	Bonnetrouge, Josephine Micro-Business	Fort Providence	\$4,172
366	11	Bonnetrouge, Rose Micro-Business	Fort Providence	\$1,570
367	12	Bourke, Mary Micro-Business	Fort Smith	\$1,870
368	13	Browning, Rose Marie Micro-Business	Hay River	\$3,150
369	14	Brule, Bryan Entrepreneur Support	Fort Providence	\$12,975
370	15	Canoe Arctic Inc. Entrepreneur Support	Fort Smith	\$15,000
371	16	Chicot, Christopher Entrepreneur Support	Kakisa	\$9,884
372	17	Christie, James Allen Entrepreneur Support	Fort Providence	\$15,000
373	18	Concept Energy Services Ltd. Entrepreneur Support	Hay River	\$29,000
374	19	Deh Gah Dog Musers Club Community Economic Development	Fort Providence	\$6,600
375	20	Deh Gah Got'ie First Nation Community Economic Development	Fort Providence	\$14,327
376	21	Deninu K'ue Development Corporation Entrepreneur Support	Fort Resolution	\$30,000
377	22	Deninu Ku'e First Nations Community Economic Development	Fort Resolution	\$23,200
378	23	Detan' Cho Tourist Camp Entrepreneur Support	Fort Resolution	\$17,273

**Support For Entrepreneur And Economic Development Policy
Industry, Tourism and Investment 2014/2015**

379	24	DeWolf, Christine Marie Micro-Business	Hay River	\$1,513
380	25	Digaa Enterprises Ltd. Entrepreneur Support	Fort Providence	\$15,000
381	26	DKDC Site Services Ltd. Entrepreneur Support	Fort Resolution	\$15,000
382	27	Eco Medical Equipment Entrepreneur Support	Fort Providence	\$14,726
383	28	Elleze, Geraldine Micro-Business	Fort Providence	\$1,200
384	29	Eric's Bobcat Service Entrepreneur Support	Enterprise	\$12,000
385	30	Evans, Joel Nathan Business Intelligence & Networking	Fort Smith	\$1,851
386	31	Evergreen Forestry Management Ltd. Business Intelligence & Networking	Hay River Reserve	\$2,860
387	32	Fabian, Frank Entrepreneur Support	Hay River Reserve	\$5,040
388	33	Fabian, Georgina Micro-Business	Hay River Reserve	\$3,600
389	34	Fabian, Lyle J. Entrepreneur Support	Hay River Reserve	\$5,638
390	35	Farcy, Angelique Micro-Business	Fort Providence	\$1,600
391	36	Fit Kids Community Economic Development	Hay River	\$5,670
392	37	Fordy, Kathleen Micro-Business	Fort Resolution	\$5,000
393	38	Fort Providence Metis Council Business Intelligence & Networking	Fort Providence	\$12,259
394	39	Fort Resolution Metis Council Community Economic Development	Fort Resolution	\$15,000

**Support For Entrepreneur And Economic Development Policy
Industry, Tourism and Investment 2014/2015**

395	40	Fort Smith Metis Council Community Economic Development	Fort Smith	\$22,440
396	41	Fort Smith Paddling Club Entrepreneur Support	Fort Smith	\$9,450
397	42	Fort Smith Track and Field Society Community Economic Development	Fort Smith	\$2,649
398	43	Freund, Colter J. Micro-Business	Fort Smith	\$5,000
399	44	Gargan, Darrel Micro-Business	Fort Providence	\$2,808
400	45	Gargan, Mary Ann Micro-Business	Fort Providence	\$800
401	46	GFB Ventures Ltd. Entrepreneur Support	Hay River	\$15,000
402	47	GL Workwear Inc. Entrepreneur Support	Hay River	\$6,522
403	48	Gravel, Stacey Entrepreneur Support	Fort Smith	\$15,000
404	49	Hay River Chamber of Commerce Community Economic Development	Hay River	\$29,999
405	50	Hay River Early Music Society Community Economic Development	Hay River	\$5,000
406	51	Hay River Museum Society Community Economic Development	Hay River	\$10,500
407	52	Hay River Music Arts and Culture Society Community Economic Development	Hay River	\$10,000
408	53	Hay River Off Road Recreational Society Community Economic Development	Hay River	\$25,000
409	54	Head, Evelyn Rose Micro-Business	Fort Providence	\$3,360
410	55	Hobart & Mum Inc. Entrepreneur Support	Fort Smith	\$22,728

**Support For Entrepreneur And Economic Development Policy
Industry, Tourism and Investment 2014/2015**

411	56	Incident Management Program - Entrepreneur Support	Hay River	\$11,540
412	57	J's Bed & Breakfast Entrepreneur Support	Fort Resolution	\$14,243
413	58	Katlocheeche First Nation Community Economic Development	Hay River Reserve	\$11,400
414	59	Kikoak, Brandon Entrepreneur Support	Fort Smith	\$10,463
415	60	Kim's Ventures Entrepreneur Support	Hay River	\$12,261
416	61	King, Bradley Micro-Business	Fort Resolution	\$5,000
417	62	KP Woodwright Ltd. Entrepreneur Support	Hay River	\$3,500
418	63	Kruger, Natacha Entrepreneur Support	Fort Providence	\$1,400
419	64	Lacorne, Elsie Micro-Business	Fort Providence	\$2,148
420	65	Lacorne, Freda Micro-Business	Fort Providence	\$5,000
421	66	Lacorne, Louise Micro-Business	Fort Providence	\$5,000
422	67	Lafferty, Richard Charles Business Intelligence & Networking	Hay River	\$2,089
423	68	Landry, Henry Gerald Entrepreneur Support	Fort Providence	\$6,720
424	69	Landry, Mary Rose Micro-Business	Fort Providence	\$906
425	70	Landry, Michelle M. Micro-Business	Fort Providence	\$1,184
426	71	Larocque, Verda Micro-Business	Fort Resolution	\$5,000

**Support For Entrepreneur And Economic Development Policy
Industry, Tourism and Investment 2014/2015**

427	72	Low, Barbara Jean Micro-Business	Hay River	\$4,970
428	73	Lusty, Larissa Fawn Micro-Business	Fort Smith	\$2,240
429	74	MacKay, Hazel Micro-Business	Hay River Reserve	\$1,600
430	75	Marie-Jewell, Jeannie Micro-Business	Fort Smith	\$5,000
431	76	Maskwa Engineering Ltd. Entrepreneur Support	Fort Smith	\$15,000
432	77	Mavrick Enterprises Entrepreneur Support	Hay River	\$23,367
433	78	McKay, Henry L Sr Micro-Business	Fort Resolution	\$3,398
434	79	McLeod, Scotty Donald Entrepreneur Support	Fort Providence	\$11,391
435	80	Monster Recreational Products Ltd. Entrepreneur Support	Hay River	\$23,925
436	81	Morrison, Hertha Micro-Business	Fort Smith	\$3,749
437	82	Mouse, Kathy Micro-Business	Hay River	\$1,050
438	83	Nadli, Sylvia Micro-Business	Fort Providence	\$1,730
439	84	Naegha Zhia Inc. Business Intelligence & Networking	Hay River Reserve	\$12,000
440	85	Neal, Tammy Entrepreneur Support	Enterprise	\$8,231
441	86	Nina & Associates Entrepreneur Support	Fort Providence	\$3,209
442	87	Nivek Ltd. Micro-Business	Fort Smith	\$2,310

**Support For Entrepreneur And Economic Development Policy
Industry, Tourism and Investment 2014/2015**

443	88	Nixon, Emmanuelle Micro-Business	Fort Smith	\$1,323
444	89	Noda Enterprises Ltd. Entrepreneur Support	Kakisa	\$23,500
445	90	Northern Life Museum Community Economic Development	Fort Smith	\$8,367
446	91	Norwegian, Nellie Anne Micro-Business	Fort Providence	\$2,384
447	92	Paulette, Geronimo Micro-Business	Fort Smith	\$5,000
448	93	Perron, Connie Micro-Business	Fort Providence	\$2,670
449	94	Pokiak, Pennie (Ernestand) Entrepreneur Support	Hay River	\$6,300
450	95	Polar Energy Solutions Inc. Entrepreneur Support	Fort Smith	\$10,261
451	96	Polar Pond Hockey Association Community Economic Development	Hay River	\$5,000
452	97	Race Hay River Society Community Economic Development	Hay River	\$4,550
453	98	Raven Saw Training Micro-Business	Fort Smith	\$4,270
454	99	Richardson, Robert A. Micro-Business	Hay River	\$28,500
455	100	Sabourin, Belinda Carla Micro-Business	Fort Providence	\$5,000
456	101	Sabourin, Leonie Cecile Micro-Business	Fort Providence	\$577
457	102	Schaefer, Shelly Ann Entrepreneur Support	Fort Smith	\$4,900
458	103	Shanes Floorings Entrepreneur Support	Fort Smith	\$15,125

**Support For Entrepreneur And Economic Development Policy
Industry, Tourism and Investment 2014/2015**

459	104	Simba, Nora Micro-Business	Kakisa	\$1,615
460	105	Soaring Eagle Friendship Centre Community Economic Development	Hay River	\$17,600
461	106	Squirrel, Emily Micro-Business	Fort Providence	\$1,280
462	107	Squirrel, Lucy Micro-Business	Fort Providence	\$1,700
463	108	Squirrel, Marlene Micro-Business	Fort Providence	\$1,200
464	109	Squirrel, Thelma Micro-Business	Fort Providence	\$1,260
465	110	Sunrise Cabinets & Millworks Entrepreneur Support	Enterprise	\$3,000
466	111	Talbot, Chris Micro-Business	Fort Smith	\$2,180
467	112	Territorial Farmers Association Community Economic Development	Hay River	\$39,800
468	113	Territorial Quick Print Inc. Entrepreneur Support	Hay River	\$15,600
469	114	The Pharus Group Community Economic Development	Hay River	\$10,000
470	115	Thebacha & Wood Buffalo Astronomical Community Economic Development	Fort Smith	\$2,604
471	116	Thebacha Business Development Community Economic Development	Fort Smith	\$25,000
472	117	Timberworks Inc. Entrepreneur Support	Fort Resolution	\$11,456
473	118	Tourangeau, Marlene Micro-Business	Fort Smith	\$1,005
474	119	Town of Fort Smith Community Economic Development	Fort Smith	\$9,500

**Support For Entrepreneur And Economic Development Policy
Industry, Tourism and Investment 2014/2015**

475	120	Town of Hay River Community Economic Development	Hay River	\$8,904
476	121	True North Plumbing & Heating Ltd Micro-Business	Fort Smith	\$5,000
477	122	Ulrich, Carla Micro-Business	Fort Smith	\$5,000
478	123	Yang, Zhuo Micro-Business	Hay River	\$4,911
479	124	Young, Laurie Louise Entrepreneur Support	Fort Smith	\$2,168
			Funding:	\$1,092,033
Region: <u>Year-End Corrections</u>				
480	1	Accounting Accrual Corrections Entrepreneur Support	-	(\$14,795)
			Funding:	(\$14,795)
				\$4,149,323