

Capital Estimates

2016-2017

NORTHWEST TERRITORIES





Capital Estimates

2016-2017

NORTHWEST TERRITORIES



Prepared By:
Department of Finance
under the direction of the
Financial Management Board

Yellowknife, Northwest Territories

Table of Contents

Summary of Information

Introduction	3
Infrastructure Investment by Department	4
Comparison of Departmental Capital Estimates and Expenditures (Graph)	5
Total Planned Infrastructure Investment	6
Total Planned Infrastructure Investment (Graph)	7

Estimates

Legislative Assembly	9
Education, Culture and Employment	13
Environment and Natural Resources	19
Finance	31
Health and Social Services	37
Human Resources	43
Industry, Tourism and Investment	45
Justice	51
Lands	59
Municipal and Community Affairs	63
NWT Housing Corporation (Information Item)	67
Public Works and Services	73
Transportation	81

Appendices

Appendix A - Glossary	90
Appendix B - Capital Planning Process	91

Northwest Territories Map	92
----------------------------------	-----------

Introduction

The 2016-17 Capital Estimates are a summary of infrastructure projects which the Government of the Northwest Territories (GNWT) has deemed a priority for the 2016-17 fiscal year. These Estimates support the priorities of the 17th Legislative Assembly, being:

- Build a strong and sustainable future for our Territory
- Increase employment opportunities
- Strengthen and diversify our economy
- Address housing needs
- Ensure a fair and sustainable health care system

In supporting these priorities, the GNWT is committed to providing key infrastructure; which is the foundation of the modern economy. Infrastructure investment ensures the health and well-being of residents while laying the ground work for growth and private sector investment.

Infrastructure planning requires a balance between responsibilities to existing residents and businesses while investing for future generations. Recognizing this balance and in the spirit of consensus government the GNWT follows a Corporate Capital Planning process (which is detailed in Appendix B). This process culminates into the annual Infrastructure Acquisition Plan; which assists the Government in identifying priority projects. In finalizing the Capital Estimates, the GNWT appreciates there is both a current cost of development and a future liability for the maintenance and ultimate replacement of current infrastructure.

The final approval of the 2016-17 Capital Estimates in the Fall Session of the Legislative Assembly provides a planning period for both departments and contractors. This planning period is aimed to maximize both the procurement process and the relatively short summer construction period in the Northwest Territories.

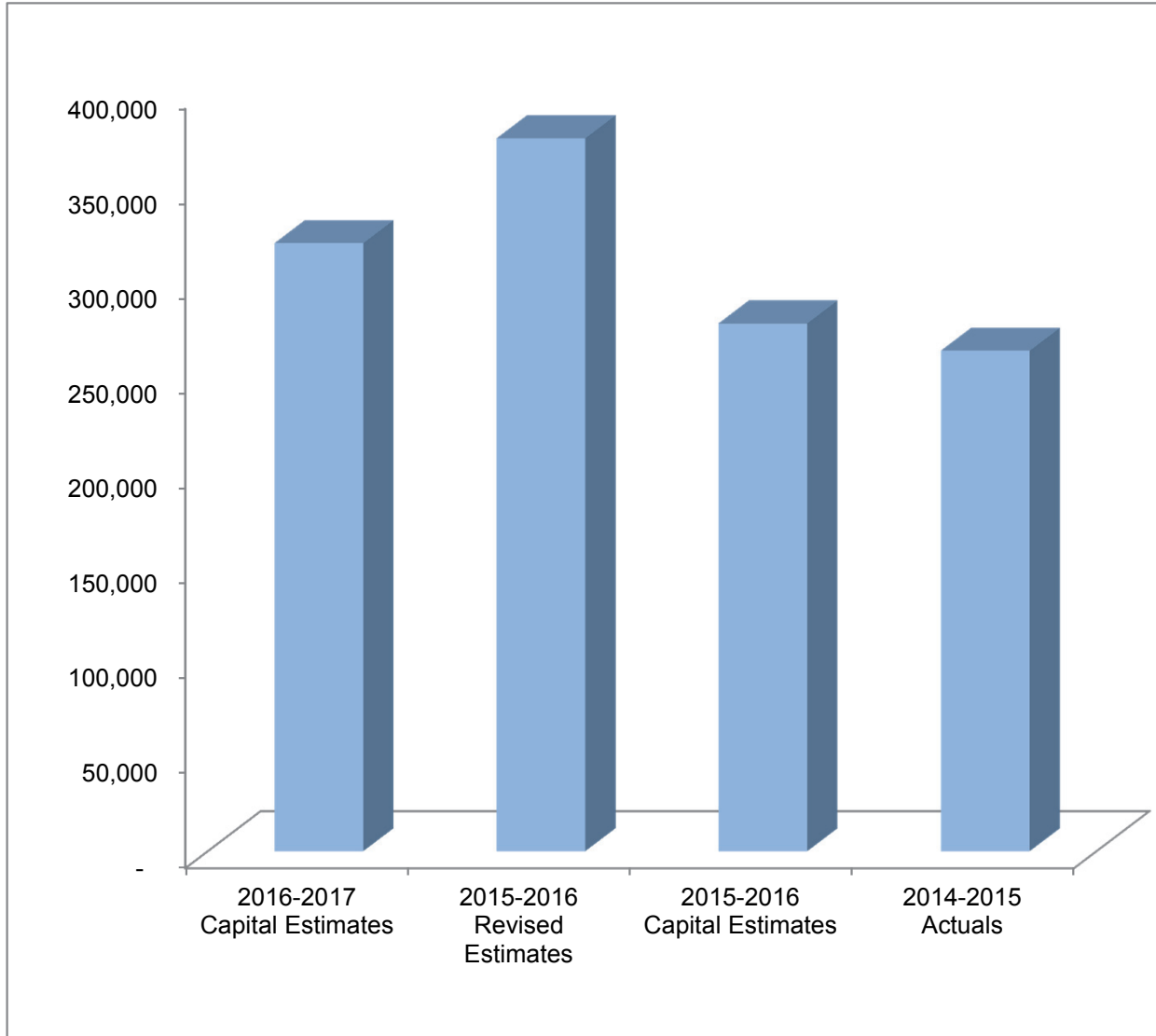
Infrastructure Investment by Department

(thousands of dollars)

	2016 - 2017 Capital Estimates	2015 - 2016 Revised Estimates	2015 - 2016 Capital Estimates	2014 - 2015 Actuals
Tangible Capital Assets				
Legislative Assembly	200	353	150	245
Education, Culture and Employment	7,899	8,114	5,796	6,257
Environment and Natural Resources	27,939	13,983	11,343	2,376
Finance	1,325	902	210	564
Health and Social Services	20,477	72,998	43,606	54,415
Human Resources	-	476	440	305
Industry, Tourism and Investment	3,598	7,456	2,575	2,428
Justice	9,078	20,413	17,166	963
Lands	1,350	534	-	165
Municipal and Community Affairs	-	-	-	-
Public Works and Services	16,977	21,530	12,525	18,659
Transportation	71,891	151,331	111,489	139,542
	160,734	298,090	205,300	225,919
Infrastructure Contributions				
Municipal and Community Affairs	28,002	29,762	28,002	30,614
Education, Culture and Employment	400	576	461	632
	28,402	30,338	28,463	31,246
Deferred Maintenance (non-capital)				
Education, Culture and Employment	-	300	300	-
Health and Social Services	-	1,313	789	767
Justice	-	620	620	-
Public Works and Services	-	2,480	2,000	1,424
Transportation	-	440	440	-
	-	5,153	4,149	2,191
Public Private Partnerships				
Finance	91,000	-	-	-
Health and Social Services	40,000	41,747	40,000	4,153
	131,000	41,747	40,000	4,153
Total Capital Estimates	320,136	375,328	277,912	263,509

Comparison of Departmental Capital Estimates and Expenditures

(thousands of dollars)



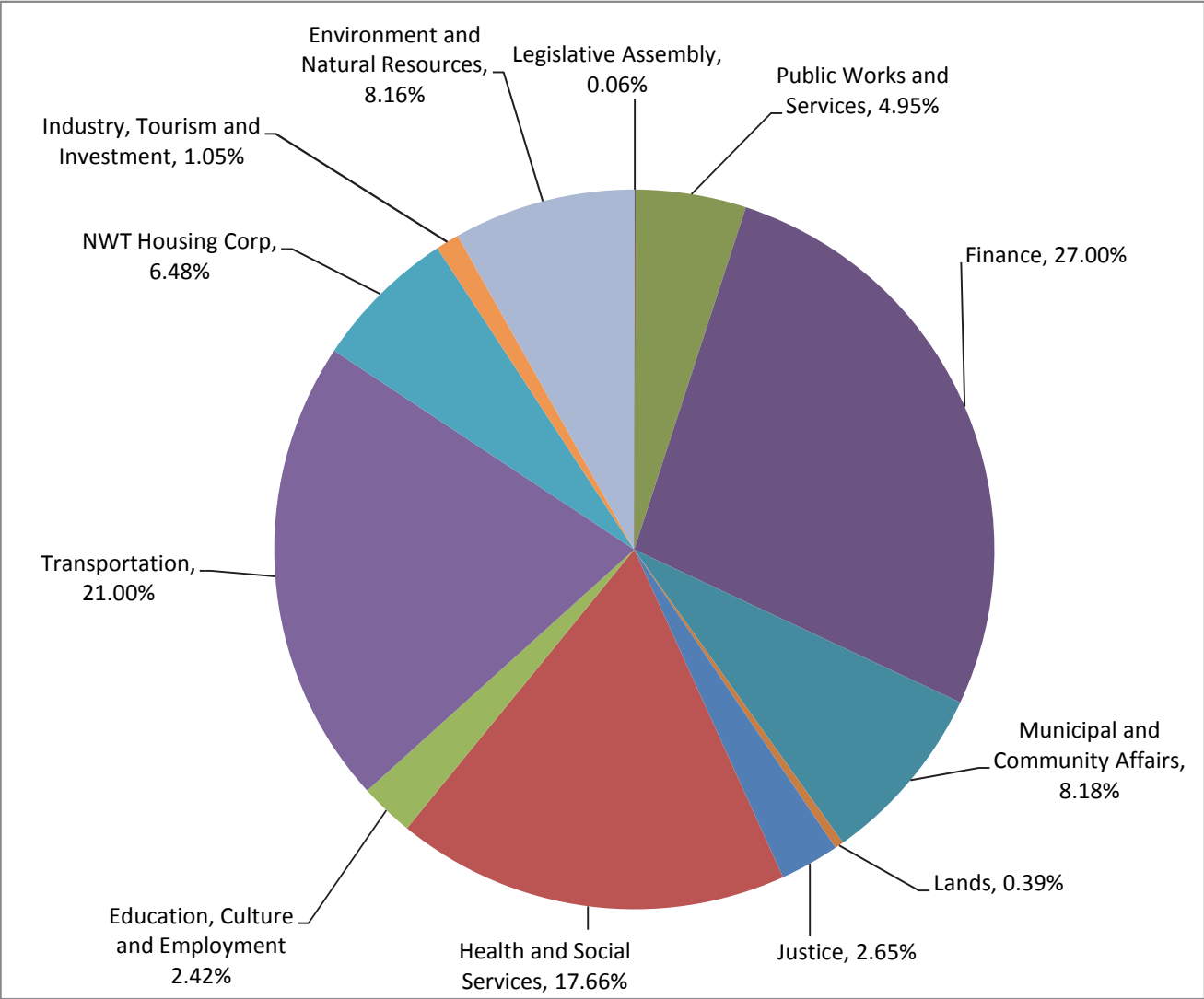
Total Planned Infrastructure Investment

(thousands of dollars)

	Prior Years	2016-17	2017-18	2018-19	Total
Summary					
Legislative Assembly	-	200	-	-	200
Education, Culture and Employment	4,011	8,299	6,652	1,927	20,889
Environment and Natural Resources	11,277	27,939	965	-	40,181
Finance	-	92,325	1,325	-	93,650
Health and Social Services	63,409	60,477	50,335	41,900	216,121
Human Resources	-	-	-	-	-
Industry, Tourism and Investment	-	3,598	-	-	3,598
Justice	19,404	9,078	5,000	-	33,482
Lands	150	1,350	-	-	1,500
Municipal and Community Affairs	-	28,002	28,002	28,002	84,006
NWT Housing Corporation	2,044	22,187	15,075	15,375	54,681
Public Works and Services	5,048	16,977	12,869	10,650	45,544
Transportation	297,395	71,891	41,500	37,500	448,286
	402,738	342,323	161,723	135,354	1,042,138
Type Indicator					
Tangible Capital Assets	357,738	182,921	93,721	67,352	701,732
Infrastructure Contributions	-	28,402	28,002	28,002	84,406
Public Private Partnerships	45,000	131,000	40,000	40,000	256,000
Total Infrastructure Investment	402,738	342,323	161,723	135,354	1,042,138

This summary reflects the 2016-2017 planned expenditures of the NWT Housing Corporation for the Infrastructure Acquisition Plan. The financing of these expenditures includes funding from the Canada Mortgage and Housing Corporation and various other sources. Contribution funding is provided by the GNWT through the NWTHC's sponsoring department: the Department of Finance in the annual Main Estimates. This information is intended for review purposes only.

Total Planned Infrastructure Investment



This Page Intentionally Left Blank

Legislative Assembly

The mandate of the Legislative Assembly of the Northwest Territories is to safeguard and promote the principles of consensus government and the institution of the Legislative Assembly in order to foster an empowered and representative government that is relevant and accountable to the people of the Northwest Territories.

	(thousands of dollars)			
Activity	2016-2017 Capital Estimates	2015-2016 Revised Estimates	2015-2016 Capital Estimates	2014-2015 Actuals
Office of the Clerk	200	353	150	245
	200	353	150	245
Infrastructure Investments				
Large Capital Projects	-	-	-	-
Small Capital Projects	200	353	150	245
Information Technology Projects	-	-	-	-
	200	353	150	245
Allocated to:				
Tangible Capital Assets	200	353	150	245
Infrastructure Contributions	-	-	-	-
Deferred Maintenance	-	-	-	-
Public Private Partnerships	-	-	-	-
	200	353	150	245

Legislative Assembly

Office of the Clerk

The Office of the Clerk is responsible for the procurement and management of all tangible capital assets for the Legislative Assembly and the precinct.

	(thousands of dollars)			
	2016-2017 Capital Estimates	2015-2016 Revised Estimates	2015-2016 Capital Estimates	2014-2015 Actuals
Infrastructure Investments				
Large Capital Projects	-	-	-	-
Small Capital Projects	200	353	150	245
Information Technology Projects	-	-	-	-
	200	353	150	245
Allocated to:				
Tangible Capital Assets	200	353	150	245
Infrastructure Contributions	-	-	-	-
Deferred Maintenance	-	-	-	-
Public Private Partnerships	-	-	-	-
	200	353	150	245

Legislative Assembly

Office of the Clerk

Project Listing (Information Item)

Project Name	Location	Classification	Type	Estimated Completion
Building Control System Replacement Replacement of electronic/pneumatic equipment required to control the HVAC environment of the building.	Yellowknife	Territorial	TCA	2016-17

This Page Intentionally Left Blank

Education, Culture and Employment

The mandate of the Department of Education, Culture and Employment is to provide the residents of the Northwest Territories with access to quality programs, services and support to assist them in making informed and productive choices for themselves and their families with regard to education, training, careers, employment and labour, child development, languages, culture and heritage.

The Department strives to provide and maintain adequate education facilities, make life-long learning opportunities available to the residents of every NWT community (through Aurora College and community school and library programs) and promote public access to artifacts and information relating to aspects of the NWT identity such as culture, history, and heritage.

	(thousands of dollars)			
	2016-2017 Capital Estimates	2015-2016 Revised Estimates	2015-2016 Capital Estimates	2014-2015 Actuals
Activity				
Education and Culture	6,627	7,359	5,426	5,679
Labour Development and Standards	1,672	1,631	1,131	1,369
	8,299	8,990	6,557	7,048
Infrastructure Investments				
Large Capital Projects	5,270	4,454	3,365	3,147
Small Capital Projects	1,757	3,057	2,161	2,935
Information Technology Projects	1,272	1,479	1,031	966
	8,299	8,990	6,557	7,048
Allocated to:				
Tangible Capital Assets	7,899	8,114	5,796	6,257
Infrastructure Contributions	400	576	461	791
Deferred Maintenance	-	300	300	-
Public Private Partnerships	-	-	-	-
	8,299	8,990	6,557	7,048

Education, Culture and Employment

Education and Culture

Education and Culture provides programming for early childhood through to adult education and supports local libraries and museums across the territory. Infrastructure has been constructed across the north to support this programming, campuses for Aurora College, including student housing and academic infrastructure, and Community Learning Centres. This activity also identifies the infrastructure needs of libraries and museums throughout the territory, including the Prince of Wales Northern Heritage Centre in Yellowknife.

	(thousands of dollars)			
	2016-2017 Capital Estimates	2015-2016 Revised Estimates	2015-2016 Capital Estimates	2014-2015 Actuals
Infrastructure Investments				
Large Capital Projects	5,270	4,454	3,365	3,147
Small Capital Projects	1,357	2,605	1,761	2,428
Information Technology Projects	-	300	300	104
	6,627	7,359	5,426	5,679
Allocated to:				
Tangible Capital Assets	6,227	6,483	4,665	5,048
Infrastructure Contributions	400	576	461	631
Deferred Maintenance	-	300	300	-
Public Private Partnerships	-	-	-	-
	6,627	7,359	5,426	5,679

Education, Culture and Employment

Education and Culture

Project Listing

(Information Item)

Project Name	Location	Classification	Type	Estimated Completion
Łutsek'e Dene School - Renovation Mid-life retrofit to the existing 1,400m ² school will include upgrades or replacement of all major building systems	Łutsek'e	Community	TCA	2018-19
Charles Tetcho School Addition 120m ² addition to the existing school facility to provide the recommended instructional space	Trout Lake	Community	TCA	2016-17
Ehtseo Ayha School Minor Capital Interior upgrades including blinds for windows and patch and repair of existing walls where required	Déłıne	Community	TCA	2016-17
High School Automotive Shop Minor Capital Washroom upgrade and replacement of aged equipment	Inuvik	Community	TCA	2016-17
Safe Schools Minor capital upgrades to support lock down procedures	Various	Community	TCA	2016-17
Sir John Franklin High School - Sewer Line Installation of a domestic water (sewer) tank complete with insulated heat trace to eliminate freeze up of existing pipe	Yellowknife	Community	TCA	2016-17
Mildred Hall School Renovations - Planning Study Renovations of areas not previously completed in the 2005 major building renovation	Yellowknife	Community	IC	2016-17
J.H. Sissons School Renovations - Planning Study Mid-life retrofit to existing 3,350m ² school	Yellowknife	Community	IC	2016-17

Education, Culture and Employment

Labour Development and Standards

Labour Development and Standards provides a range of programs and services related to career development, apprenticeship, employment preparation, training and development, and labour services. Infrastructure needs identified within this activity include Information Technology projects and tenant improvements for office space requirements of the department.

	(thousands of dollars)			
	2016-2017 Capital Estimates	2015-2016 Revised Estimates	2015-2016 Capital Estimates	2014-2015 Actuals
Infrastructure Investments				
Large Capital Projects	-	-	-	-
Small Capital Projects	400	452	400	507
Information Technology Projects	1,272	1,179	731	862
	1,672	1,631	1,131	1,369
Allocated to:				
Tangible Capital Assets	1,672	1,631	1,131	1,209
Infrastructure Contributions	-	-	-	160
Deferred Maintenance	-	-	-	-
Public Private Partnerships	-	-	-	-
	1,672	1,631	1,131	1,369

Education, Culture and Employment

Labour Development and Standards

Project Listing

(Information Item)

Project Name	Location	Classification	Type	Estimated Completion
Capital Infrastructure for Colleges Minor capital upgrades to various college facilities	Various	Regional	TCA	2016-17
Aurora College Student Record System Replacement of the Aurora College Student Records System	Yellowknife	Territorial	TCA	2017-18
CMAS Business Intelligence IT system to better analyze operational data and improve decision-making	Yellowknife	Territorial	TCA	2016-17

This Page Intentionally Left Blank

Environment and Natural Resources

Environment and Natural Resources' mandate is to promote and support the sustainable use and development of natural resources and to protect, conserve and enhance the Northwest Territories environment for the social and economic benefit of all NWT residents.

The Department works with all people and interested organizations to protect our environment by making sure our resources are used wisely and that people understand their part in keeping the environment healthy.

	(thousands of dollars)			
	2016-2017 Capital Estimates	2015-2016 Revised Estimates	2015-2016 Capital Estimates	2014-2015 Actuals
Activity				
Conservation, Assessment and Monitoring Environment	100	1,498	1,498	-
Forest Management	100	29	-	101
Water Resources	21,571	10,966	8,720	1,725
Wildlife	790	180	-	240
	5,378	1,310	1,125	310
	27,939	13,983	11,343	2,376
Infrastructure Investments				
Large Capital Projects	25,580	11,012	9,373	-
Small Capital Projects	2,359	2,971	1,970	2,145
Information Technology Projects	-	-	-	231
	27,939	13,983	11,343	2,376
Allocated to:				
Tangible Capital Assets	27,939	13,983	11,343	2,376
Infrastructure Contributions	-	-	-	-
Deferred Maintenance	-	-	-	-
Public Private Partnerships	-	-	-	-
	27,939	13,983	11,343	2,376

Environment and Natural Resources

Conservation, Assessment and Monitoring

The Conservation, Assessment and Monitoring Division (CAM) leads the establishment of protected areas and the development of an ecological representation network to help maintain a healthy environment in the NWT. CAM oversees departmental participation in the NWT regulatory process including: environmental impact assessment and water license and land use permit approvals; advises on measures to be taken to protect or mitigate impact on the environment; and, monitors to ensure these measures have been taken. CAM also works with Aboriginal governments to ensure legal and land claims requirements of cumulative impact monitoring are undertaken throughout the NWT. Initiatives ensure that valued components of the environment are monitored effectively so cumulative impacts of concurrent and sequential uses of land and water, and deposits of waste are understood. CAM promotes a sound approach to land use decision-making by including the best available traditional, ecological and cultural knowledge.

	(thousands of dollars)			
	2016-2017 Capital Estimates	2015-2016 Revised Estimates	2015-2016 Capital Estimates	2014-2015 Actuals
Infrastructure Investments				
Large Capital Projects	100	1,498	1,498	-
Small Capital Projects	-	-	-	-
Information Technology Projects	-	-	-	-
	100	1,498	1,498	-
Allocated to:				
Tangible Capital Assets	100	1,498	1,498	-
Infrastructure Contributions	-	-	-	-
Deferred Maintenance	-	-	-	-
Public Private Partnerships	-	-	-	-
	100	1,498	1,498	-

Environment and Natural Resources

Conservation, Assessment and Monitoring

Project Listing

(Information Item)

Project Name	Location	Classification	Type	Estimated Completion
Regional Laboratory Construction of a lab and secure storage space	Fort Simpson	Regional	TCA	2016-17

Environment and Natural Resources

Environment

The Environment Division works to prevent and reduce the impact of human activities on the natural environment for the benefit of current and future generations.

The Environmental Protection unit provides information and advice within the NWT regulatory system, participates in national initiatives related to environmental quality, and develops and oversees programs in the areas of environmental protection. These include standards for developments, remediation criteria and regulatory oversight of contaminated sites, hazardous substances management, hazardous waste management, and air quality.

	(thousands of dollars)			
	2016-2017 Capital Estimates	2015-2016 Revised Estimates	2015-2016 Capital Estimates	2014-2015 Actuals
Infrastructure Investments				
Large Capital Projects	-	-	-	-
Small Capital Projects	100	29	-	101
Information Technology Projects	-	-	-	-
	100	29	-	101
Allocated to:				
Tangible Capital Assets	100	29	-	101
Infrastructure Contributions	-	-	-	-
Deferred Maintenance	-	-	-	-
Public Private Partnerships	-	-	-	-
	100	29	-	101

Environment and Natural Resources

Environment

Project Listing (Information Item)

Project Name	Location	Classification	Type	Estimated Completion
Air Quality Monitoring Equipment Air quality instrumentation; 4 continuous particulate monitors, 8 continuous gas analyzers, upgrades of supporting infrastructure (instrument pumps & data acquisition systems and electrical/mechanical station upgrades)	Various	Territorial	TCA	2016-17

Environment and Natural Resources

Forest Management

The Forest Management activity initiatives provide for the stewardship of NWT forests through sustainable management of forest resources and forest fire management. In the course of delivering its mandate, Forest Management establishes, operates and ensures the maintenance of its infrastructure at strategic locations across the NWT. Infrastructure includes environmental monitoring assets such as radio communications networks, lightning location networks and remote automatic weather monitoring networks, buildings and other facilities, including, but not limited to, air tanker bases at strategic airfield locations, fixed detection facilities, and wildland fire response bases, and specialized equipment assets such as wildland fire mobile command units. As appropriate, ENR works in collaboration with the Department of Public Works and Services.

	(thousands of dollars)			
	2016-2017 Capital Estimates	2015-2016 Revised Estimates	2015-2016 Capital Estimates	2014-2015 Actuals
Infrastructure Investments				
Large Capital Projects	20,446	8,954	7,400	-
Small Capital Projects	1,125	2,012	1,320	1,725
Information Technology Projects	-	-	-	-
	21,571	10,966	8,720	1,725
Allocated to:				
Tangible Capital Assets	21,571	10,966	8,720	1,725
Infrastructure Contributions	-	-	-	-
Deferred Maintenance	-	-	-	-
Public Private Partnerships	-	-	-	-
	21,571	10,966	8,720	1,725

Environment and Natural Resources

Forest Management

Project Listing (Information Item)

Project Name	Location	Classification	Type	Estimated Completion
Air Tanker Fleet Replacement Acquisition of eight (8) Air Tractor AT-802AF Fire Boss Air Tankers	Various	Territorial	TCA	2017-18
Behchokò Incident Response Facility Construct an 80 m ² facility to provide personnel standby areas, equipment storage, personal care/hygiene services, dispatch centre services. Including utilities, network and land communications services	Behchokò	Regional	TCA	2016-17
Type V Engine A design/specification Type V Wildland Fire Engine, using existing design parameters, modified for the northern environment	Hay River	Regional	TCA	2016-17
Type V Engine A design/specification Type V Wildland Fire Engine, using existing design parameters, modified for the northern environment	Fort Simpson	Regional	TCA	2016-17
Communication Tower A 70 foot advanced communication tower will be erected, existing tower will be dismantled	Fort Simpson	Regional	TCA	2016-17
Communications Network Upgrade A scheduled replacement of radio communications technology infrastructure including antennas, in the Regions (ENR) of South Slave, North Slave, Dehcho, Sahtu and Inuvik	Various	Regional	TCA	2016-17
Repeater Network Infrastructure A scheduled replacement of repeater infrastructure including com-shells, antennas and repeater towers in the Regions (ENR) of South Slave, North Slave, Dehcho, Sahtu and Inuvik	Various	Regional	TCA	2016-17

Environment and Natural Resources

Water Resources

The Water Resources Division ensures the water resources stewardship and management objectives of the GNWT and ENR are met in an integrated and timely manner. The Division maintains continuous liaison with all public and private sector organizations with responsibilities for sound water resources stewardship in the NWT and works closely with NWT boards that issue water licenses. The division keeps pace with innovative means to address the water-related implications of development in the NWT.

Water Resources establishes, operates and ensures the maintenance of its infrastructure across the NWT. Infrastructure includes environmental monitoring assets such as remote weather monitoring networks, water monitoring networks, buildings and other facilities, including warehouse and laboratory space. As appropriate, ENR works in collaboration with the Department of Public Works and Services.

	(thousands of dollars)			
	2016-2017 Capital Estimates	2015-2016 Revised Estimates	2015-2016 Capital Estimates	2014-2015 Actuals
Infrastructure Investments				
Large Capital Projects	720	-	-	-
Small Capital Projects	70	180	-	240
Information Technology Projects	-	-	-	-
	790	180	-	240
Allocated to:				
Tangible Capital Assets	790	180	-	240
Infrastructure Contributions	-	-	-	-
Deferred Maintenance	-	-	-	-
Public Private Partnerships	-	-	-	-
	790	180	-	240

Environment and Natural Resources

Water Resources

Project Listing (Information Item)

Project Name	Location	Classification	Type	Estimated Completion
Warehouse Renovation of warehouse for field equipment	Inuvik	Regional	TCA	2016-17
Taiga Lab Equipment Taiga Lab testing equipment will be upgraded and replaced	Inuvik	Territorial	TCA	2016-17

Environment and Natural Resources

Wildlife

The Wildlife activity is responsible for the stewardship of wildlife resources. Wildlife initiatives assess and monitor wildlife populations, habitat, species at risk, wildlife health, and biodiversity. Wildlife also coordinates initiatives to address impacts on wildlife from human activity. Functions include developing legislation, strategies, management plans and programs to support the conservation and management of wildlife resources, participating in environmental assessment and review processes, preparing public information materials on wildlife conservation and management, biodiversity and reducing wildlife/human conflicts, undertaking compliance activities and administering the sport fishery. Wildlife decisions are made using the best available scientific, traditional and community knowledge.

	(thousands of dollars)			
	2016-2017 Capital Estimates	2015-2016 Revised Estimates	2015-2016 Capital Estimates	2014-2015 Actuals
Infrastructure Investments				
Large Capital Projects	4,314	560	475	-
Small Capital Projects	1,064	750	650	79
Information Technology Projects	-	-	-	231
	5,378	1,310	1,125	310
Allocated to:				
Tangible Capital Assets	5,378	1,310	1,125	310
Infrastructure Contributions	-	-	-	-
Deferred Maintenance	-	-	-	-
Public Private Partnerships	-	-	-	-
	5,378	1,310	1,125	310

Environment and Natural Resources

Wildlife

Project Listing (Information Item)

Project Name	Location	Classification	Type	Estimated Completion
ENR Complex - Shell Lake - Replacement New building to house forest management functions of department and provide seasonal operating space for forest fire management	Inuvik	Regional	TCA	2017-18
Workshop A new workshop structure will be secured to accommodate the Department's regional equipment	Fort Resolution	Community	TCA	2016-17
District Office Upgrade Convert the forced air heating system to a boiler and radiator system. Upgrade windows to triple pain to increase efficiency of the building	Tulita	Regional	TCA	2016-17
District Office A new modular office will be procured to accommodate the District needs	Behchokò	Regional	TCA	2016-17
Tundra Ecosystem Research Station The washhouse enlarged from 8' X 12' to 14' X 18', (includes wash basins, showers, pressure pump, on demand hotwater heater, water storage tank). Washrooms upgraded to environmental friendly disposal system.	Yellowknife	Territorial	TCA	2016-17

This Page Intentionally Left Blank

Finance

The mandate of the Department is to obtain, manage and control the financial resources required to support the priorities identified by the Legislative Assembly through implementation of Government of the Northwest Territories' policies and programs; while ensuring effective, efficient and economical management of financial and information resources.

	(thousands of dollars)			
	2016-2017 Capital Estimates	2015-2016 Revised Estimates	2015-2016 Capital Estimates	2014-2015 Actuals
Activity				
Budget, Treasury and Debt Management	91,000	-	-	-
Office of the Chief Information Officer	-	592	-	411
Office of the Comptroller General	1,325	310	210	153
	1,325	902	210	564
Infrastructure Investments				
Large Capital Projects	-	-	-	-
Small Capital Projects	-	-	-	-
Information Technology Projects	92,325	902	210	564
	92,325	902	210	564
Allocated to:				
Tangible Capital Assets	1,325	902	210	564
Infrastructure Contributions	-	-	-	-
Deferred Maintenance	-	-	-	-
Public Private Partnerships	91,000	-	-	-
	92,325	902	210	564

Finance

Budget, Treasury and Debt Management

The Budget, Treasury and Debt Management Activity is responsible for the management of the government's financial resources by ensuring that the use of public funds are properly budgeted, monitored, reviewed, and utilized efficiently.

The office of the Deputy Secretary of the Financial Management Board (FMB) oversees the management of the activity in the Division, including the GNWT Public Private Partnership Policy and Management Framework.

The Management Board Secretariat supports the operations of the FMB, and is also responsible for the GNWT's budget cycle.

The Treasury Division is responsible for licensing and regulating insurance companies, agents, brokers and adjusters operating in the NWT, administering legislated tax programs, administering the GNWT's insurance and self-insurance programs, and the GNWT Heritage Fund.

The Program Review Office has four main areas of business: the review of programs and services to clarify and confirm mandates, determine program effectiveness, and report on results with a view to recommending modifications or improvements; working with departments to assist with program review, evaluation, and performance monitoring through direct support and advice; the provision of training to build evaluation capacity in the GNWT; and integrating business planning and risk management into overall government planning processes.

	(thousands of dollars)			
	2016-2017 Capital Estimates	2015-2016 Revised Estimates	2015-2016 Capital Estimates	2014-2015 Actuals
Infrastructure Investments				
Large Capital Projects	-	-	-	-
Small Capital Projects	-	-	-	-
Information Technology Projects	91,000	-	-	-
	91,000	-	-	-
Allocated to:				
Tangible Capital Assets	-	-	-	-
Infrastructure Contributions	-	-	-	-
Deferred Maintenance	-	-	-	-
Public Private Partnerships	91,000	-	-	-
	91,000	-	-	-

Finance

Budget, Treasury and Debt Management

Project Listing (Information Item)

Project Name	Location	Classification	Type	Estimated Completion
Fibre Optic Link Installation of the Mackenzie Valley Fibre Optic Link to provide broadband connectivity	Various	Territorial	P3	2016-17

Finance

Office of the Chief Information Officer

The Office of the Chief Information Officer (OCIO) serves as the GNWT's senior authority on corporate activities associated with Information and Communications Technology (ICT). This includes Information Systems (IS), Information Technology (IT) and the management of information (IM). The OCIO provides strategic, policy and operational advice to the Informatics Policy Council (IPC), and ensures corporate activities related to strategy, policy implementation, planning and information security are undertaken in a timely and consistent manner.

	(thousands of dollars)			
	2016-2017 Capital Estimates	2015-2016 Revised Estimates	2015-2016 Capital Estimates	2014-2015 Actuals
Infrastructure Investments				
Large Capital Projects	-	-	-	-
Small Capital Projects	-	-	-	-
Information Technology Projects	-	592	-	411
	-	592	-	411
Allocated to:				
Tangible Capital Assets	-	592	-	411
Infrastructure Contributions	-	-	-	-
Deferred Maintenance	-	-	-	-
Public Private Partnerships	-	-	-	-
	-	592	-	411

Finance

Office of the Comptroller General

The Office of the Comptroller General (OCG) is responsible for control of the administration of the Consolidated Revenue Fund with respect to the receipt and payment of public money, accounting policies, the financial records of the GNWT, reporting responsibilities, financial analysis, advice and interpretation, internal auditing and related matters.

The OCG is responsible for the development of corporate accounting procedures and policies, administration and integrity of the government's financial information systems, accounts receivable and accounts payable functions, external financing reporting, and providing collections and credit granting functions. The OCG implements, maintains, and supports existing and new functionality within the GNWT's Enterprise Resource Planning (ERP) solution which includes financial and human resource information systems and associated reporting and tools.

	(thousands of dollars)			
	2016-2017 Capital Estimates	2015-2016 Revised Estimates	2015-2016 Capital Estimates	2014-2015 Actuals
Infrastructure Investments				
Large Capital Projects	-	-	-	-
Small Capital Projects	-	-	-	-
Information Technology Projects	1,325	310	210	153
	1,325	310	210	153
Allocated to:				
Tangible Capital Assets	1,325	310	210	153
Infrastructure Contributions	-	-	-	-
Deferred Maintenance	-	-	-	-
Public Private Partnerships	-	-	-	-
	1,325	310	210	153

Finance

Office of the Comptroller General

Project Listing (Information Item)

Project Name	Location	Classification	Type	Estimated Completion
PeopleSoft 9.2 Upgrade Upgrade of SAM 9.0 and HRIS 9.1 to version 9.2	Yellowknife	Territorial	TCA	2017-18
BIP Replacement Replacement of the BIP Registry system and website with functionality with SAM; the GNWT financial system	Yellowknife	Territorial	TCA	2016-17

Health and Social Services

The mandate of the Department is to promote, protect and provide for the health and well-being of the people of the Northwest Territories.

	(thousands of dollars)			
	2016-2017 Capital Estimates	2015-2016 Revised Estimates	2015-2016 Capital Estimates	2014-2015 Actuals
Activity				
Administrative and Support Services	44,134	57,679	45,757	9,450
Community Health Programs	16,343	58,379	38,638	49,885
	60,477	116,058	84,395	59,335
Infrastructure Investments				
Large Capital Projects	55,650	100,269	78,249	53,582
Small Capital Projects	4,018	9,281	4,039	2,959
Information Technology Projects	809	6,508	2,107	2,794
	60,477	116,058	84,395	59,335
Allocated to:				
Tangible Capital Assets	20,477	72,998	43,606	54,415
Infrastructure Contributions	-	-	-	-
Deferred Maintenance	-	1,313	789	767
Public Private Partnerships	40,000	41,747	40,000	4,153
	60,477	116,058	84,395	59,335

Health and Social Services

Administrative and Support Services

Hospital infrastructure has been constructed across the north to support the delivery of primary, secondary and emergency care to the residents of the Northwest Territories.

Enterprise-wide technology enables improved delivery of quality health and social services care by linking providers with patients or clients and with each other remotely throughout the Northwest Territories.

	(thousands of dollars)			
	2016-2017 Capital Estimates	2015-2016 Revised Estimates	2015-2016 Capital Estimates	2014-2015 Actuals
Infrastructure Investments				
Large Capital Projects	40,000	42,279	40,000	4,363
Small Capital Projects	3,325	8,892	3,650	2,293
Information Technology Projects	809	6,508	2,107	2,794
	44,134	57,679	45,757	9,450
Allocated to:				
Tangible Capital Assets	4,134	15,008	5,357	4,905
Infrastructure Contributions	-	-	-	-
Deferred Maintenance	-	924	400	392
Public Private Partnerships	40,000	41,747	40,000	4,153
	44,134	57,679	45,757	9,450

Health and Social Services

Administrative and Support Services

Project Listing (Information Item)

Project Name	Location	Classification	Type	Estimated Completion
Stanton Territorial Hospital Renewal Project Stanton Territorial Hospital improvements and expansion	Yellowknife	Territorial	P3	2019-20
Medical Equipment (Biomedical Evergreening) Medical equipment replacement, territory-wide	Various	Regional	TCA	On-going
Portable Ultrasound Portable Ultrasound	Inuvik	Regional	TCA	2016-17
Child and Family Information System IT system to track child and family information	Yellowknife	Territorial	TCA	2016-17

Health and Social Services

Community Health Programs

Primary care services for individuals, families and communities within the health system are provided in facilities such as health centres, community clinics and public health clinics.

Residential care programs for adults and children provide supportive living arrangements in a residential/group home setting for an extended period of time to meet physical, emotional, spiritual, and psychosocial needs. Programs are delivered in long term care facilities and group homes.

	(thousands of dollars)			
	2016-2017 Capital Estimates	2015-2016 Revised Estimates	2015-2016 Capital Estimates	2014-2015 Actuals
Infrastructure Investments				
Large Capital Projects	15,650	57,990	38,249	49,219
Small Capital Projects	693	389	389	666
Information Technology Projects	-	-	-	-
	16,343	58,379	38,638	49,885
Allocated to:				
Tangible Capital Assets	16,343	57,990	38,249	49,510
Infrastructure Contributions	-	-	-	-
Deferred Maintenance	-	389	389	375
Public Private Partnerships	-	-	-	-
	16,343	58,379	38,638	49,885

Health and Social Services

Community Health Programs

Project Listing (Information Item)

Project Name	Location	Classification	Type	Estimated Completion
Woodland Manor Expansion 9 bed addition	Hay River	Regional	TCA	2016-17
Health Centre - Replacement New Level B HSS Centre	Fort Resolution	Regional	TCA	2016-17
Extended Care 18 bed facility	Yellowknife	Territorial	TCA	2018-19
Frame Lake Family Medical Clinic Electrical, mechanical, flooring, operations upgrades	Yellowknife	Regional	TCA	2016-17
Portable Ultrasound Portable Ultrasound	Fort Simpson	Regional	TCA	2016-17
Portable Ultrasound Portable Ultrasound	Fort Smith	Regional	TCA	2016-17
Northern Lights Special Care Home Long term care security upgrade	Fort Smith	Regional	TCA	2016-17

This Page Intentionally Left Blank

Human Resources

The mandate of the Department is to provide leadership and direction to the Government of the Northwest Territories, its boards and agencies, in all areas of human resource management.

	(thousands of dollars)			
	2016-2017 Capital Estimates	2015-2016 Revised Estimates	2015-2016 Capital Estimates	2014-2015 Actuals
Activity				
Directorate	-	476	440	305
	-	476	440	305
Infrastructure Investments				
Large Capital Projects	-	-	-	-
Small Capital Projects	-	-	-	-
Information Technology Projects	-	476	440	305
	-	476	440	305
Allocated to:				
Tangible Capital Assets	-	476	440	305
Infrastructure Contributions	-	-	-	-
Deferred Maintenance	-	-	-	-
Public Private Partnerships	-	-	-	-
	-	476	440	305

Human Resources

Directorate

The Corporate Affairs Division (previously Human Resource Strategy and Policy) under Directorate is responsible for developing and maintaining departmental policies and the provision of information systems to the departments and public agencies. The GNWT Learning and Development Policy identifies learning and development opportunities consistent with employees' job functions, career aspirations and learning and development plans. The Learning Management module supports this Policy by supporting the Department of Human Resources Training Program and initiatives for all GNWT Departments.

	(thousands of dollars)			
	2016-2017 Capital Estimates	2015-2016 Revised Estimates	2015-2016 Capital Estimates	2014-2015 Actuals
Infrastructure Investments				
Large Capital Projects	-	-	-	-
Small Capital Projects	-	-	-	-
Information Technology Projects	-	476	440	305
	-	476	440	305
Allocated to:				
Tangible Capital Assets	-	476	440	305
Infrastructure Contributions	-	-	-	-
Deferred Maintenance	-	-	-	-
Public Private Partnerships	-	-	-	-
	-	476	440	305

Industry, Tourism and Investment

The mandate of the Department of Industry, Tourism and Investment (ITI) is to promote economic self-sufficiency through the responsible development of Northwest Territories mineral and petroleum resources; the development of natural resource industries, including agriculture, commercial fishing and the traditional economy; and the promotion and support of tourism, trade and investment, business, and manufacturing and secondary industries, to create a prosperous, diverse and sustainable economy for the benefit of all Northwest Territories residents.

	(thousands of dollars)			
	2016-2017 Capital Estimates	2015-2016 Revised Estimates	2015-2016 Capital Estimates	2014-2015 Actuals
Activity				
Economic Diversification and Business Support	-	65	-	-
Minerals and Petroleum Resources	-	2,419	-	346
Tourism and Parks	3,598	4,972	2,575	2,082
	3,598	7,456	2,575	2,428
Infrastructure Investments				
Large Capital Projects	-	2,185	-	90
Small Capital Projects	3,598	4,972	2,575	2,082
Information Technology Projects	-	299	-	256
	3,598	7,456	2,575	2,428
Allocated to:				
Tangible Capital Assets	3,598	7,456	2,575	2,428
Infrastructure Contributions	-	-	-	-
Deferred Maintenance	-	-	-	-
Public Private Partnerships	-	-	-	-
	3,598	7,456	2,575	2,428

Industry, Tourism and Investment

Economic Diversification and Business Support

The Economic Diversification and Business Support activity consists of the Investment and Economic Analysis Division and the Diamond Secondary Industry Division, as well as the NWT Business Development Investment Corporation (BDIC), and the Community Futures Development Corporations (Community Futures).

Investment and Economic Analysis leads the development of programs and initiatives in support of the NWT's Traditional Economy. Specific programs support arts and fine crafts, agriculture, fisheries, trapping and commercial game harvesting. Staff in regional offices implement the traditional economy programming.

The Fur Harvest database is critical to tracking, monitoring and administering the Genuine Mackenzie Valley Fur Program. The database is a modern and robust solution that enables enhanced auditability, serviceability, and reduces the duplication of effort in processing and reconciling financial transactions and improving inventory control.

	(thousands of dollars)			
	2016-2017 Capital Estimates	2015-2016 Revised Estimates	2015-2016 Capital Estimates	2014-2015 Actuals
Infrastructure Investments				
Large Capital Projects	-	-	-	-
Small Capital Projects	-	-	-	-
Information Technology Projects	-	65	-	-
	-	65	-	-
Allocated to:				
Tangible Capital Assets	-	65	-	-
Infrastructure Contributions	-	-	-	-
Deferred Maintenance	-	-	-	-
Public Private Partnerships	-	-	-	-
	-	65	-	-

Industry, Tourism and Investment

Minerals and Petroleum Resources

The Minerals and Petroleum Resources activity consists of the Mineral Resources Division, the Petroleum Resources Division, the Northwest Territories Geological Survey Division (NTGS) which was formerly referred to as the Northwest Territories Geoscience Office (NTGO), the Financial Analysis and Royalty Administration Division, the Industrial Initiatives Unit, and the Client Service and Community Relations Unit. The five regional offices across the NWT ensure that businesses and entrepreneurs receive access to programs and resources, to help maximize the benefits from development in their regions.

ITI develops and delivers policy, programs and services related to minerals, exploration and development, and manages land tenure associated with mineral resource rights for public lands in the NWT through the Mining Recorder's Office. The Mineral Information Tenure System (MITS) was implemented upon Devolution of the Mining Recorder's Office to the GNWT in order to comply with changes to the new territorial Mining Regulations. The continued development of the MITS will provide increased efficiency and operational services to the Mining Recorder's Office to ensure the efficient and effective administration of the Mining Regulations.

Upon Devolution, ITI inherited the responsibility for Aboriginal Affairs and Northern Development Canada's extensive geological collection that were collected by government and industry over several decades. The collection consists of thousands of metres of exploration drill core and numerous rock, stream sediment, lake sediment, and glacial till samples. There are also thousands of historic reports and maps from mining properties and advanced exploration projects. All these materials are considered to be government records and must be archived consistent with the Access to Information and Protection of Privacy Act and the Archives Act. The Geological Collections Storage Facility will consist of two components: a warm viewing area within an existing GNWT warehouse, and an adjacent unheated storage facility to accommodate all geological collections.

	(thousands of dollars)			
	2016-2017 Capital Estimates	2015-2016 Revised Estimates	2015-2016 Capital Estimates	2014-2015 Actuals
Infrastructure Investments				
Large Capital Projects	-	2,185	-	90
Small Capital Projects	-	-	-	-
Information Technology Projects	-	234	-	256
	-	2,419	-	346
Allocated to:				
Tangible Capital Assets	-	2,419	-	346
Infrastructure Contributions	-	-	-	-
Deferred Maintenance	-	-	-	-
Public Private Partnerships	-	-	-	-
	-	2,419	-	346

Industry, Tourism and Investment

Tourism and Parks

Industry, Tourism and Investment (ITI) develops and implements Northwest Territories (NWT) tourism strategies with partners in the tourism industry. The Tourism and Parks Division provides support for tourism marketing, training and product development, and conducts research and planning. The Division, along with ITI's regional offices, develops, operates and maintains public tourism facilities, including a system of NWT parks.

Investments in assets such as shower buildings, powered sites and upgraded tent sites attract more visitors to parks, and help to maintain the excellent reputation that NWT parks currently have in southern markets. ITI continues to make capital improvements to NWT parks for amenities required to keep the parks safe, and meet growing demands for upgraded facilities.

	(thousands of dollars)			
	2016-2017 Capital Estimates	2015-2016 Revised Estimates	2015-2016 Capital Estimates	2014-2015 Actuals
Infrastructure Investments				
Large Capital Projects	-	-	-	-
Small Capital Projects	3,598	4,972	2,575	2,082
Information Technology Projects	-	-	-	-
	3,598	4,972	2,575	2,082
Allocated to:				
Tangible Capital Assets	3,598	4,972	2,575	2,082
Infrastructure Contributions	-	-	-	-
Deferred Maintenance	-	-	-	-
Public Private Partnerships	-	-	-	-
	3,598	4,972	2,575	2,082

Industry, Tourism and Investment

Tourism and Parks

Project Listing

(Information Item)

Project Name	Location	Classification	Type	Estimated Completion
Twin Falls - Fence Highway Access Install 1500m of perimeter fencing	Enterprise	Regional	TCA	2016-17
Shower Building Improvement Construct additional capacity onto existing building as per prototypical design standards	Fort Providence	Regional	TCA	2016-17
New Managers Residence/Gate House Requirement for Level 1 Park	Fort Providence	Regional	TCA	2016-17
Blackstone Park - Dumping Station Replacement of water shed	Fort Simpson	Regional	TCA	2016-17
Sambaa Deh Park - Residence Betterment Install shower and water source, septic tank, and scheduled replacement of roofing, siding, furniture, and flooring	Fort Simpson	Regional	TCA	2016-17
Sambaa Deh Park - Office Building (VIC) Betterment Replacement of roofing, sidings, furniture, computer, flooring and deck	Fort Simpson	Regional	TCA	2016-17
Fort Simpson Park - Shower/Washroom Building Betterment Replacement of roofing, siding, flooring, water tank and pumps. Repaint building; inside and out; Install solar panel electrical and water heater tank	Fort Simpson	Regional	TCA	2016-17
Queen Elizabeth (QE) - Install Security Fencing Install perimeter fencing	Fort Smith	Regional	TCA	2016-17
QE - Relocate sewage dump station Relocate inside Park.	Fort Smith	Regional	TCA	2016-17
QE - Construct Parks Office Replace existing 40 year old building with new gate house/office	Fort Smith	Regional	TCA	2016-17
QE - Construct Group Camping Area Construct group camping area for approx. 25 RV as per existing design	Fort Smith	Regional	TCA	2016-17
Mission Park - Long Storage Building Renovate interior of building for multi season use	Fort Smith	Regional	TCA	2016-17
Replace Maintenance Compound Replace old dump station	Hay River	Regional	TCA	2016-17
Water connection Install new water service to campground	Hay River	Regional	TCA	2016-17

Industry, Tourism and Investment

Tourism and Parks

Project Listing (Information Item)

Project Name	Location	Classification	Type	Estimated Completion
Fence Campground Install approx. 500m of fence as per parks standard design	Hay River	Regional	TCA	2016-17
60 Parallel - Replace Washrooms Replace existing washrooms	Hay River	Regional	TCA	2016-17
Gwich'in Park - Lake Access Road Gravel replacement and blading	Inuvik	Regional	TCA	2016-17
Gwich'in Park - RV Loop Expansion and Repair Renovations and improvements to existing campsites	Inuvik	Regional	TCA	2016-17
Canol Trail - River Crossings Construct at 3 river crossings in the proposed park	Norman Wells	Regional	TCA	2016-17
Reid Lake Territorial Park - Sewage Dump Station Scheduled replacement of RV dump station	Yellowknife	Regional	TCA	2016-17
Yellowknife River Territorial Park - Day Use Area Expansion Expand day use area to meet the need of more picnic and recreational space	Yellowknife	Regional	TCA	2016-17
Pontoon Lake Territorial Park - Day Use Area Improvement Build additional day use picnic sites and improvements to the park	Yellowknife	Regional	TCA	2016-17
Cameron River Territorial Park - Parking Lot Expansion Increase turnaround and size of parking lot to accommodate large buses	Yellowknife	Regional	TCA	2016-17
Fred Henne - K2 improvements Add deck, power and outhouses, re-route fencing	Yellowknife	Regional	TCA	2016-17
Fred Henne - RV Loop D Playground Construct a new playground	Yellowknife	Regional	TCA	2016-17
Reid Lake Territorial Park - Site Betterments Betterment of approx. 25 existing campsites	Yellowknife	Regional	TCA	2016-17
Prelude Lake - Outhouse for New Loop New outhouse and Sani-station Loop D	Yellowknife	Regional	TCA	2016-17

Justice

The mandate of the Department of Justice is to administer justice, including policing and corrections in the Northwest Territories. This mandate will be carried out in a manner which respects community and Aboriginal values and encourages communities to assume increasing responsibilities.

	(thousands of dollars)			
	2016-2017 Capital Estimates	2015-2016 Revised Estimates	2015-2016 Capital Estimates	2014-2015 Actuals
Activity				
Corrections	7,846	19,293	17,166	540
Court Services	867	1,403	620	408
Legal Aid Services	-	106	-	9
Services to Public	365	231	-	6
	9,078	21,033	17,786	963
Infrastructure Investments				
Large Capital Projects	7,196	19,474	16,788	193
Small Capital Projects	1,882	1,328	998	764
Information Technology Projects	-	231	-	6
	9,078	21,033	17,786	963
Allocated to:				
Tangible Capital Assets	9,078	20,413	17,166	963
Infrastructure Contributions	-	-	-	-
Deferred Maintenance	-	620	620	-
Public Private Partnerships	-	-	-	-
	9,078	21,033	17,786	963

Justice

Corrections

The Corrections Service provides safe custody and supervision of adult and youth offenders. This is achieved through the operation of correctional facilities and the supervision of offenders sentenced to community based orders such as conditional sentences and probation orders. The Corrections Service also delivers culturally relevant programs to support offender rehabilitation and reintegration, including wilderness camps and elder support.

	(thousands of dollars)			
	2016-2017 Capital Estimates	2015-2016 Revised Estimates	2015-2016 Capital Estimates	2014-2015 Actuals
Infrastructure Investments				
Large Capital Projects	7,196	18,915	16,788	193
Small Capital Projects	650	378	378	347
Information Technology Projects	-	-	-	-
	7,846	19,293	17,166	540
Allocated to:				
Tangible Capital Assets	7,846	19,293	17,166	540
Infrastructure Contributions	-	-	-	-
Deferred Maintenance	-	-	-	-
Public Private Partnerships	-	-	-	-
	7,846	19,293	17,166	540

Justice

Corrections

Project Listing (Information Item)

Project Name	Location	Classification	Type	Estimated Completion
Territorial Female Correctional Centre Facility Replacement - 20 bed facility for female adult and youth, approx. 3153 m ²	Fort Smith	Territorial	TCA	2017-18
North Slave Correctional Centre (NSCC) - Install Perimeter Security Fencing Install perimeter security fencing	Yellowknife	Territorial	TCA	2016-17
NSCC - Decontamination facility Add decontamination facility near high security/medical area using existing plumbing and adding electric locks for doors	Yellowknife	Territorial	TCA	2016-17
Probation Office Tenant Improvement Security retrofit to align office space with Probation Office Space Standards, and enhance the service potential of the asset over the life of the lease	Fort Liard	Community	TCA	2016-17
Probation Office Tenant Improvement Security retrofit to align refurbished GNWT building with Probation Office Standards, and enhance the service potential of the asset over the life of the lease	Tuktoyaktuk	Community	TCA	2016-17

Justice

Court Services

The NWT has four levels of court which collectively represent the judicial branch of government: Justice of the Peace Court, Territorial Court, Supreme Court and Court of Appeal. The courts are independent of the executive (GNWT departments/boards) and legislative (Legislative Assembly) branches of government. The Court Services Division is responsible for providing administrative support to the courts. These support services ensure courts are accessible, impartial and timely.

	(thousands of dollars)			
	2016-2017 Capital Estimates	2015-2016 Revised Estimates	2015-2016 Capital Estimates	2014-2015 Actuals
Infrastructure Investments				
Large Capital Projects	-	559	-	-
Small Capital Projects	867	844	620	408
Information Technology Projects	-	-	-	-
	867	1,403	620	408
Allocated to:				
Tangible Capital Assets	867	783	-	408
Infrastructure Contributions	-	-	-	-
Deferred Maintenance	-	620	620	-
Public Private Partnerships	-	-	-	-
	867	1,403	620	408

Justice

Court Services

Project Listing (Information Item)

Project Name	Location	Classification	Type	Estimated Completion
Sheriff Vehicle Suburban or similar full size all wheel drive utility wagon to transport Court Party	Yellowknife	Territorial	TCA	2016-17
Courthouse Cells and Secure Interview Rooms Improve security and capacity through layout revision, update cell locking systems and assumption of adjacent floor areas	Yellowknife	Territorial	TCA	2016-17
Common Lobby for Courthouse Combine two exterior entrances, install Sheriff's station, improve safety and security to public and staff	Yellowknife	Territorial	TCA	2016-17

Justice

Legal Aid Services

The Legal Services Commission (the Commission) is established under the *Legal Aid Act*, and is responsible for ensuring that all eligible persons in the NWT receive legal aid. The Commission provides legal services for legal aid outreach, most criminal and family law matters, and some civil cases. It determines eligibility for legal aid in accordance with the parameters established by the *Legal Aid Act* and the regulations under the Act. The Commission is also responsible for the court worker program and for public legal education.

	(thousands of dollars)			
	2016-2017 Capital Estimates	2015-2016 Revised Estimates	2015-2016 Capital Estimates	2014-2015 Actuals
Infrastructure Investments				
Large Capital Projects	-	-	-	-
Small Capital Projects	-	106	-	9
Information Technology Projects	-	-	-	-
	-	106	-	9
Allocated to:				
Tangible Capital Assets	-	106	-	9
Infrastructure Contributions	-	-	-	-
Deferred Maintenance	-	-	-	-
Public Private Partnerships	-	-	-	-
	-	106	-	9

Justice

Services to Public

Services to Public includes a number of programs and services that are accessible to all residents, including services available from the following: Public Trustee's Office, Office of the Children's Lawyer, Coroner's Office, Legal Registries (land titles, corporation and society registration, personal property registration, regulation in securities trading, registration of notary publics and commissioners for oaths), Maintenance Enforcement Office, Rental Office, and the Public Utilities Board.

	(thousands of dollars)			
	2016-2017 Capital Estimates	2015-2016 Revised Estimates	2015-2016 Capital Estimates	2014-2015 Actuals
Infrastructure Investments				
Large Capital Projects	-	-	-	-
Small Capital Projects	365	-	-	-
Information Technology Projects	-	231	-	6
	365	231	-	6
Allocated to:				
Tangible Capital Assets	365	231	-	6
Infrastructure Contributions	-	-	-	-
Deferred Maintenance	-	-	-	-
Public Private Partnerships	-	-	-	-
	365	231	-	6

Justice

Services to Public

Project Listing (Information Item)

Project Name	Location	Classification	Type	Estimated Completion
Rental Office Security retrofit to align office space with Office Space Standards for single FTE office	Yellowknife	Territorial	TCA	2016-17

Lands

The mandate of the Department is to manage, administer and plan for the sustainable use of public land in the Northwest Territories in an equitable and transparent manner that reflects the interests of the people of the Northwest Territories.

	(thousands of dollars)			
	2016-2017 Capital Estimates	2015-2016 Revised Estimates	2015-2016 Capital Estimates	2014-2015 Actuals
Activity				
Corporate Management	-	274	-	-
Operations	1,350	260	-	165
	1,350	534	-	165
Infrastructure Investments				
Large Capital Projects	1,350	150	-	-
Small Capital Projects	-	110	-	165
Information Technology Projects	-	274	-	-
	1,350	534	-	165
Allocated to:				
Tangible Capital Assets	1,350	534	-	165
Infrastructure Contributions	-	-	-	-
Deferred Maintenance	-	-	-	-
Public Private Partnerships	-	-	-	-
	1,350	534	-	165

Lands

Corporate Management

The Directorate includes the Deputy Minister and Assistant Deputy Ministers of Planning and Coordination, and Operations. It guides the execution of instructions from the Minister, Cabinet and the Legislative Assembly. The Directorate provides leadership, management and strategic planning for the senior management team and the Department, including human and financial resources. The Directorate is accountable to, and provides strategic advice and support to the Minister.

Finance and Administration provides financial planning, financial management and administrative advice and services to headquarters and regional offices including: internal financial controls and processes, oversight and internal audit of procurements, contracts and contribution agreements; budget development; Financial Management Board submissions; expenditure and revenue monitoring; financial analysis, including compliance with legislation, regulations and policies; financial and human resource reporting; and audits.

Liabilities and Financial Assurances Division oversees the management of securities against reclamation obligations of operators for resource development on public land on behalf of the GNWT, ensures a collaborative and coordinated approach among departments and central agencies, and leads policy development efforts related to liabilities and securities.

	(thousands of dollars)			
	2016-2017 Capital Estimates	2015-2016 Revised Estimates	2015-2016 Capital Estimates	2014-2015 Actuals
Infrastructure Investments				
Large Capital Projects	-	-	-	-
Small Capital Projects	-	-	-	-
Information Technology Projects	-	274	-	-
	-	274	-	-
Allocated to:				
Tangible Capital Assets	-	274	-	-
Infrastructure Contributions	-	-	-	-
Deferred Maintenance	-	-	-	-
Public Private Partnerships	-	-	-	-
	-	274	-	-

Lands Operations

Operations provides leadership by managing the Lands Administration Units, and the Beaufort-Delta, Sahtu, Dehcho, South Slave and North Slave regional offices.

Lands Administration provides the overall leadership, management, expertise, and development of program policies and procedures for the units responsible for Commissioner's and Territorial land administration.

The Commissioner's Lands Administration Unit is responsible for the management of Commissioner's land under the Commissioner's Land Act and Regulations. Territorial Lands Administration is responsible for the management of territorial land under the Northwest Territories Lands Act and Regulations pertaining to surface rights. Responsibilities for both Commissioner's and Territorial land administration includes: maintaining land inventories, managing and administering leases and other dispositions of land, land valuation, quarry permits, securities, processing survey applications, contract administration, record keeping including maintaining the land database, revenue collection, and unauthorized use and occupancy processes. Commissioner's Lands Administration also provides mapping services for land within the Block Land Transfer.

The Land Use Administration Unit manage the land use permitting and land securities processes in the Mackenzie Valley and Inuvialuit Settlement Region (North Slave and Beaufort-Delta Offices), and lead compliance and enforcement of land use activities in accordance with applicable legislation, policies and procedures. The Beaufort-Delta office is also responsible for environmental screening of land use permit applications in the Inuvialuit Settlement Region under the Inuvialuit Final Agreement, and issuance of land use permits in that Region.

The Resource Management Unit in regional offices conduct inspections for land leases, land use permits and water licenses; investigate potential unauthorized uses of land or land development; conduct hazardous materials and spills inspections and abandoned waste site inspection; and issue trespass notices and development permit violations. The Diamond Resource Management Unit in the North Slave office is responsible for all inspection functions at diamond mines.

	(thousands of dollars)			
	2016-2017 Capital Estimates	2015-2016 Revised Estimates	2015-2016 Capital Estimates	2014-2015 Actuals
Infrastructure Investments				
Large Capital Projects	1,350	150	-	-
Small Capital Projects	-	110	-	165
Information Technology Projects	-	-	-	-
	1,350	260	-	165
Allocated to:				
Tangible Capital Assets	1,350	260	-	165
Infrastructure Contributions	-	-	-	-
Deferred Maintenance	-	-	-	-
Public Private Partnerships	-	-	-	-
	1,350	260	-	165

Lands

Operations

Project Listing (Information Item)

Project Name	Location	Classification	Type	Estimated Completion
Duck Lake Upgrades Upgrades to extend the useful life of the asset; envelope (insulation, energy efficient windows), foundation and interior upgrades	Inuvik	Regional	TCA	2016-17
4 Bay Garage Upgrades Upgrades to extend the useful life of the asset; overhead door, windows, roof drainage, exterior walls and roof, insulation, painting, replace oil tank, boiler, oil separator, lighting, electrical panel, electrical outlets, ceiling fans and bathroom	Fort Simpson	Regional	TCA	2016-17

Municipal and Community Affairs

The Department is responsible for the development and maintenance of community governments, responsive and responsible to the residents, with sufficient legal authority and resources to carry out community responsibilities, to provide their public programs and services essential to good community life and to deal effectively with other governments and organizations. The Department is also responsible for protecting the interests of consumers.

	(thousands of dollars)			
	2016-2017 Capital Estimates	2015-2016 Revised Estimates	2015-2016 Capital Estimates	2014-2015 Actuals
Activity				
Community Operations	-	1,760	-	2,612
Regional Operations	28,002	28,002	28,002	28,002
	28,002	29,762	28,002	30,614
Infrastructure Investments				
Large Capital Projects	28,002	29,762	28,002	30,614
Small Capital Projects	-	-	-	-
Information Technology Projects	-	-	-	-
	28,002	29,762	28,002	30,614
Allocated to:				
Tangible Capital Assets	-	-	-	-
Infrastructure Contributions	28,002	29,762	28,002	30,614
Deferred Maintenance	-	-	-	-
Public Private Partnerships	-	-	-	-
	28,002	29,762	28,002	30,614

Municipal and Community Affairs

Community Operations

Community Operations coordinates the project management for MACA's projects under the federal Building Canada Plan program. All projects are water treatment plant upgrades or replacement projects. These projects remained on MACA's capital project list prior to the New Deal and were prioritized for territorial allocation.

	(thousands of dollars)			
	2016-2017 Capital Estimates	2015-2016 Revised Estimates	2015-2016 Capital Estimates	2014-2015 Actuals
Infrastructure Investments				
Large Capital Projects	-	1,760	-	2,612
Small Capital Projects	-	-	-	-
Information Technology Projects	-	-	-	-
	-	1,760	-	2,612
Allocated to:				
Tangible Capital Assets	-	-	-	-
Infrastructure Contributions	-	1,760	-	2,612
Deferred Maintenance	-	-	-	-
Public Private Partnerships	-	-	-	-
	-	1,760	-	2,612

Municipal and Community Affairs

Regional Operations

Regional Operations administers funding to support community governments with the provision of community public infrastructure required to support community government programs and services.

Funding is allocated to 33 community governments according to the Community Public Infrastructure Funding Policy. Each community government approves an annual capital plan which outlines their use of the funding.

	(thousands of dollars)			
	2016-2017 Capital Estimates	2015-2016 Revised Estimates	2015-2016 Capital Estimates	2014-2015 Actuals
Infrastructure Investments				
Large Capital Projects	28,002	28,002	28,002	28,002
Small Capital Projects	-	-	-	-
Information Technology Projects	-	-	-	-
	28,002	28,002	28,002	28,002
Allocated to:				
Tangible Capital Assets	-	-	-	-
Infrastructure Contributions	28,002	28,002	28,002	28,002
Deferred Maintenance	-	-	-	-
Public Private Partnerships	-	-	-	-
	28,002	28,002	28,002	28,002

Municipal and Community Affairs

Regional Operations

Project Listing

(Information Item)

Project Name	Location	Classification	Type	Estimated Completion
Formula Funding				
Community Government Share of Capital Formula Funding				
	Aklavik	Community	IC	On-going
	Behchokò	Community	IC	On-going
	Colville Lake	Community	IC	On-going
	Déline	Community	IC	On-going
	Dettah/Ndilo	Community	IC	On-going
	Enterprise	Community	IC	On-going
	Fort Good Hope	Community	IC	On-going
	Fort Liard	Community	IC	On-going
	Fort McPherson	Community	IC	On-going
	Fort Providence	Community	IC	On-going
	Fort Resolution	Community	IC	On-going
	Fort Simpson	Community	IC	On-going
	Fort Smith	Community	IC	On-going
	Gamètì	Community	IC	On-going
	Hay River	Community	IC	On-going
	Hay River Reserve	Community	IC	On-going
	Inuvik	Community	IC	On-going
	Jean Marie River	Community	IC	On-going
	Kakisa	Community	IC	On-going
	Łutselk'e	Community	IC	On-going
	Nahanni Butte	Community	IC	On-going
	Norman Wells	Community	IC	On-going
	Paulatuk	Community	IC	On-going
	Sachs Harbour	Community	IC	On-going
	Trout Lake	Community	IC	On-going
	Tsiigehtchic	Community	IC	On-going
	Tuktoyaktuk	Community	IC	On-going
	Tulita	Community	IC	On-going
	Ulukhaktok	Community	IC	On-going
	Wekweètì	Community	IC	On-going
	Whatì	Community	IC	On-going
	Wrigley	Community	IC	On-going
	Yellowknife	Community	IC	On-going

NWT Housing Corporation

The Northwest Territories Housing Corporation (NWTHC) works in partnership with residents, where appropriate and necessary, to ensure access to affordable, adequate and suitable housing. The NWTHC constructs and acquires new housing to support the delivery of rental and homeownership programs and renovates existing housing to enhance the long term sustainability and energy efficiency of the housing stock. The NWTHC is responsible for improving the quality of private residential housing through the provision of housing programs and services while encouraging personal responsibility and accountability for housing.

	(thousands of dollars)			
	2016-2017 Capital Estimates	2015-2016 Revised Estimates	2015-2016 Capital Estimates	2014-2015 Actuals
Activity				
Finance and Infrastructure Services	22,187	36,422	35,850	26,139
	22,187	36,422	35,850	26,139
Infrastructure Investments				
Large Capital Projects	22,187	36,422	35,850	26,139
Small Capital Projects	-	-	-	-
Information Technology Projects	-	-	-	-
	22,187	36,422	35,850	26,139
Allocated to:				
Tangible Capital Assets	22,187	36,422	35,850	26,139
Infrastructure Contributions	-	-	-	-
Deferred Maintenance	-	-	-	-
Public Private Partnerships	-	-	-	-
	22,187	36,422	35,850	26,139

This summary reflects the 2016-2017 planned expenditures of the NWT Housing Corporation for the Infrastructure Acquisition Plan. The financing of these expenditures includes funding from the Canada Mortgage and Housing Corporation and various other sources. Contribution funding is provided by the GNWT through the NWTHC's sponsoring department: the Department of Finance in the annual Main Estimates. This information is intended for review purposes only.

NWT Housing Corporation

Finance and Infrastructure Services

Finance and Infrastructure Services (F&IS) is responsible for overall planning of capital infrastructure projects including development, design and procurement, and delivery of capital infrastructure projects in support of the NWTHC's rental and homeownership programs. This includes the administration and acquisition of suitable land and the security of NWTHC assets and mortgage interests. F&IS also leads efforts in maintenance management activities of the rental housing portfolio in order to ensure its long term sustainability and is the NWTHC's lead on issues related to energy efficiency and new housing technologies.

	(thousands of dollars)			
	2016-2017 Capital Estimates	2015-2016 Revised Estimates	2015-2016 Capital Estimates	2014-2015 Actuals
Infrastructure Investments				
Large Capital Projects	22,187	36,422	35,850	26,139
Small Capital Projects	-	-	-	-
Information Technology Projects	-	-	-	-
	22,187	36,422	35,850	26,139
Allocated to:				
Tangible Capital Assets	22,187	36,422	35,850	26,139
Infrastructure Contributions	-	-	-	-
Deferred Maintenance	-	-	-	-
Public Private Partnerships	-	-	-	-
	22,187	36,422	35,850	26,139

NWT Housing Corporation

Finance and Infrastructure Services

Project Listing (Information Item)

Project Name	Location	Classification	Type	Estimated Completion
NWTHC Housing Project Public Housing (PH), 1 unit, major retrofit	Aklavik	Community	HC	2016-17
NWTHC Housing Project Affordable Housing (AH), 2 units, material and labour	Aklavik	Community	HC	2016-17
NWTHC Housing Project AH, 2 units, materials and labour	Behchokò	Community	HC	2016-17
NWTHC Housing Project PH, 16 units, major retrofit	Behchokò	Community	HC	2016-17
NWTHC Housing Project PH, 8 units, major retrofit, materials	Déline	Community	HC	2016-17
NWTHC Housing Project PH replacement, 4 units, materials and labour	Déline	Community	HC	2016-17
NWTHC Housing Project PH, 6 units, major retrofit	Dettah/Ndilo	Community	HC	2016-17
NWTHC Housing Project PH, 4 units, major retrofit	Fort Good Hope	Community	HC	2016-17
NWTHC Housing Project AH, 2 units, materials and labour	Fort Good Hope	Community	HC	2016-17
NWTHC Housing Project PH replacement, 2 units, materials and labour	Fort Good Hope	Community	HC	2016-17
NWTHC Housing Project AH, 2 units, materials and labour	Fort Liard	Community	HC	2016-17
NWTHC Housing Project AH, 2 units, materials and labour	Fort McPherson	Community	HC	2016-17
NWTHC Housing Project PH, 4 units, major retrofit	Fort McPherson	Community	HC	2016-17
NWTHC Housing Project PH replacement, 4 units, materials and labour	Fort McPherson	Community	HC	2016-17

NWT Housing Corporation

Finance and Infrastructure Services

Project Listing (Information Item)

Project Name	Location	Classification	Type	Estimated Completion
NWTHC Housing Project PH, 5 units, major retrofit	Fort Providence	Community	HC	2016-17
NWTHC Housing Project AH, 2 units, materials and labour	Fort Providence	Community	HC	2016-17
NWTHC Housing Project PH replacement, 2 units, materials and labour	Fort Providence	Community	HC	2016-17
NWTHC Housing Project PH, 4 units, major retrofit	Fort Resolution	Community	HC	2016-17
NWTHC Housing Project PH replacement, 2 units, materials and labour	Fort Resolution	Community	HC	2016-17
NWTHC Housing Project AH, 2 units, materials and labour	Fort Simpson	Community	HC	2016-17
NWTHC Housing Project PH, 1 units, major retrofit	Fort Simpson	Community	HC	2016-17
NWTHC Housing Project PH, 3 units, major retrofit	Fort Smith	Community	HC	2016-17
NWTHC Housing Project PH replacement, 2 units, materials and labour	Fort Smith	Community	HC	2016-17
NWTHC Housing Project PH, 4 units, demolition	Hay River	Community	HC	2016-17
NWTHC Housing Project PH, 9 units, major retrofit	Hay River	Community	HC	2016-17
NWTHC Housing Project PH, 10 units, major retrofit	Hay River Reserve	Community	HC	2016-17
NWTHC Housing Project PH, 5 units, major retrofit	Inuvik	Community	HC	2016-17
NWTHC Housing Project PH replacement, 2 units, materials and labour	Inuvik	Community	HC	2016-17

NWT Housing Corporation

Finance and Infrastructure Services

Project Listing (Information Item)

Project Name	Location	Classification	Type	Estimated Completion
NWTHC Housing Project Aurora college family housing units, demolition	Inuvik	Community	HC	2016-17
NWTHC Housing Project AH, 2 units, materials and labour	Łutselk'e	Community	HC	2016-17
NWTHC Housing Project PH, 2 units, major retrofit	Norman Wells	Community	HC	2016-17
NWTHC Housing Project AH, 8 units, materials and labour	Norman Wells	Community	HC	2016-17
NWTHC Housing Project PH, 2 units, major retrofit	Paulatuk	Community	HC	2016-17
NWTHC Housing Project PH replacement, 2 units, materials and labour	Sachs Harbour	Community	HC	2016-17
NWTHC Housing Project PH, 1 unit, major retrofit	Tuktoyaktuk	Community	HC	2016-17
NWTHC Housing Project AH, 4 units, materials and labour	Tuktoyaktuk	Community	HC	2016-17
NWTHC Housing Project AH, 2 units, materials and labour	Tulita	Community	HC	2016-17
NWTHC Housing Project PH, 5 units, major retrofit	Tulita	Community	HC	2016-17
NWTHC Housing Project PH replacement, 2 units, materials and labour	Ulukhaktok	Community	HC	2016-17
NWTHC Housing Project Computer hardware upgrades	Various	Territorial	HC	2016-17
NWTHC Housing Project Vehicle replacement	Various	Community	HC	2016-17
NWTHC Housing Project AH, 2 units, materials and labour	Wekweètì	Community	HC	2016-17

NWT Housing Corporation

Finance and Infrastructure Services

Project Listing (Information Item)

Project Name	Location	Classification	Type	Estimated Completion
NWTHC Housing Project AH, 2 units, materials and labour	Wrigley	Community	HC	2016-17
NWTHC Housing Project Non-residential Building, 1 unit, major retrofit	Yellowknife	Community	HC	2016-17
NWTHC Housing Project PH housing replacement reserve	Yellowknife	Community	HC	2016-17
NWTHC Housing Project PH, 7 units, major retrofit	Yellowknife	Community	HC	2016-17

Public Works and Services

The Department of Public Works and Services is an essential partner in the achievement of government goals through the provision of high quality services, expert support and innovative leadership in several areas: Asset Management, Procurement, Information Management, Information Technology, and Energy policy and planning, conservation, alternative energy solutions and community fuel services.

	(thousands of dollars)			
	2016-2017 Capital Estimates	2015-2016 Revised Estimates	2015-2016 Capital Estimates	2014-2015 Actuals
Activity				
Asset Management	14,792	19,807	11,915	17,595
Energy	295	479	300	1,133
Technology Service Centre	1,890	3,724	2,310	1,355
	16,977	24,010	14,525	20,083
Infrastructure Investments				
Large Capital Projects	14,392	19,030	11,358	17,479
Small Capital Projects	1,095	1,865	1,257	1,249
Information Technology Projects	1,490	3,115	1,910	1,355
	16,977	24,010	14,525	20,083
Allocated to:				
Tangible Capital Assets	16,977	21,530	12,525	18,659
Infrastructure Contributions	-	-	-	-
Deferred Maintenance	-	2,480	2,000	1,424
Public Private Partnerships	-	-	-	-
	16,977	24,010	14,525	20,083

Public Works and Services

Asset Management

The Asset Management activity includes the planning, design, construction, operation and maintenance of buildings and works throughout the Northwest Territories on behalf of the GNWT.

Asset Management coordinates the government's capital planning process, the planning, acquisition and management of general-purpose leased and owned office space, and manages the disposal of surplus GNWT real property assets.

Asset Management manages and coordinates energy investments in existing building infrastructure through the department's Capital Asset Retrofit Fund Program and the GNWT's Energy Priorities Investment Program.

The Risk Management and Safety Program encompasses Deferred Maintenance and is focused on assessing the condition of GNWT building infrastructure, and identifying and undertaking remedial work to ensure that buildings continue to be safe for occupancy, ensuring that critical deferred maintenance items are addressed to maximize the useful life of these assets.

	(thousands of dollars)			
	Capital Estimates	Revised Estimates	Capital Estimates	2014-2015 Actuals
Infrastructure Investments				
Large Capital Projects	14,392	18,851	11,358	16,802
Small Capital Projects	400	956	557	793
Information Technology Projects	-	-	-	-
	14,792	19,807	11,915	17,595
Allocated to:				
Tangible Capital Assets	14,792	17,327	9,915	16,171
Infrastructure Contributions	-	-	-	-
Deferred Maintenance	-	2,480	2,000	1,424
Public Private Partnerships	-	-	-	-
	14,792	19,807	11,915	17,595

Public Works and Services

Asset Management

Project Listing

(Information Item)

Project Name	Location	Classification	Type	Estimated Completion
Shop Replacement Prototypical design, approx. 520m ² , three shop spaces, receiving area, maintenance office, support spaces	Fort Simpson	Regional	TCA	2016-17
Shop Replacement Variation based on prototypical design of approx. 520m ² , three shop spaces, goods receiving area, maintenance office, support spaces	Inuvik	Regional	TCA	2017-18
Shop Replacement Prototypical design, approx. 520 m ² , three shop spaces, goods receiving area, maintenance office, support spaces, wood pellet boiler	Norman Wells	Regional	TCA	2016-17
Capital Asset Retrofit Program Energy upgrades/retrofits - controls, building envelope, energy audits, etc	Various	Regional	TCA	On-going
Deferred Maintenance Lifecycle renewals	Various	Regional	TCA/DM	On-going
Stuart Hodgson Building - Upgrades Upgrades and adjustments to the buildings mechanical system, fire suppression, installation of energy efficient lighting. Relocate common areas such as a print/copier room, two meeting rooms	Yellowknife	Territorial	TCA	2016-17
YK Centre Improvements Improvements to accommodate Financial Shared Services & Human Resources staff	Yellowknife	Territorial	TCA	2016-17

Public Works and Services

Energy

Energy is a new activity within PWS that combines the fuel services functions of the former Petroleum Products Division (PPD) activity with energy conservation and efficiency programs; alternative energy solutions, energy policy and planning functions that were previously dispersed across the GNWT.

Fuel Services, previously known as PPD, manages the purchase, transport and storage of petroleum products in NWT communities not served by the private sector.

	(thousands of dollars)			
	2016-2017 Capital Estimates	2015-2016 Revised Estimates	2015-2016 Capital Estimates	2014-2015 Actuals
Infrastructure Investments				
Large Capital Projects	-	179	-	677
Small Capital Projects	295	300	300	456
Information Technology Projects	-	-	-	-
	295	479	300	1,133
Stuart Hodgson Building - Upgrades				
Tangible Capital Assets	295	479	300	1,133
Infrastructure Contributions	-	-	-	-
Deferred Maintenance	-	-	-	-
Public Private Partnerships	-	-	-	-
	295	479	300	1,133

Public Works and Services

Energy

Project Listing (Information Item)

Project Name	Location	Classification	Type	Estimated Completion
Bulk Fuel and Dispenser Meter Testing, Calibration and Certification Equipment Package Mobile equipment, to perform the required testing on a rotational basis, using a specially fitted 3/4 ton pickup truck, heavy duty suspension, a winch, cargo handling ramps and other specialized features	Various	Regional	TCA	2016-17
Tank Level Monitoring System OPW Sentinel I-Site tank level monitoring system fitted to five fuel storage tanks with electronic console on site at the tank farm with remote web based access	Fort Good Hope	Community	TCA	2016-17

Public Works and Services

Technology Service Centre

The Technology Service Centre (TSC) provides information technology (IT) services and support to GNWT departments and some Health Authorities. The TSC is responsible for the digital communications network (DCN) connecting the government offices, schools and healthcare facilities in all 33 communities. It also manages the GNWT data centres that are responsible for providing a secure and reliable environment for the IT infrastructure used in the delivery of critical government systems like PeopleSoft HR and the System for Accountability and Management (SAM). The data centres and DCN will also support infrastructure used in the delivery of the GNWT's new telephone system.

	(thousands of dollars)			
	2016-2017 Capital Estimates	2015-2016 Revised Estimates	2015-2016 Capital Estimates	2014-2015 Actuals
Infrastructure Investments				
Large Capital Projects	-	-	-	-
Small Capital Projects	400	609	400	-
Information Technology Projects	1,490	3,115	1,910	1,355
	1,890	3,724	2,310	1,355
Allocated to:				
Tangible Capital Assets	1,890	3,724	2,310	1,355
Infrastructure Contributions	-	-	-	-
Deferred Maintenance	-	-	-	-
Public Private Partnerships	-	-	-	-
	1,890	3,724	2,310	1,355

Public Works and Services

Technology Service Centre

Project Listing

(Information Item)

Project Name	Location	Classification	Type	Estimated Completion
GNWT Phone System Replacement The new phone system is comprised of base systems in the 2 Yellowknife data centres and smaller Gateway systems in the 5 regional data centres. Install the regional gateways for Norman Wells, Fort Simpson and Hay River	Various	Territorial	TCA	2016-17
Infrastructure Evergreening IT System to replace aging infrastructure to include servers, server enclosures, core routers and base storage system	Yellowknife	Territorial	TCA	On-going

This Page Intentionally Left Blank

Transportation

The mandate of the Department of Transportation is to plan, design, construct or reconstruct, acquire, operate and maintain public transportation infrastructure in the NWT; including community airports, docks and the highway system; and to regulate and license individuals and vehicles operating in the territory.

The Department is responsible for a transportation system that consists of 2,200 kilometers of all-weather highway, 1,625 kilometers of publicly constructed winter roads, four ferry and ice crossings and 27 community aerodromes.

The Department of Transportation's mission is to provide for the safe, secure, accessible, and reliable movement of people and goods to serve the social and economic needs and aspirations of the people of the Northwest Territories.

	(thousands of dollars)			
	2016-2017 Capital Estimates	2015-2016 Revised Estimates	2015-2016 Capital Estimates	2014-2015 Actuals
Activity				
Airports	1,201	5,659	2,879	5,999
Highways	69,340	143,733	107,600	132,384
Marine	100	963	400	537
Road Licensing and Safety	1,250	1,416	1,050	622
	71,891	151,771	111,929	139,542
Infrastructure Investments				
Large Capital Projects	67,500	142,932	105,779	133,986
Small Capital Projects	3,141	7,666	5,300	5,169
Information Technology Projects	1,250	1,173	850	387
	71,891	151,771	111,929	139,542
Allocated to:				
Tangible Capital Assets	71,891	151,331	111,489	139,542
Infrastructure Contributions	-	-	-	-
Deferred Maintenance	-	440	440	-
Public Private Partnerships	-	-	-	-
	71,891	151,771	111,929	139,542

Transportation

Airports

The purpose of the Airports Activity is to provide and maintain airport facilities and services, advance economic development opportunities utilizing airport assets and to encourage and support the provision of regular, safe, cost-effective, and reliable air services. The department is responsible for the maintenance, operation, commercial development, rehabilitation, and upgrading of aerodromes.

Airports operates 27 aerodromes in the NWT: one gateway hub in Yellowknife; 2 regional hubs in Norman Wells and Inuvik; 3 regional aerodromes with paved runways, and 21 community aerodromes with gravel runways.

	(thousands of dollars)			
	2016-2017 Capital Estimates	2015-2016 Revised Estimates	2015-2016 Capital Estimates	2014-2015 Actuals
Infrastructure Investments				
Large Capital Projects	-	2,268	779	4,211
Small Capital Projects	1,201	3,391	2,100	1,788
Information Technology Projects	-	-	-	-
	1,201	5,659	2,879	5,999
Allocated to:				
Tangible Capital Assets	1,201	5,519	2,739	5,999
Infrastructure Contributions	-	-	-	-
Deferred Maintenance	-	140	140	-
Public Private Partnerships	-	-	-	-
	1,201	5,659	2,879	5,999

Transportation

Airports

Project Listing (Information Item)

Project Name	Location	Classification	Type	Estimated Completion
Parking Garage Upgrade 140m ² Airport Parking Garage Rehab - midlife upgrade - overhead doors, furnace, fixtures, flooring, paint and roof replacement	Aklavik	Community	TCA	2016-17
Air Terminal Building Rehabilitation 130 m ² Air Terminal Building Rehab - midlife upgrade - 20-30 m ² expansion and mechanical upgrade	Déline	Community	TCA	2016-17
Loader, Airports New loader	Fort Simpson	Regional	TCA	2016-17
Runway Drainage Improvements Replace and extend underground drainage system adjacent and parallel to both sides of the runway	Hay River	Regional	TCA	2016-17
Runway Stabilization EK-35 liquid application applied to the runway and blended during replacement of the top surface to extend runway life, reduce frequency of re-surfacing and reduce hazards for aircraft during take-off and landing	Various	Regional	TCA	2016-17
Sweeper, Airports New sweeper	Yellowknife	Territorial	TCA	2016-17

Transportation

Highways

The purpose of the Highways Activity is to provide highway infrastructure and services to support the provision of safe, reliable, and cost-effective inter-community travel and road transportation services. The department is responsible for operating, maintaining, rehabilitating, and upgrading public highway infrastructure in the NWT.

The NWT highway system consists of approximately 2,200 kilometers of all-weather road and 1,625 kilometers of publicly constructed winter road. It includes 100 bridges, 234 large diameter culverts, and well over 3,000 small culverts. Supporting infrastructure such as mobile equipment, highway maintenance camps and salt storage sheds helps to maintain the system.

	(thousands of dollars)			
	2016-2017 Capital Estimates	2015-2016 Revised Estimates	2015-2016 Capital Estimates	2014-2015 Actuals
Infrastructure Investments				
Large Capital Projects	67,500	140,664	105,000	129,775
Small Capital Projects	1,840	3,009	2,600	2,609
Information Technology Projects	-	60	-	-
	69,340	143,733	107,600	132,384
Allocated to:				
Tangible Capital Assets	69,340	143,733	107,600	132,384
Infrastructure Contributions	-	-	-	-
Deferred Maintenance	-	-	-	-
Public Private Partnerships	-	-	-	-
	69,340	143,733	107,600	132,384

Transportation

Highways

Project Listing (Information Item)

Project Name	Location	Classification	Type	Estimated Completion
Sand Salt Storage Upgrades Upgrades of existing sand salt storage sheds	Fort McPherson	Regional	TCA	2016-17
Highways Mobile Equipment Grader 23-142, Loader 20-003, Excavator, Dump/Plow Truck 15-125 and Lowbed Trailer. Equipment to be located at various highway maintenance camps along the NWT Highway System	Various	Regional	TCA	2016-17
Highway Culverts, Bridges & Chipseal Overlay Project Rehabilitation and replacements of deteriorating bridges and large diameter culverts, and chipseal overlays	Various	Regional	TCA	On-going
Inuvik to Tuktoyaktuk All-weather Highway Construction of a 140 km all-weather highway	Various	Regional	TCA	2017-18
Hwy 1 Reconstruction - BCP Improvement of existing roads to accommodate an increase of commercial traffic due to natural resource development with seasonal load restrictions remaining in place	Various	Regional	TCA	On-going
Hwy 3 Reconstruction - BCP Improvement of existing roads to accommodate an increase of commercial traffic due to natural resource development with seasonal load restrictions remaining in place	Various	Regional	TCA	On-going
Hwy 4 Reconstruction - BCP Improvement of existing roads to accommodate an increase of commercial traffic due to natural resource development with seasonal load restrictions remaining in place	Various	Regional	TCA	On-going
Hwy 6 Reconstruction - BCP Improvement of existing roads to accommodate an increase of commercial traffic due to natural resource development with seasonal load restrictions remaining in place	Various	Regional	TCA	On-going
Hwy 7 Reconstruction - BCP Improvement of existing roads to accommodate an increase of commercial traffic due to natural resource development with seasonal load restrictions remaining in place	Various	Regional	TCA	On-going
Hwy 8 Reconstruction - BCP Improvement of existing roads to accommodate an increase of commercial traffic due to natural resource development with seasonal load restrictions remaining in place	Various	Regional	TCA	On-going

Transportation

Marine

The Department of Transportation provides safe, reliable, effective, and environmentally responsible ferry services at four river crossings where the all-weather highway intersects the waterways. The department is responsible for the maintenance, operation, and continual improvements of five vessels that operate under harsh conditions, and their support facilities.

	(thousands of dollars)			
	2016-2017 Capital Estimates	2015-2016 Revised Estimates	2015-2016 Capital Estimates	2014-2015 Actuals
Infrastructure Investments				
Large Capital Projects	-	-	-	-
Small Capital Projects	100	963	400	537
Information Technology Projects	-	-	-	-
	100	963	400	537
Allocated to:				
Tangible Capital Assets	100	663	100	537
Infrastructure Contributions	-	-	-	-
Deferred Maintenance	-	300	300	-
Public Private Partnerships	-	-	-	-
	100	963	400	537

Transportation

Marine

Project Listing (Information Item)

Project Name	Location	Classification	Type	Estimated Completion
Louis Cardinal Hull Upgrade Upgraded epoxy hull protection	Tsiigehtchic	Regional	TCA	2016-17

Transportation

Road Licensing and Safety

The Road Licensing and Safety Division ensures the protection of public safety and the environment in areas of private and commercial transportation. Commercial vehicle enforcement is undertaken at permanent weigh scales located near Enterprise on the Mackenzie Highway and near Inuvik on the Dempster Highway. The department operates a weigh in motion scale and tolling system near Fort Providence, a self-weigh scale near Fort Simpson and Hay River, and a mobile weigh scale and inspection unit used by enforcement officers on patrol throughout the territory. Commercial carrier inspections are carried out at pull outs across the territory.

	(thousands of dollars)			
	2016-2017 Capital Estimates	2015-2016 Revised Estimates	2015-2016 Capital Estimates	2014-2015 Actuals
Infrastructure Investments				
Large Capital Projects	-	-	-	-
Small Capital Projects	-	303	200	235
Information Technology Projects	1,250	1,113	850	387
	1,250	1,416	1,050	622
Allocated to:				
Tangible Capital Assets	1,250	1,416	1,050	622
Infrastructure Contributions	-	-	-	-
Deferred Maintenance	-	-	-	-
Public Private Partnerships	-	-	-	-
	1,250	1,416	1,050	622

Transportation

Road Licensing and Safety

Project Listing (Information Item)

Project Name	Location	Classification	Type	Estimated Completion
MVIS Online Services IT system to enhance the Motor Vehicle Information System in order to increase online services	Yellowknife	Territorial	TCA	2016-17
Environmental Management System IT system to track environmental permits and obligations to manage large capital projects effectively, reduce risk of litigation and protect the environment	Fort Liard	Territorial	TCA	2016-17

Appendix A
GLOSSARY

Activity	A subdivision of a Department
Classification	Community - A specific community utilizes; eg. a school or water treatment plant Regional - Limited primarily to a specific region; eg. a highway project Territorial - A territorial project; eg. park infrastructure, Stanton Hospital or Information Technology projects
Deferred Maintenance (DM)	Is a dedicated allocation of funds to the maintenance of Government owned assets. Historically, maintenance has competed for funding with other projects and was often deferred
Department	Organizational entity established by Cabinet to deliver programs and services within a specified mandate
Infrastructure Contribution (IC)	A contribution made to a third party by the GNWT to purchase, construct or develop a Tangible Capital Asset, where the risks and rewards incident to ownership are retained by the third party
Large Capital Asset	A Tangible Capital Asset with a total project cost of at least \$400,000.
Location	Community where the asset is located Various if not located in or near a specific community; eg. a highway project
Public Private Partnerships (P3)	A business venture which is funded and operated through a partnership of government and one or more private sector companies.
Revised Estimates	Includes the Capital Estimates and Supplementary Appropriations (Infrastructure), No. 1 and 2
Small Capital Asset	A Tangible Capital Asset with a total project cost of \$50,000 or greater, but not exceeding \$400,000
Tangible Capital Asset (TCA)	<p>A non-financial asset having physical substance that is acquired, constructed, developed and:</p> <ul style="list-style-type: none">• is held for use in the production or supply of goods, delivery of services or program outputs;• has a useful life extending beyond one fiscal year and is intended to be used on a continuing basis;• is intended to be used on a continuing basis;• is not intended for resale in the ordinary course of operations; and• cost is equal to, or greater than, \$50,000 <p>Examples of major categories of tangible capital assets are:</p> <ul style="list-style-type: none">• Land (other than land acquired at no cost to the government)• Roads, Bridges, Ferries• Airstrips and Aprons• Buildings• Water and Sewer Works• Mainframe and software systems• Leasehold Improvements• Mobile and Heavy Equipment• Major Medical Equipment, and• Other Major Equipment

Appendix B

Capital Planning Process

The Capital Planning Process is a committee-based process that has several groups continuously reviewing and monitoring each step of the process to ensure that there is the proper amount of review and oversight to maintain process integrity.

The Capital Planning Process is built on the following cornerstones:

- Establishment of clear roles and responsibilities
- Accurate and timely project planning
- Justification of capital projects through the capital planning process, and
- Controlling project cost and risk.

This process allows one Government capital investment target and all departmental projects compete for funds within the target. Projects are prioritized on a government-wide basis according to a specific ranking criteria.

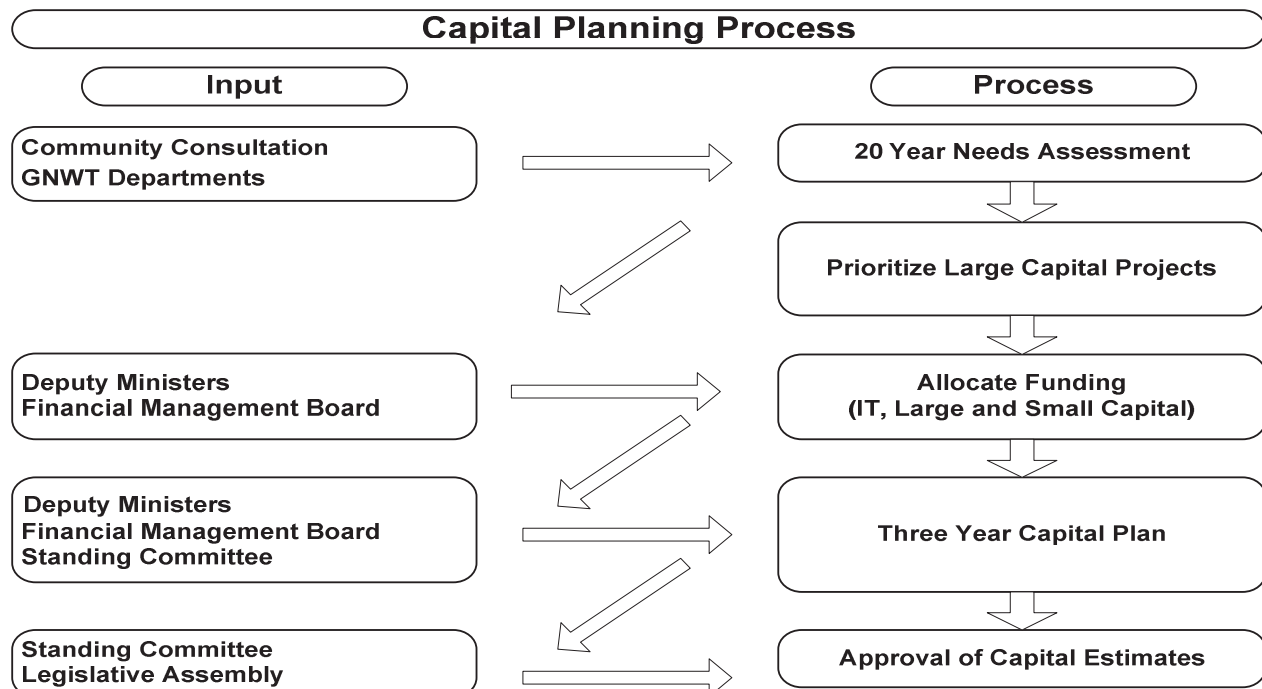
The primary criteria for ranking capital projects are as follows:

1. Protection of People;
2. Protection of Assets;
3. Protection of Environment;
4. Financial Investment; and,
5. Program Needs or Requirement.

Secondary criteria are used to further assess the urgency of projects, within each of the primary criteria. The secondary criteria are as follows:

1. Direct Impact Scale – how many impacted?
2. Severity of Impact – what is the impact?
4. Urgency – how soon is it needed?
3. Mitigation – what else can be done?

The capital planning process can be summarized from the following process chart:



Northwest Territories

