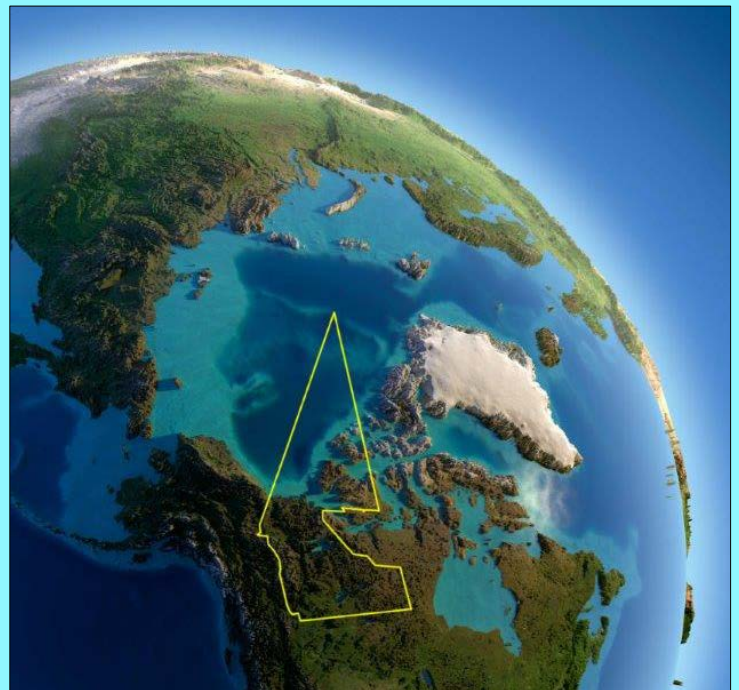


2013/2014

Grants and Contributions

Results Report

November 4, 2014



To request this document in French please call the
Department of Industry, Tourism and Investment
at (867) 920-8696

Si vous souhaitez obtenir le présent document en français, communiquez avec le
ministère de l'Industrie, du Tourisme et de l'Investissement
en composant le 867-920-8696.

TABLE OF CONTENTS

Minister's Message.....	1
Executive Summary	2
Preface	2
Summary of Results.....	2
Major Grants and Contributions	3
New Economic Environment.....	4
Regional Results.....	5
Sector Distribution.....	6
Grants and Contributions by Community Level.....	6
Community Detail.....	7
Program Detail	8
Highlights for 2013/2014	9
Investment and Economic Analysis.....	10
Community Transfer Initiatives.....	10
Community Futures.....	12
Support for Entrepreneurs and Economic Development.....	13
Traditional Economy.....	16
Commercial Fishery Assistance Industry Support.....	16
Community Harvesters Assistance Program.....	18
Genuine Mackenzie Valley Fur Program	20
Hunters and Trappers Disaster Compensation	23
Local Wildlife Committees.....	25
Northern Foods Program	27
Take a Kid Trapping/Harvesting.....	29
Western Harvesters Assistance Program	32
Energy Planning – Energy Initiatives.....	33
Tourism and Parks	35
Community Tourism Infrastructure Contribution.....	35
Sport Hunt Outfitter Marketing Support.....	37
Tourism Industry Destination Marketing Organization	39
Tourism Product Diversification and Marketing.....	43
Tourism Training Fund.....	46
Mackenzie Valley Petroleum Planning Office.....	48
Aboriginal Capacity Building	48
Other Petroleum-Related Initiatives	52
Support to the Aboriginal Pipeline Group.....	53
Industrial Initiatives – Diavik Community Advisory Board.....	55
Appendix A – SEED Policy Summary Report by Region.....	56

MINISTER'S MESSAGE

Talented residents and hardworking groups and businesses are what make the Northwest Territories (NWT) an incredible place to work and live. The Department of Industry, Tourism and Investment (ITI) is dedicated to investing in our residents and businesses to build and diversify businesses and support entrepreneurs to help create a strong and diverse territory.

Through our grants and contributions, support is available in all communities and all regions of the territory to both new and well-established businesses. For the 2013/2014 year, I am happy to share that ITI provided more than \$20 million in grants and contributions across the territory.



Funding is available to a wide range of clients and agencies, including individuals, businesses, Aboriginal organizations and communities. This past year, contributions were provided to a variety of sectors, including arts and crafts, film, traditional economy, agriculture and tourism, as well as to support Aboriginal capacity building in anticipation of resource development.

This funding will help to create new business opportunities, grow our economy and promote this stunning territory we have made our home. There is immense potential within our 33 communities. Moving forward, let's work together to unlock that potential and see the NWT thrive.

David Ramsay
Minister of Industry, Tourism and Investment

INDUSTRY, TOURISM AND INVESTMENT GRANTS AND CONTRIBUTIONS PROGRAMS RESULTS REPORT 2013/2014

EXECUTIVE SUMMARY

PREFACE

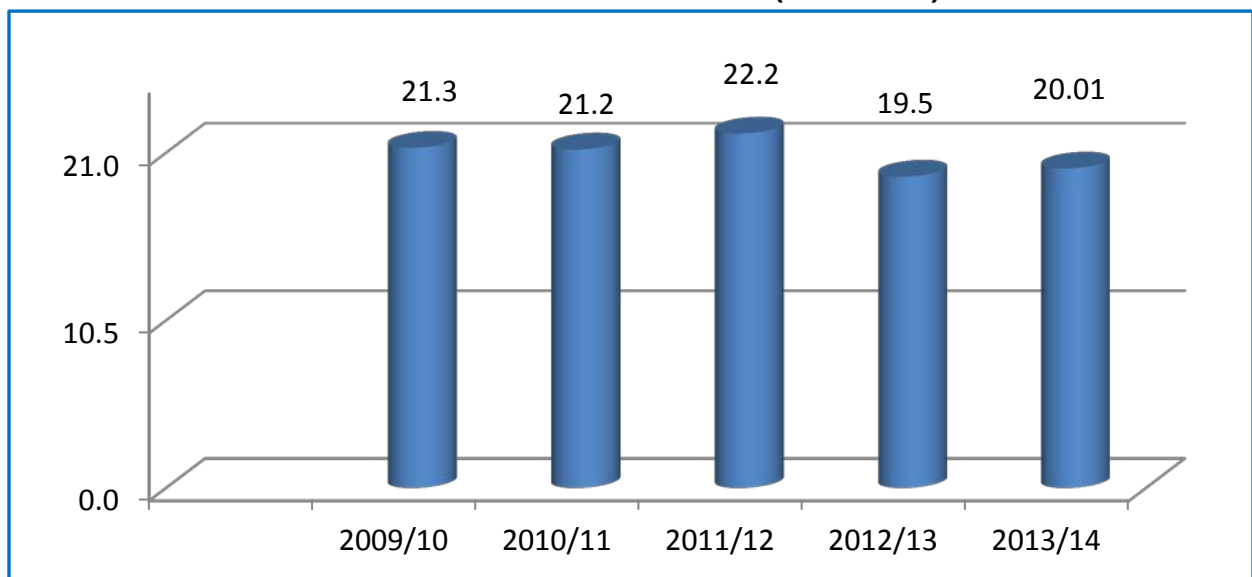
The Mission Statement of the Department of Industry, Tourism and Investment ('ITI' or 'the Department') states: "In partnership with others, ITI will provide quality programs and services to promote and support Northwest Territories (NWT) economic prosperity and community self-reliance."

To this end, the Department offers financial grants and contributions to a wide range of clients and agencies in a variety of sectors. This Report provides a summary of grants and contributions provided throughout the 2013/2014 fiscal year.

SUMMARY OF RESULTS

Over the 2013/2014 fiscal year, ITI provided more than \$20.01 million in grants and contributions to approximately 1,500 individuals, entrepreneurs, groups and businesses across the NWT. Contribution assistance over the 2013/2014 period increased by approximately half a million dollars compared to the previous fiscal year.

Chart 1: Grants and Contributions over Five Years (\$ millions)



MAJOR GRANTS AND CONTRIBUTIONS

ITI provided \$8.32 million in funding to three major NWT-wide organizations that have a significant impact on the economic well-being of NWT residents and businesses. These are: the NWT Business Development and Investment Corporation (BDIC), NWT Tourism (NWTT) and NWT Energy Corporation (NTEC); see Table 1 below.

Table 1: Contributions by Client exceeding \$1,000,000 (\$8,320,000 total)

	Client	Total Contribution
1	BDIC	\$3,724,000
2	NWTT	\$3,336,000
3	NTEC	\$1,260,000

Other major contributions were allocated to the Community Futures Development Corporations, various community investment initiatives, funding for community economic development events, and regional economic development projects. Contributions over \$100,000 are listed in Table 2 below; 20 community or regional governments, organizations or businesses received more than \$3.72 million in grants and contributions funding.

Table 2: Contributions by Client exceeding \$100,000 (\$3,720,233)

	Client	Total Contribution
1	Akaitcho Business Development	\$263,920
2	Deh Cho Business Development Center	\$301,630
3	Deline First Nation	\$173,529
4	Deninu K'ue First Nations	\$143,575
5	Gwich'in Tribal Council	\$137,124
6	Grey Goose Lodge Ltd.	\$170,000
7	Gwichya Gwich'in Ban	\$148,799
8	Hamlet of Tuktoyaktuk	\$114,049
9	K'asho Got'ine Charter Community	\$162,796
10	Lutsel K'e Dene First Nation	\$145,796
11	Northern Frontier Visitors Association	\$152,368
12	NWT Fishermen's Federation	\$119,698
13	Pehdzeh Ki First Nation	\$142,915
14	Pekok, Sharon Lynn	\$165,474
15	Sahtu Business Development Centre	\$333,000
16	Territorial Farmers Association	\$178,201
17	Thebacha Business Development	\$204,552
18	Tlicho Government	\$322,627
19	Tulita Yamouri Community Secretariat	\$100,000
20	Western Arctic Business Development Services	\$240,180

NEW ECONOMIC ENVIRONMENT

The NWT economy is affected by many factors, from local community issues to global disasters; nothing remains constant from year to year. The various grants and contributions programs provided by ITI are essential, to keep pace with the changing economic times and economic demands. ITI's grants and contributions programs remain flexible to adapt to unpredictable economic changes and are reviewed regularly.

Oil and gas, mining exploration, and development projects continue to dominate the NWT economy. The rich resources provide the NWT with the economic base needed for growth. This sector represents over 28 percent of the NWT's economy. Many business sectors such as trade, construction and the service sector benefit directly and indirectly from resource development. These businesses also provide communities with needed northern employment and additional spin-off services and trade.

With four new mining projects expected to enter production over the next few years, the mineral sector will continue to play a significant role in the NWT economy. Additionally, with the Devolution transfer of authority over land, water and resources to the GNWT from the federal government on April 1, 2014, decisions regarding onshore development of resources in the NWT will now be made in the NWT. This change should also help improve the investment climate in the NWT.

High transportation costs and limited transportation infrastructure across the NWT's vast geographic area continue to drive up costs for all goods and services, particularly in small, isolated communities. The recent completion of the Dehcho Bridge, and the construction of the Inuvik/Tuktoyaktuk highway, may help alleviate some of those costs.

Agriculture has experienced continued growth and interest across the NWT over the last few years. Community gardens have sprouted in 30 of the 33 NWT communities. Additionally, the successes of a commercial egg barn in Hay River in recent years means that NWT eggs can now be purchased in several communities across the NWT. With the continuation of the Growing Forward Two Program, these gardens are already becoming a new source for economic diversification and import replacement.

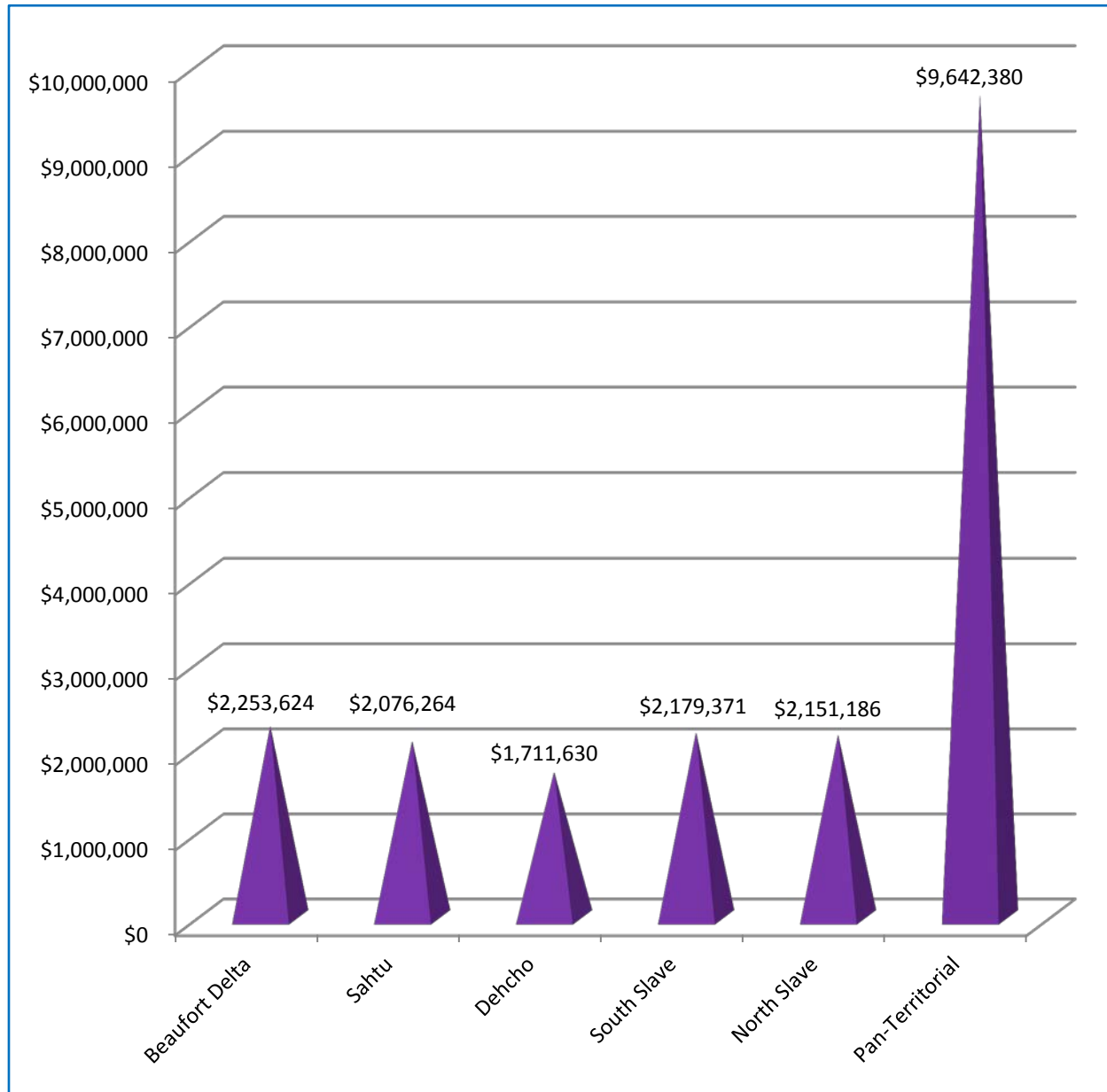
Tourism has and will continue to have an impact on the NWT's economy. Of all the economic sectors in the NWT, tourism has the potential to present the greatest economic impact throughout the territory. Continued investments by ITI in marketing programs, highlighting Aboriginal tourism and the Aurora Borealis, in addition to various programs focusing on tourism and parks infrastructure, skills development, and targeted research, will be critical in increasing the economic benefit that tourism will have on the NWT economy.

The development of the Economic Opportunities Strategy and the Mineral Development Strategy have identified further economic opportunities for NWT residents, businesses and communities, and will guide economic growth over the next decade. Developed with the help and input from major stakeholders, governments, businesses, industry, and non-government agencies, the implementation of these strategies will make the difference in the growth of the NWT economy.

REGIONAL RESULTS

Providing more than \$20.01 million in grants and contribution in the 2013/2014 fiscal year, Chart 2 shows the distribution of funding by Region. Forty eight percent of all grants and contributions funds were made to agencies operating throughout the NWT. This would include contributions made to NWT Tourism, BDIC and various energy agencies. Otherwise, the distribution of funds across the NWT was fairly evenly distributed to all regions.

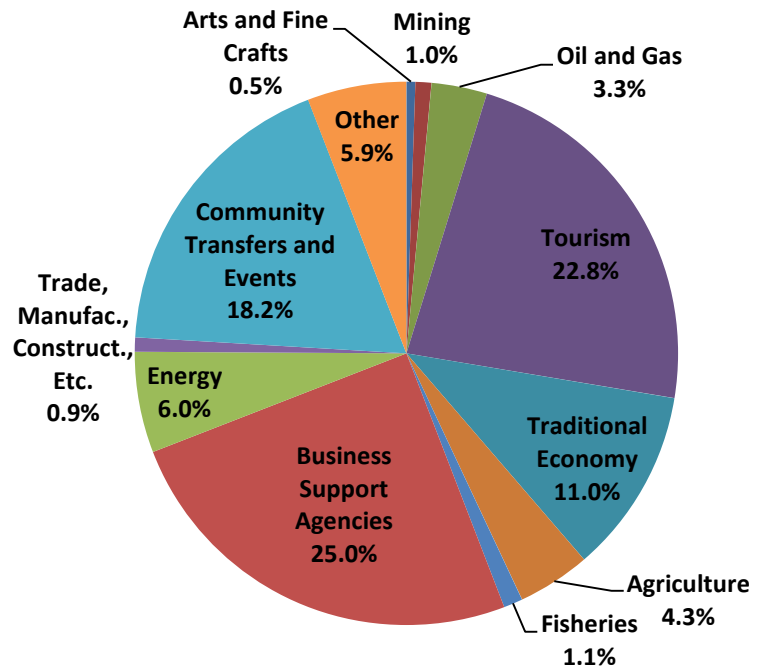
Chart 2: Grants and Contributions by Region 2013/2014



SECTOR DISTRIBUTION

More than one-third of the more than \$20.01 million contribution funding was allocated to public agencies that support business in the NWT. This includes funding for Community Futures Development Corporations, BDIC and Community Economic Development Officers. Two other major sectors receiving contribution funding in 2013/2014 included the Tourism sector at 22.8 percent and the Traditional Economy sector at 11 percent.

Chart 3:
Grants and Contributions
by Sector 2013/2014

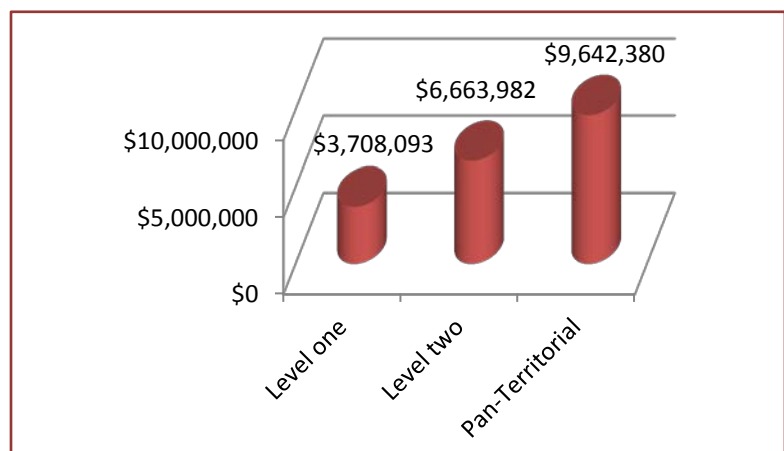


Source: ITI Grants and Contributions Financial Report

GRANTS AND CONTRIBUTIONS BY COMMUNITY LEVEL

Grants and Contributions are categorized into three distinct groups: Level One, Level Two or Pan-Territorial. Level One communities are Yellowknife, Hay River, Fort Smith, or Inuvik. All other NWT communities are categorized as Level Two. Projects are considered Pan-Territorial if they serve all or a number of communities across the NWT. A total of \$20,014,455 was provided for projects and programs for the 2013/2014 fiscal year.

Chart 4:
Grants and Contributions
by Community Level



COMMUNITY DETAIL

ITI's grants and contributions programs are available in all communities across the NWT. Contributions are allocated by community, region or as pan-territorial. Typically, the more populous the community, the more applications for funding ITI will receive. The Pan-Territorial listing of \$9,642,380 involves a number of communities in at least five projects.

Table 3: Community Listing of Grants and Contributions for 2013/2014

Community	Total Contribution
Aklavik	169,193
Behchoko	570,851
Colville Lake	158,226
Deline	533,719
Enterprise	20,703
Fort Good Hope	378,916
Fort Liard	118,439
Fort McPherson	224,640
Fort Providence	272,486
Fort Resolution	353,484
Fort Simpson	1,072,908
Fort Smith	602,627
Gameti	2,872
Hay River	802,311
Hay River Reserve	51,580
Inuvik	931,715
Jean Marie River	107,332
Kakisa	67,750
Lutsel K'e	156,240
Nahanni Butte	107,283
Norman Wells	610,707
Pan-Territorial	9,642,380
Paulatuk	52,110
Sachs Harbour	69,439
Trout Lake	124,345
Tsiigehtchic	260,177
Tuktoyaktuk	271,959
Tulita	384,622
Ulukhaktok	301,874
Wekweeti	2,159
Whati	31,755
Wrigley	188,209
Yellowknife*	1,371,444
TOTAL	\$20,014,455

* Includes communities of Dettah and N'dilo

PROGRAM DETAIL

ITI administered twenty-eight separate program funding opportunities in the 2013/2014 fiscal year. Grant and Contribution funding by major ITI activity and program for 2013/2014 were as follows:

Contribution Funding by Major ITI Activity for 2013/2014	
Investment and Economic Analysis	
Community Transfer Initiatives	1,380,413
Community Futures	985,980
Support for Entrepreneurs and Economic Development (SEED) Policy	3,865,363
Traditional Economy	
Commercial Fishery Assistance Industry Support	237,207
Community Harvesters Assistance Program	1,136,595
Local Wildlife Committees	122,400
Northern Foods Development Program	179,184
Take a Kid Trapping/Harvesting	464,615
Western Harvesters Assistance Program	133,800
Energy Planning	
Energy Initiatives	1,260,000
Tourism and Parks	
Community Tourism Infrastructure Program	95,000
Sport Hunt Outfitter Marketing Support Tourism 2015 - Includes:	211,678
Tourism Industry Destination Marketing Organization (NWT Core)	3,736,000
Tourism Product Diversification and Marketing Program	868,354
Tourism Training Fund	7,368
Mackenzie Valley Petroleum Planning Office	
Mackenzie Valley Development Contributions - Includes:	610,948
Aboriginal Capacity Building	
Other Petroleum-Related Initiatives	
Support to the Aboriginal Pipeline Group	
Industrial Initiatives	
Diavik Community Advisory Board	90,000
Other	
NWT Business Development and Investment Corporation (BDIC)	3,754,000
Great Northern Arts Festival	25,000
Investment and Economic Analysis Contributions Various	89,544
Northern Frontier Visitors Centre	111,000
NWT Chamber of Mines - Support of Mining Initiatives	110,000
Sahtu Readiness	20,000
Tourism Contributions Various	25,600
TOTAL CONTRIBUTIONS FUNDING	19,478,367
Grant Funding by Major ITI Activity for 2013/2014	
Traditional Economy	
Genuine Mackenzie Valley Fur Program	536,088
TOTAL GRANTS FUNDING	536,088
COMBINED CONTRIBUTIONS AND GRANTS FUNDING FOR 2013/2014	\$ 20,014,455

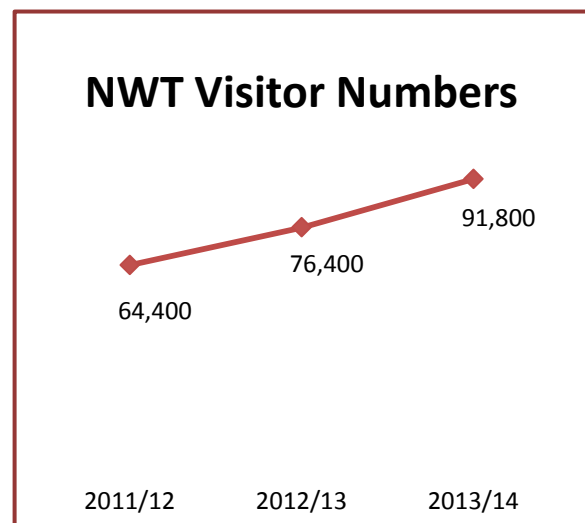
HIGHLIGHTS FOR 2013/2014

ITI provided \$20.01 million in grants and contributions assistance to residents, entrepreneurs, groups and businesses during the 2013/2014 fiscal year.

The NWT has continued to recover from the economic recession in 2008 and 2009 and a number of sectors of the NWT economy have shown resilience, especially the trade and mining sectors. The tourism industry has also returned to levels not seen since prior to the recession.

The 17th Legislative Assembly approved an increase in the marketing budget for the GNWT's destination marketing organization, NWT Tourism. This increase will provide additional marketing power to take advantage of growing interest in the NWT among travel markets.

Tourism and Parks continues to be a major economic driver across the NWT. The tourism sector specifically received \$4.9 million in contributions toward a number of initiatives. Support included funding for NWT Tourism and the Northern Frontier Visitors Centre, various infrastructure projects, and funding for tourism operators to diversify their products. The tourism sector is significant, contributing \$132 million to the NWT economy in 2013/2014. Overall, total visitor numbers increased by 20 percent in 2013/2014 over the year previous to 91,800 total visitors.



The agriculture sector has experienced tremendous growth over the last few years with the establishment of community gardens in 30 of our 33 communities, and the ongoing successes of the egg barn in Hay River that supplies eggs to stores in various NWT communities. Over \$285,000 was committed to the agricultural sector in 2013/2014.

In 2013/14, the traditional economy sector funded over 46 projects with approximately 1746 participants. This includes Take A Kid Trapping, Take A Kid Harvesting and Community Hunts.

Another highlight of ITI's 2013/2014 grants and contributions funding support includes the Support for Entrepreneurs and Economic Development (SEED) Policy, which continued to be a major participatory program for funding with total contributions of \$3,865,363 for the five program categories:

- Entrepreneur Support
- Sector Support
- Community Economic Development
- Micro Business
- Business Intelligence and Networking

Program Results Reporting

INVESTMENT AND ECONOMIC ANALYSIS COMMUNITY TRANSFER INITIATIVES

Purpose

To provide funding for NWT communities to obtain the services of an Economic Development Officer (EDO), who is responsible to that community, through the provision of salary and operations funding to individual communities.

Eligibility

All NWT communities are eligible to request the transfer of ITI EDO positions where those positions have not already been transferred to the community or other community.

Grant/Contribution

Contribution

Maximum Amount per Applicant

The maximum amount allocated per applicant varies by community depending on remoteness and whether the community is eligible for a half or full time position. The attached table provides a summary of transfers for the past three fiscal years.

Program Budget

\$1,582,000 for the 2013/2014 fiscal year

Program Manager

Investment and Economic Analysis Division

Policy Authority

Established under authority of Minister for Industry, Tourism and Investment

Application Process

Funding is through negotiated agreements.

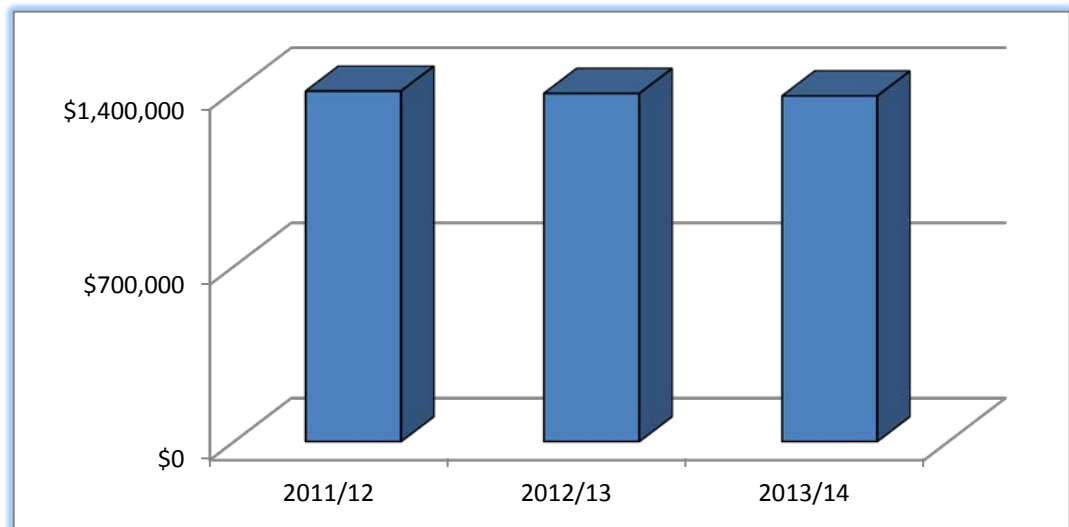
Results Reporting

Results of the Community Transfer Initiative are reported by ITI Regional offices. Reporting includes an annual operational plan, a quarterly activity report and a performance appraisal for the EDO.

For the 2013/2014 fiscal year, 13 communities in the NWT successfully participated in the Community Transfer Initiatives Program. Total funding contributed was \$1,380,413.

The breakdown by Community for Community Transfer Initiatives is listed below:

	Expenditures		
<i>Program Detail</i>	<i>2011/12</i>	<i>2012/13</i>	<i>2013/14</i>
Akaitcho Business Development Corp.	108,500	108,500	108,500
City of Yellowknife	50,000	50,000	50,000
Community of Fort Good Hope (K'asho Got'ine Charter Community)	119,750	119,750	120,000
Dehcho Business Development Centre	108,000	108,000	108,000
Deninu K'ue First Nation (Fort Resolution)	109,700	111,300	113,000
Hamlet of Déline	120,540	120,540	120,000
Hamlet of Fort Liard	48,250	-	6,500
Hamlet of Tuktoyaktuk	121,180	93,898	56,180
Hamlet of Tulita	120,370	120,370	100,000
Hamlet of Ulukhaktok	68,000	86,138	136,000
Tsiigehtchic Charter Community	59,500	59,500	59,500
Sahtu Business Development Corp.	120,000	120,000	120,000
Tłı́ch̄ô Government	292,620	292,620	282,733
Total	\$1,446,410	\$1,390,616	\$1,380,413



INVESTMENT AND ECONOMIC ANALYSIS

COMMUNITY FUTURES

Purpose

ITI supports Community Futures Development Corporations (CFDCs) through annual operational contributions delivered via the Community Futures Program (CFP).

Eligibility

All seven Community Futures organizations are eligible for funding.

Grant/Contribution

Contribution

Maximum Amount Available Per Applicant

N/A

Program Budget

\$1,272,000 for the 2013/2014 fiscal year

Program Manager

Investment and Economic Analysis Division

Policy Authority

Established under the authority of the Minister for Industry, Tourism and Investment

Application Process

Operations funding, via the CFP, is based on a Contribution Agreement model.

Results Reporting

The CFP is a community-based economic development initiative delivered in each region and community by CFDCs. There are currently seven active CFDCs across the NWT operating independently of government as non-profit organizations. A volunteer Board of Directors oversees the Program and is representative of the regions and communities that they serve. CFDCs operate in all 33 communities in the NWT.

Five of the seven CFDCs currently have a signed Contribution Agreement in place and receive operational contributions annually. In the 2013/2014 fiscal year, a total of \$985,980 in funding was allocated under the CFP to five of the seven CFDCs. Of the two non-funded CFDCs, one prefers to operate outside of the CFP requirements, while the other is undergoing an internal review and did not draw on the Program in 2013/2014. Funding is set aside should they wish to participate; both are active in their respective region. While CFDCs have the flexibility to set their own priorities; each offers a set of core services, including:

- Business loans/guarantees including term loans up to a maximum of \$200,000;
- Counselling and assistance for entrepreneurs beginning/expanding a business;
- Wage subsidies for those unemployed and want to start a new business; and
- Access to Canada Business NWT sites and business information services.

A separate and detailed report for the CFP is produced and tabled in the Legislative Assembly and posted on the ITI website.

INVESTMENT AND ECONOMIC ANALYSIS

SUPPORT FOR ENTREPRENEURS AND ECONOMIC DEVELOPMENT

Purpose

The Support for Entrepreneurs and Economic Development (SEED) Policy provides contributions toward starting out in business, improving capacity or skills, and helping small communities to expand their local economy.

Eligibility

All NWT businesses, business associations, band/community councils and individuals are eligible. Specific eligibilities are provided under the individual program elements of the Policy.

Grant/Contribution

Contribution

Maximum Amount Available Per Applicant

Up to \$25,000 to any one client in any fiscal year, depending on program category

Program Budget

Program funding was \$3,866,000 for the 2013/2014 fiscal year. This funding is inclusive of \$125,000 set aside for projects in the Arts and Crafts sector, \$100,000 set aside for projects in the film sector, and \$50,000 set aside for the Prospector Grubstake Program.

Program Manager

Investment and Economic Analysis Division

Policy Authority

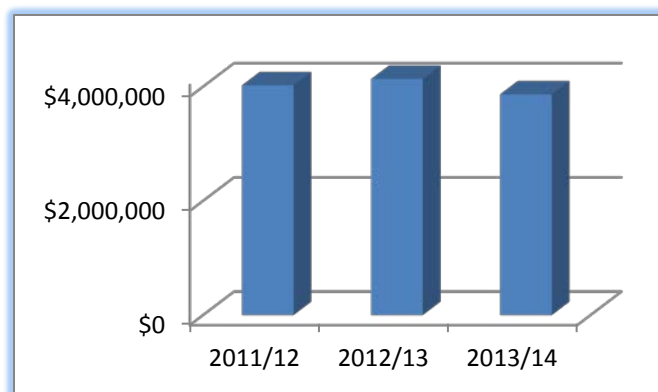
Established under the authority of the Minister for Industry, Tourism and Investment

Application Process

Application forms may be obtained from any local ITI office. A Contribution Agreement will be drawn up for a successful applicant. Specific terms and conditions vary according to the nature of the contribution and the project or activity being supported.

Results Reporting

In the 2013/2014 fiscal year, ITI provided \$3,865,363 in contributions to 457 individuals, businesses and organizations in the NWT; down slightly from \$4,131,250 in 2012/2013 and \$4,019,760 in 2011/2012.



By SEED Policy Program:

Contributions made under the SEED Policy fell under the five program categories:

- Entrepreneur Support
- Sector Support
- Community Economic Development
- Micro Business
- Business Intelligence and Networking

TABLE 1

Distribution of Funding by SEED Policy Program	Contributions (\$)	% Share
Business Intelligence and Networking	119,223	3.09%
Community Economic Development	1,609,570	41.64%
Entrepreneur Support	1,508,804	39.03%
Micro Business	477,911	12.36%
Sector Support	149,855	3.88%
Totals	\$ 3,865,363	100%

By Community Level:

Under the SEED Policy, communities are defined as either Level 1 or Level 2 communities, as follows:

SEED COMMUNITY LEVELS	
LEVEL 1	Fort Smith, Hay River, Inuvik, and Yellowknife
LEVEL 2	All Other Communities

- **Level 1:** The most developed communities in the NWT. These communities have well developed community business infrastructure and air/road transportation links.
- **Level 2:** Communities with less-developed business infrastructure and air/road transportation links.

TABLE 2

Distribution of Funding by Community Level	Contributions (\$)	% Share
Level 1	1,272,993	32.93%
Level 2	2,305,995	59.66%
Regional	8,333	0.22%
Pan-Territorial	278,042	7.19%
Totals	\$ 3,865,363	100%

See Appendix “A” for the full SEED Policy Report by Region and Client.

By Economic Sector:

Under the SEED Policy, contributions are categorized into different economic sectors. In 2013/2014, the economic sectors that received funding were as follows:

2012/2013 SEED Data by Economic Sector		
Activity Name	Amount	% Share
Accommodation, Food and Beverage	\$ 104,531	2.70%
Agriculture	52,455	1.36%
Arts and Crafts	286,020	7.40%
Business Services	541,642	14.01%
Conference	132,984	3.44%
Construction	51,774	1.34%
E-Commerce	11,760	0.30%
Education	-	0%
Energy	26,419	0.68%
Festival	133,983	3.47%
Film Production	132,418	3.43%
Finance	-	0%
Fine and Performing Arts	59,266	1.53%
Fisheries	18,200	0.47%
Forestry	38,755	1.00%
Manufacturing	27,867	0.72%
Mining and Mineral Exploration	10,000	0.26%
Oil and Gas	15,000	0.39%
Other Services	1,180,422	30.54%
Public Administration	310,043	8.02%
Retail	74,958	1.94%
Trade Show	51,500	1.33%
Traditional Harvesting	61,857	1.60%
Transportation	100,225	2.59%
Travel and Tourism	422,612	10.93%
Utilities	20,670	0.53%
Totals	\$ 3,865,363	100%

TRADITIONAL ECONOMY

COMMERCIAL FISHERY ASSISTANCE INDUSTRY SUPPORT

Purpose

To offset the high freight and production costs associated with operating commercial fisheries in the NWT.

Eligibility

Eligibility is restricted to commercial fishermen, holders of commercial fishing licences, and members of the NWT Fishermen's Federation (NWTFF).

Grant/Contribution

Contribution

Maximum Amount Available Per Applicant

Maximum amount available under this Program is:

1. Fish Harvesters Support Program - \$15,000
2. Commercial Fish Harvesters Support Program - \$15,000
3. Fish Harvesters Expansion Program - \$70,000
4. Fish Harvesters New Entrants Support Program - \$10,000
5. Core Funding - \$20,000 (Operations and Maintenance for the NWTFF)

Program Budget

\$225,000 for the 2013/2014 fiscal year

Program Manager

Investment and Economic Analysis Division and the South Slave Regional Superintendent

Policy Authority

Established under authority of Minister for Industry, Tourism and Investment

Application Process

Program delivery is managed by the NWTFF, through a Memorandum of Understanding with the Department of ITI. Commercial fishers apply to the NWTFF for funds.

Results Reporting – 2013/2014

Total contributions of \$237,207 were provided in 2013/2014 through five Program schedules:

(1) Fish Harvesters Support Program

- a) Previous year's fish production records of all fishers and a list detailing the amount each fisher will get under the Program is required.
- b) Program aimed at small producers.
- c) This Program allows NWT fishers to continue to fish and earn an income.

(2) Commercial Fish Harvesters Support Program

- a) Program aimed at larger producers.
- b) Amounts are based on previous year's fish production.
- c) This Program allows NWT fishers to continue to fish and earn an income.

(3) Fish Harvesters Expansion Program:

Funding aimed at assisting fishers to defray a portion of costs for capital investments in their operations and to establish fish processing capabilities.

(4) Fish Harvesters New Entrants Support Program:

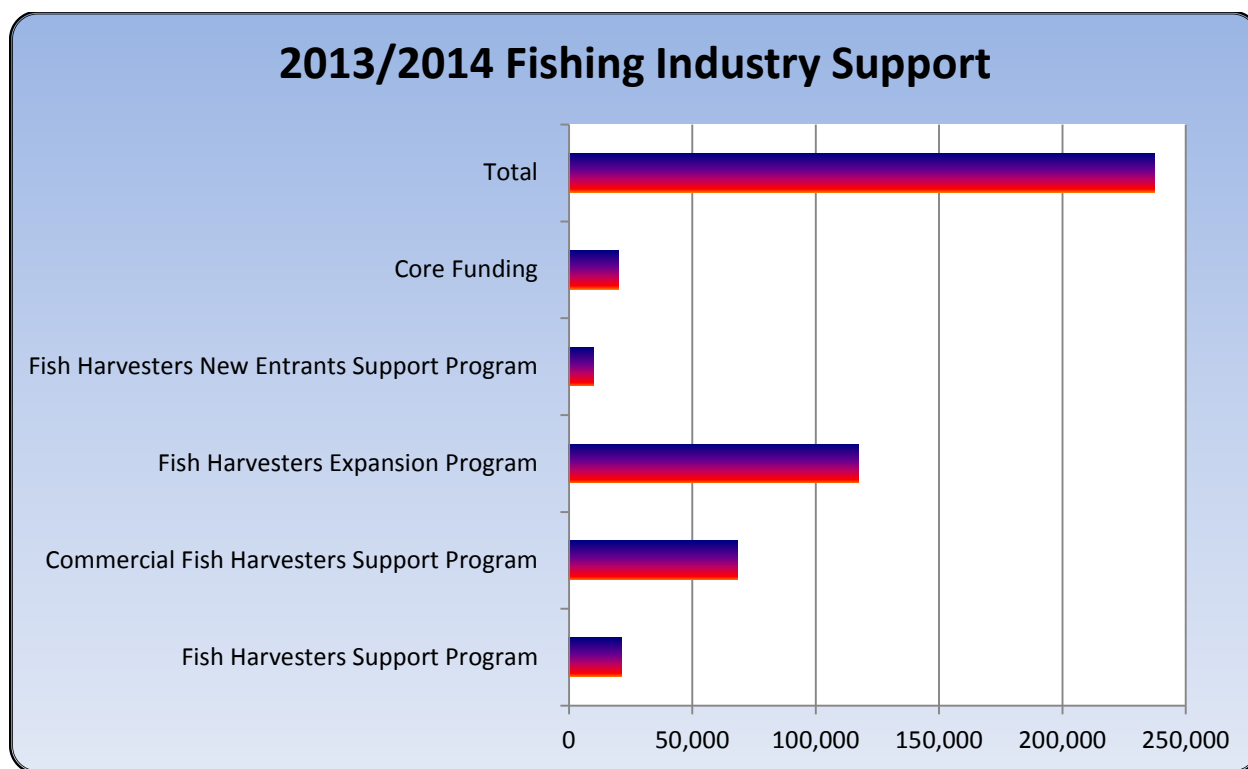
Program aims to provide support to defray a portion of the costs to enter into the fishery.

(5) Core Funding:

Funds assist in defraying a portion of the costs of administration for the NWTFF.

Contributions under these schedules for the 2013/2014 fiscal year were as follows:

Schedule	Commercial Fishery Assistance Industry Support	Budget	Contributions Provided
1	Fish Harvesters Support Program	50,000	21,367
2	Commercial Fish Harvesters Support Program	75,000	68,331
3	Fish Harvesters Expansion Program	70,000	117,509
4	Fish Harvesters New Entrants Support Program	10,000	10,000
5	Core Funding	20,000	20,000
	Total	\$225,000	\$237,207



TRADITIONAL ECONOMY

COMMUNITY HARVESTERS ASSISTANCE PROGRAM

Purpose

This Program provides General Hunting Licence holders with fuel, supplies, and capital assistance, through Local Wildlife Committees.

Eligibility

Recognized Local Wildlife Committees are eligible; in the absence of a recognized Local Wildlife Committee, the Minister of ITI may allocate assistance directly to holders of General Hunting Licences.

Grant/Contribution

Contribution

Maximum Amount Available Per Applicant

Payments are made to community and regional organizations that are delegated the responsibility to deliver the program to harvesters. The allocation is calculated based on the number of General Hunting Licence holders in the community and past participation levels.

Program Budget

\$1,200,000 for the 2013/2014 fiscal year

Program Manager

Investment and Economic Analysis Division

Policy Authority

Established under authority of Minister for Industry, Tourism and Investment

Application Process

Applications must include a statement of the disposition of previous funding and sufficient information to determine the basis for changed funding requirements. The number of General Hunting Licences and participation drive funding levels. The local Regional Superintendent of ITI reviews the applications and makes recommendations to the Deputy Minister of ITI. Any appeals are submitted to the Minister of ITI.

Results Reporting

Total Program contributions for CHAP totalled \$1,136,595 for the 2013/2014 fiscal year. CHAP was delivered in 31 communities by 33 organizations recognized by the Minister of ITI as representing the interests of harvesters.

CHAP has expanded considerably since its inception in 1985, assuming discontinued programs that used to offer support aimed at outpost camps, community hunts, gas subsidies and trapper assistance. The 2013/2014 CHAP dollars assisted hunters and trappers to defray the high costs associated with hunting, trapping and sustaining traditional lifestyles.

All communities in the NWT received benefits from CHAP either directly or through the regional organizations that represented their interests. Intended for the benefit of persons holding General Hunting Licences, the funding is targeted towards Aboriginal persons in the NWT over the age of 16 and/or land claim beneficiaries.

The 2013/2014 CHAP funding provided resources that allowed residents to pursue traditional activities that derived social/cultural and economic benefits. A key economic benefit arising from these activities was the replacement value of locally harvested goods when compared with costly imported products.

Due to coding procedure changes during the 2013/2014 reporting year, some Local Wildlife Committees Program allocations for the South Slave, Sahtu and Dehcho Regions were recorded under the Community Harvester Assistance Program. Therefore, total payments shown for these three Regions include contributions for both programs.

Total contributions by Region are shown below:

Region	Payment
Dehcho	\$ 225,540
Beaufort Delta	266,426
North Slave	39,565
Sahtu	197,250
South Slave	252,710
Tłı̄chô	155,204
Total	\$ 1,136,595

TRADITIONAL ECONOMY

GENUINE MACKENZIE VALLEY FUR PROGRAM

Purpose

To provide NWT hunters and trappers with access to financial resources necessary to participate in the fur industry. There are three components to the Genuine Mackenzie Valley Fur (GMVF) Program:

a. Advance

The GMVF Advance Program provides guaranteed advances to trappers delivering prime fur for sale through the GMVF Program; based largely on anticipated market performance.

b. Prime Fur Bonus

If the trapper's fur is sold for the same value, or more than the advance, the trapper is entitled to receive a Prime Fur Bonus. The Bonus recognizes that the fur is in good condition and has been well handled by the trapper.

c. Fall Grubstake

A trapper must harvest 20 or more pelts, to a maximum of 200 pelts of any species in the GMVF Program to receive a payment (minimum \$100; maximum of \$1,000 per trapper).

The GMVF Program also pays for all commissions, shipping and handling fees for fur shipped to auction, and any shortfall between guaranteed prices and actual auction house-selling price.

Also funded under the GMVF Program is the Hide and Fur Procurement Program, which provides producers with market stability and product for craftspeople.

Eligibility

Individual holders of a valid NWT General Hunting or Trapping Licence and who are resident in the NWT are eligible.

Grant/Contribution

Grant

Maximum Amount Available Per Applicant

Funding levels are pre-determined by pelt

Program Budget

\$610,000 for the 2013/2014 fiscal year

Program Manager

Investment and Economic Analysis Division

Policy Authority

Established under authority of Minister for Industry, Tourism and Investment

Application Process

The Program entitlement is generated by individual pelts delivered, prices obtained, and the quantum of pelts delivered over the course of the year; advances are determined by the market; the Prime Fur Bonus is determined by the value of the pelt and the effort; and the Grubstake Program by the volume. Officers with the Department of Environment and Natural Resources assess the pelts and determine suitability for advance. The auction sells the pelt. The Prime Fur Bonus is paid if eligibility is met and the Grubstake Program is subject to pre-determined eligibility being met. Appeals are very rare, but trappers may appeal to the Minister of ITI.

Results Reporting

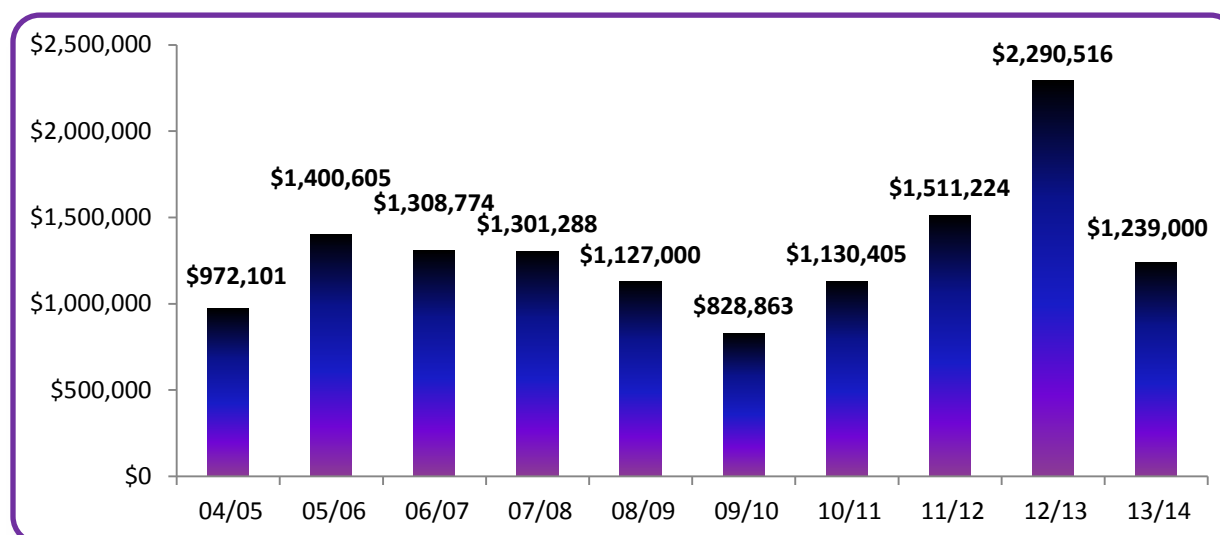
GMVF payments for the 2013/2014 fiscal year totalled \$536,088. Approximately 700 trappers from across the NWT, representing all Regions, received support and benefits from GMVF in this fiscal year, compared to 760 trappers in the previous year. Auction houses provide funds based upon the sale of fur. GMVF funds provided to the trappers represent the proceeds from sales in excess of the advances paid. GMVF funding has allowed trappers to maintain a more traditional lifestyle throughout the trapping season without interruption.

GMVF Program Contributions for 2013/14

Grubstake	Prime Fur Bonus	Shortfall	Shipping	Commission on Fees (O&M)	Total
\$115,330	\$222,487	\$71,680	\$2,437	\$124,154	\$536,088

GMVF funding also offsets a portion of the high cost of operations in the NWT. This Program is well subscribed; since 2002 it has also provided the impetus for younger persons to enter the industry and sustain a more traditional lifestyle. The Chart below shows that the 2012/2013 year was an anomaly in the market for fur sales; while 2013/2014 shows typical market variation over the past ten years.

Gross Fur Sales – 10 Years



GMVF Program Results for 2013/14 by Region

Region	Total Fur Sale	Trappers	Fur Bonus	Grubstake	Direct \$ to NWT Trappers
Beaufort Delta	385,967	191	63,043	40,300	489,310
Sahtu	294,913	118	57,337	17,615	369,865
North Slave	202,031	155	37,946	15,090	255,067
Dehcho	130,076	101	23,928	15,915	169,919
South Slave	226,442	135	40,233	26,410	293,085
Total	\$1,239,428	700	\$222,487	\$115,330	\$1,577,245

Support to Traditional Crafts

Support to traditional crafts includes Hide and Fur Procurement Program. The current demand for processed fur pelts and hides exceeds the production. The Hide and Fur Procurement Program has achieved positive outcomes for the crafting industry and consequently a number of community based sewing groups have evolved out of that activity.

As shown in the chart below; there were 446 Seal pelts processed with a retail cost recovery of \$105 per pelt, 461 Beaver pelts processed with a retail cost recovery of \$83 per pelt, and there were 135 Muskrat pelts processed with a retail cost recovery of \$15 per pelt. In all three examples, cost recovery exceeded the cost of processing.

Details	Seals	Beaver	Muskrat
Inventory	446	461	135
Cost	\$43,776	\$35,600	\$1,920
Retail (cost recovery)	\$46,965	\$38,260	\$2,075
Average price per pelt	\$105	\$83	\$15
Leverage(1:4) *	\$187,860	\$153,040	\$8,300

**Based on conservative evaluation of production costs (industry)*

*Total estimated benefit to the development of the NWT traditional crafts sector for 2013/2014 is approximately \$349,200; up by almost \$50,000 over the previous fiscal year.

TRADITIONAL ECONOMY

HUNTERS AND TRAPPERS DISASTER COMPENSATION

Purpose

To assist harvesters who sustain substantial financial losses due to unavoidable natural disasters, except for forest fires.

Eligibility

Residents of the NWT who:

- Hold a General Hunting Licence or are land claim beneficiaries.
- Are regularly and actively engaged in renewable resource harvesting activities.
- Earned at least 25% of gross income from renewable resource harvesting for the period of 12 months immediately prior to the incident.

Compensation will not be made for losses due to carelessness or poor judgment.

Grant/Contribution

Grant

Maximum Amount Available Per Applicant

\$4,500

Program Budget

\$15,000 for the 2013/2014 fiscal year

Program Manager

Investment and Economic Analysis Division

Policy Authority

Established under authority of Minister for Industry, Tourism and Investment

Application Process

Applications are completed by the applicant, stating the date, circumstance and nature of the loss and are supported by an affidavit signed by the applicant and witnessed by a Commissioner of Oaths. The applicant needs to declare their income and offer evidence that 25 percent of their income is derived from harvesting of renewable resources.

The applicant completes a listing, with costs of goods required to replace damaged goods. Where the applicant has been deemed to be eligible and the circumstance, as well as the damage or loss, has been verified, the costs associated with replacing, or repairing the loss is approved to a maximum of \$4,500.

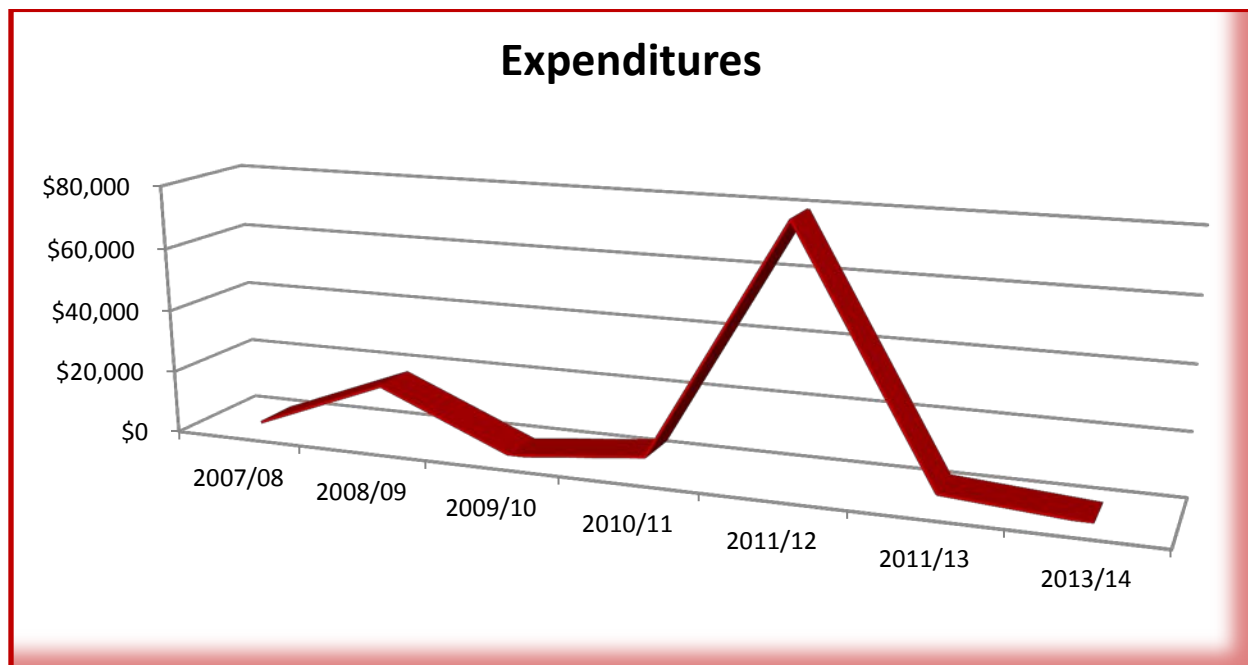
Applications are reviewed, complete with recommendations from the local wildlife authority, and the Departments of ITI and ENR. The final approval rests with the Assistant Deputy Minister, Economic Development of ITI. The Minister of ITI reviews any appeals.

Results Reporting

Program payments are driven by events and circumstance that occur in nature, with the exception of forest fires. Program demand for 2013/2014 was non-existent, as compared to 2012/2013 where expenditures were minimal, and 2011/2013, which was high due to flooding along the Mackenzie River. Usage of the Program cannot be predicted from one year to the next, as the usage is determined by natural events.

Year	2007/08	2008/09	2009/10	2010/11	2011/12	2012/13	2013/14
Budget	\$15,000	\$15,000	\$15,000	\$15,000	\$15,000	\$15,000	\$15,000
Expenditures	\$1,590	\$18,000	0	\$4,500	\$79,833	\$3,300	\$0

Grant monies allow the eligible individuals to continue with traditional lifestyles, even when circumstances were significant enough to cause a disruption. The Program provides protection to those whose need is most apparent in order to continue a livelihood which would have otherwise been disrupted by a natural disaster (other than a forest fire).



TRADITIONAL ECONOMY

LOCAL WILDLIFE COMMITTEES

Purpose

To provide financial assistance to organizations recognized by the Minister of ITI as representing the interests of hunters and trappers within a particular community.

Eligibility

All active associations in the NWT that are recognized by the Minister of ITI as representing the interest of hunters and trappers within a particular community.

Grant/Contribution

Contribution

Maximum Amount Available Per Applicant

Amounts are determined by a formula. Maximum amount per organization could be as high as \$20,000.

Program Budget

\$150,000 for the 2013/2014 fiscal year

Program Manager

Investment and Economic Analysis Division

Policy Authority

Established under authority of Minister for Industry, Tourism and Investment

Application Process

A letter is sent to the Regional Superintendent of ITI requesting the annual funding. A report of the previous year's expenditures is required in support of the request.

All organizations are entitled to a base allocation. Additional funding to the base is population driven based upon the number of General Hunting Licences, fur trappers and the workplan tabled for the upcoming year.

Funding is approved in the Region by the local Regional Superintendent of ITI, with appeals being submitted to the Minister of ITI.

Results Reporting

In the 2013/2014 fiscal year, Program contributions totalled \$122,400. Payments were made to the community/regional organizations representing harvesters in every community in the NWT.

Funding to Local Wildlife Committees and regional organizations enabled them to represent their interests and deliver Community Harvesters Assistance Program funding on behalf of the harvesters they represent.

The funding to the Local Wildlife Committees provided operating funds that enabled these organizations to administer the programs, provide a presence in the community/region, and maintain an ongoing administrative function in support of harvesters.

Every resident in the NWT who holds a General Hunting Licence or is a land claim beneficiary is eligible for benefits arising from the funding. The Program funding provided services and support to harvesters through the agencies situated in the various communities/regions.

ALLOCATIONS BY REGION:

Due to coding procedure changes during the 2013/2014 reporting year, some Local Wildlife Committees Program allocations for the South Slave, Sahtu and Dehcho Regions were coded under the Community Harvester Assistance Program. Therefore total payments for these three Regions include contributions for both programs.

Total contributions for the other three Regions are shown below:

REGION	AMOUNT
Beaufort Delta	\$77,400
Tłı̄chô	\$31,000
North Slave	\$14,000
Total	\$122,400

TRADITIONAL ECONOMY

NORTHERN FOODS PROGRAM

Purpose

This Program aims to remove barriers, create employment and facilitate the development of the NWT food production sector by providing support to producers of northern fish, meat and other food products for sale to consumers in the NWT. Through ITI, this Program aims to make investments that support:

- Community economic diversification,
- Northern food production and processing,
- Increasing local and regional agriculture and fishery participation and output,
- Encouraging/supporting local and niche food production and marketing initiatives.
- Increasing availability of NWT foods to NWT consumers.

Eligibility

All NWT businesses, co-operatives, community-based organizations, and associations engaged in the production of food.

Grant/Contribution

Contribution

Maximum Amount Available Per Applicant

Contributions are aimed at individual entrepreneurs or businesses where the benefits accrue primarily to the client but meet the overall goal of the Program. The maximum contribution available per client is \$20,000.

Program Budget

\$500,000 for the 2013/2014 fiscal year

Program Manager

Investment and Economic Analysis Division and the Regional Superintendents

Policy Authority

Established under authority of Minister for Industry, Tourism and Investment

Application Process

The application form used for the Support to Entrepreneurs and Economic Development (SEED) program is also used for the Northern Foods Program. The SEED application form is available at ITI Regional Offices and ITI Headquarters Office. ITI Regional Offices are available to discuss project proposals and assist with the completion of applications. Completed applications are delivered to ITI Regional Offices, who are responsible for approvals.

Results Reporting

The 2013/2014 fiscal year was the first year of the Program, which combined two previous contribution programs; namely: the Agriculture Development Infrastructure Program, and the Commercial Harvesting, Processing and Marketing of Fish and Meat in the NWT Program. Combining these two programs allowed for greater efficiencies and clarity in the promotion and delivery of northern food related assistance contributions.

For the 2013/2014 fiscal year, ITI provided \$464,615 in funding through the Northern Foods Program.

ITI provided assistance to 20 different organizations in 28 separate projects in all five regions across the NWT, as follows:

Organization	Assistance
Beaufort Delta Region	
John Carmichael	\$ 34,184
Community Garden Society	1,716
Kutney, Les	29,315
Sahtu Region	
McNeely Nursery	35,209
Hamlet of Tulita	16,000
South Slave Region	
Jackoline Milne	20,000
Green, Helen	15,000
Noda Enterprises Ltd.	20,000
Steed Farms	11,700
Graham Milne	20,000
Territorial Farmers Association	138,089
Dehcho Region	
Jean Marie River First Nations	18,500
Brave Adventures	20,836
Pehdzeh Ki First Nation	17,500
Sambaa K'e Dene Band	30,945
Nahanni Butte Dene Band	3,583
Sambaa Ke Dene Band	5,945
Acho Dene Koe First Nation	10,000
North Slave Region	
R Buckley (Betty Melton)	20,000
Ecology North - OY	2,038
Total	\$ 464,615

TRADITIONAL ECONOMY

TAKE A KID TRAPPING/HARVESTING

Purpose

To provide support to orient youth to trapping, harvesting and traditional life skills.

Eligibility

Organizations, individuals, businesses recognized by the Minister of ITI as having an interest in the promotion of traditional life skills.

Grant/Contribution

Contribution

Maximum Amount Available Per Applicant

\$10,000

Program Budget

Total Program Budget for the 2013/2014 fiscal year was \$445,000, with ITI budgeting \$145,000, Municipal and Community Affairs (MACA) budgeting \$100,000, and Canada Northwest Territories Growing Forward Initiative budgeting \$200,000. Environment and Natural Resources (ENR) also contributes to the Program by providing in-kind services.

Program Manager

Investment and Economic Analysis Division

Policy Authority

Established under authority of Minister for Industry, Tourism and Investment

Application Process

Proponents prepare and submit an application for funding to the Regional Superintendent of ITI. Applications are reviewed by regional committees made up of ITI, MACA and ENR.

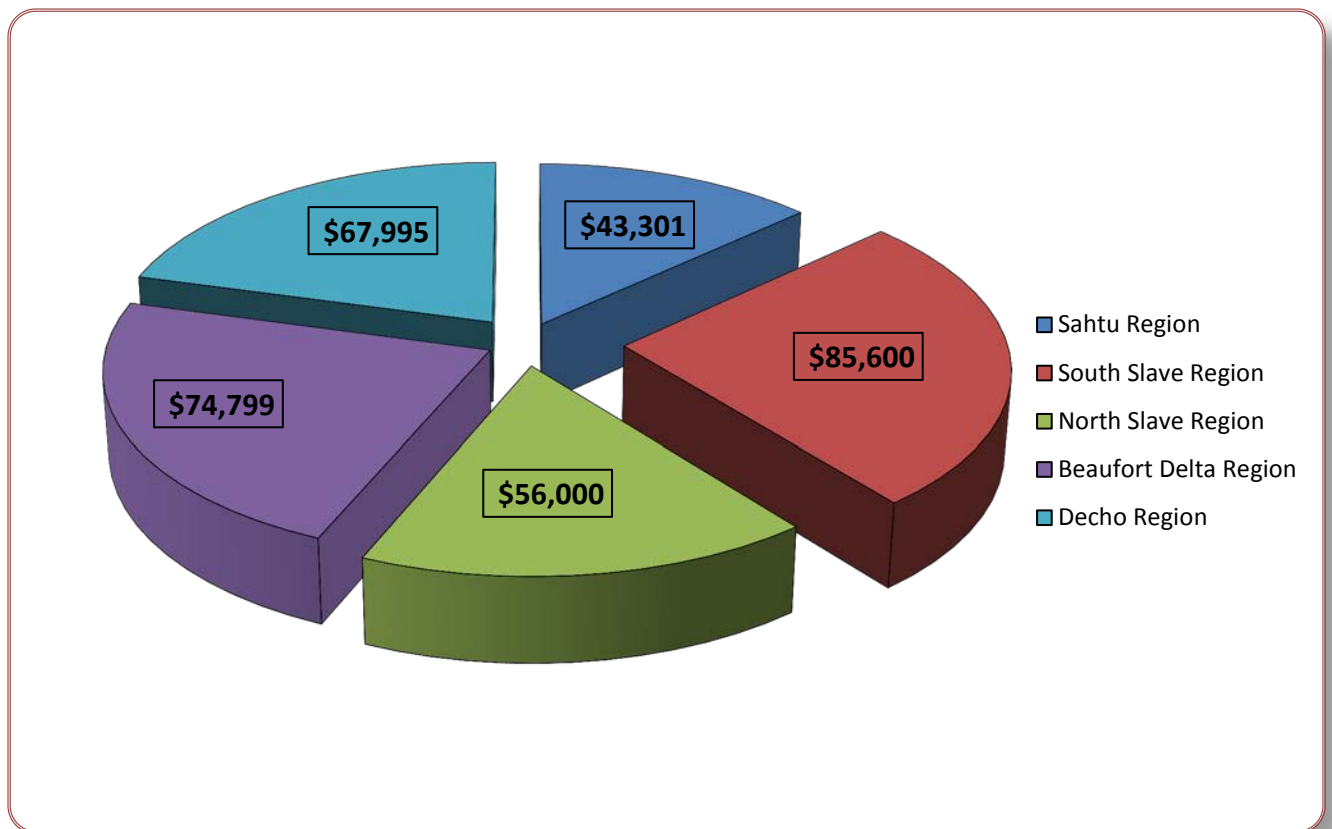
Results Reporting

The Take a Kid Trapping/Harvesting Program continues to be very popular across the NWT. For 2013/2014, 46 projects were delivered to 1736 participants, with a total cost, including contributions and funds levered from the Canada/NWT Growing Forward Agreement, and the Departments of ITI, MACA and ENR, of \$327,695, of which \$137,501 was contributed by ITI.

2013/2014 Activity Chart:

Activity	Description	Take a Kid Trapping & CH	Take a Kid Harvesting
Take a Kid Trapping Community Hunt (CH) Sahtu Region	Deline Renewable Resource Council (CH)	3,701	
	Norman Wells Renewable Resource Council (CH)	4,000	
Take a Kid Harvesting Sahtu Region	Colville Lake School		10,000
	Chief T'Selehye School		8,700
	Mackenzie Mountain School		10,000
	Chief T'Selehye School		6,900
	6 Projects	\$7,701	\$35,600
Take a Kid Trapping Community Hunt (CH) South Slave Region	Deh Gah Elementary and Secondary School	10,000	
	Ecole Boreal	8,000	
	Deninu School	8,000	
	Paul W. Kaser High School	2,000	
	JB Tyrell Elementary School	3,000	
	Diamond Jenness Secondary School	10,000	
	Fort Resolution Métis Council (CH)	3,000	
	Fort Resolution Métis Council (CH)	3,000	
Take a Kid Harvesting South Slave Region	Deh Gah Elementary and Secondary School		10,000
	Ecole Boreal		8,000
	Paul W. Kaser High School		10,000
	JB Tyrell Elementary School		10,000
	Deninu School		600
	13 Projects	\$47,000	\$38,600
Take a Kid Trapping Community Hunt (CH) North Slave Region	YK Education District #1	8,000	
	YK Catholic School Board	8,000	
	Lutsel K'e Dene School	8,000	
	Jean Wetrade Gameti School	8,000	
Take a Kid Harvesting North Slave Region	Chief Jimmy Bruneau Regional School		8,000
	Elizabeth Mackenzie Elementary School		8,000
	Jean Wetrade School – Gameti		8,000
	7 Projects	\$32,000	\$24,000
Take a Kid Trapping Community Hunt (CH) Beaufort Delta Region	East Three Elementary School	4,700	
	East Three Elementary School	4,100	
	East Three Elementary School	4,000	
	Moose Kerr School	8,000	
	Helen Kalvak School	10,000	
	Aklavik Hunters and Trappers Committee (CH)	4,000	
	Ehdiitat Renewable Resource Council (CH)	4,000	

Take a Kid Harvesting	Angik School		10,000
Beaufort Delta	East Three Elementary School		5,700
Region	East Three Elementary School		4,700
	East Three Elementary School		5,517
	East Three Elementary School		5,200
	Helen Kalvak School		4,882
	13 Projects	\$38,800	\$35,999
Take a Kid Trapping	Bompas Elementary School	8,000	
Community Hunt (CH)	Sombaa Ke Dene Band (CH)	4,000	
Dehcho Region			
Take a Kid Harvesting	Louie Norwegian School		10,000
Dehcho Region	Liidlii Kué First Nation		10,000
	Charles Yohin School		8,000
	Sombaa Ke Dene Band		10,000
	Pehdzeh Ki First Nation		9,650
	Bompas Elementary School		8,345
	11 Projects	\$12,000	\$55,995
		Cost TKT	Cost TKH
	46 Projects	\$137,501	\$190,194



TRADITIONAL ECONOMY

WESTERN HARVESTERS ASSISTANCE PROGRAM

Purpose

This Program was instituted at the request of the NWT communities to assist Aboriginal organizations in promoting the local renewable resource economy.

Eligibility

Regional or community-based Aboriginal groups showing the active support of their constituent membership may apply.

Grant/Contribution

Contributions

Maximum Amount Available Per Applicant

Driven by pre-determined formula

Program Budget

Original commitment approved by the Legislative Assembly was \$15 million, which has been drawn down over a number of years. Funding is subject to the approval of supplementary appropriations. For 2013/2014, the total remaining budget available to be drawn down was \$650,000.

Program Manager

Investment and Economic Analysis Division

Policy Authority

Financial Management Board and the Legislative Assembly

Application Process

Proposals may be prepared jointly or separately for Dene and Métis harvesters and may be regional in scope or from individual community organizations. The Program must assist and promote the renewable resource harvesting economy in the community/district/region.

Organizations must match any contribution from the GNWT and must not be from other GNWT funds. The GNWT will not provide an interest free loan or guarantee a loan from a commercial institution. Matching funds must be deposited before the GNWT will provide its contribution. Funds may not be used for administrative purposes. Pre-determined funding levels was based on the number of General Hunting Licence holders in each community by Aboriginal descent. Applications are approved by the Financial Management Board.

Results Reporting

Two contributions were provided during the 2013/2014 fiscal year: Pehdzeh Ki First Nation (\$62,800); and Lutselk'e Dene First Nation (\$71,000); for a total of \$133,800. Approximately \$516,200 is remaining in the Program to be drawn down. Remaining organizations continue to look for the equity required to participate in the Program.

ENERGY PLANNING

ENERGY INITIATIVES

Purpose

ITI funds a number of energy initiatives in support of the work of the Ministerial Energy Coordinating and Climate Change Committee-of-Cabinet (MECC).

Eligibility

Eligible applicants for the 2013/2014 energy initiatives included NT Hydro Corporation (NT Hydro) companies such as the NWT Energy Corporation (NTEC) and NWT Power Corporation (NTPC).

Grant/Contribution

Contribution

Maximum Amount Available Per Applicant

Determined by the Legislative Assembly through the GNWT business planning process

Program Budget

\$1,235,000 for the 2013/2014 fiscal year

Program Manager

Energy Planning Division

Policy Authority

Established under the authority of MECC

Application Process

Projects funded through a collaborative internal submission process presided over by MECC

Results Reporting

The 2013/2014 energy initiatives \$1,260,000* total contributions included:

Organization	Description	Funding
NTEC	Whati Transmission Line	250,000
	Hydro Core Funding	700,000
	Water Monitoring	50,000
	Liquefied Natural Gas Solutions	180,000
	Biomass Combined Heat and Power (CHP) Feasibility Study*	25,000
NTPC	NWT Electricity System Analysis	30,000
	TOTAL	\$1,235,000

* \$25,000 for Biomass CHP Feasibility Study was over-accrued in 2013-2014; actual total is \$1,235,000 (\$25,000 was counted in twice, totalling \$1,260,000).

NTEC

Whatì Transmission Line:

This funding was used for work needed to finalize the costs and design of building a new transmission line to connect Whatì to the Snare hydro system. The work included routing and design, construction cost estimates, and environmental and regulatory issues.

Hydro Core Funding:

This is core funding to support NT Energy in work related to energy development in the NWT.

Water Monitoring:

This funding was used to install and monitor a station on the Kakisa River for the next two years. Three gauging stations were decommissioned in 2012/2013 after two successful years of hydrological data collection. This information will become part of a larger body of work on water resources and support related decision making in the NWT.

Liquefied Natural Gas Solutions:

Liquefied natural gas (LNG) has been identified as the most promising solution to the energy situation in Inuvik. Work conducted in 2012/2013 was to develop an understanding of the basic transportation and infrastructure needs of the town. The 2013/2014 work used the feasibility work to move into actual implementation of an LNG solution for Inuvik.

Biomass Combined Heat and Power Feasibility Study:

This funding will be used to determine the feasibility of an NWT community-scale biomass-fired combined heat and power project. This work builds upon previous work undertaken by the GNWT and NTEC with a focus on the changes in cost and technology that may now allow for an NWT community-scale biomass combined heat and power system to be feasible.

NTPC

NWT Electricity System Analysis:

This funding was used for follow-up work associated with the Electricity Review and to support the development of the NWT Energy Plan.

TOURISM AND PARKS

COMMUNITY TOURISM INFRASTRUCTURE CONTRIBUTION

Purpose

The Program funds community governments and non-government organizations for new and innovative infrastructure projects. Projects must support tourism in communities and should promote nearby parks and natural attractions.

Eligibility

1. Capital projects that increase tourism in communities. Capital costs are defined as one-time project costs;
2. Communications infrastructure projects that enhance current tourism products or attractions;
3. Development of innovative information technology tourism products or services; and
4. Planning studies or site development for future capital projects if applicant can demonstrate that future resources are available for project completion.

Grant/Contribution

Contribution

Maximum Amount Available Per Applicant

- Projects up to \$50,000 (fifty thousand dollars) - May receive a maximum contribution of 75 percent of the total budget (up to \$37,500 per applicant).
- Projects over \$50,000 (Fifty Thousand Dollars) - May receive a maximum contribution of 50 percent (up to \$50,000 per applicant).

Program Budget

\$100,000 for the 2013/2014 fiscal year

Program Manager

Tourism and Parks Division

Policy Authority

Established under authority of Minister for Industry, Tourism and Investment

Application Process

Application Form and Guidelines for the Community Tourism Infrastructure Contribution (CTIC) Program can be found on the ITI website under Programs and Services and are available at any ITI Regional Office or ITI Headquarters Office in Yellowknife.

Applications must be received by certain predetermined dates each year and funding will be distributed to those projects which provide the greatest benefit to the NWT, and meet the program criteria, until funding limits are reached. Completed applications are delivered to ITI Regional Offices or ITI Headquarters Office in Yellowknife, who administer and make recommendations for approval.

To be a successful applicant, the following criteria had to be met:

- Projects must align with the community tourism plan where applicable. If there is no community tourism plan in place, the applicant must demonstrate that they have support from the community; and
- The project must provide positive tourism benefits to the community and surrounding area.

Successful proposals must also demonstrate:

- The organization operates on a non-profit basis and works to benefit the tourism industry and local economy of the community;
- The project will increase the attraction of the community to visitors;
- The project enhances partnerships between non-government community groups and the private sector tourism industry;
- There are resources available for any operations and maintenance costs related to the project; and
- If it is a multi-year project, future resources can be leveraged from other sources.

Results Reporting

The 2013/2014 fiscal year was the third year for this Program and included the following goals:

- Increase the attractiveness of NWT communities to visitors;
- Encourage partnerships between non-government organizations and private industry in the tourism sector;
- Increase the use of communications technology in tourism products;
- Create opportunities for the local economy and residents through the enhancement of tourism operations at the community level.

The Community Tourism Infrastructure Contribution Program funded four successful applications, resulting in a total distribution of \$95,000 for the 2013/2014 fiscal year, as follows:

Applicant	Purpose	Funding
Tetlit Gwich'in Council	Improvements to coffee shop	\$35,000
Town of Fort Smith	Festival staging	\$25,000
Fort Simpson Historical Society	Rectory reconstruction	\$15,000
Yellowknife Golf Club	Golf club upgrades and beautification	\$20,000
	Total	\$95,000

TOURISM AND PARKS

SPORT HUNT OUTFITTER MARKETING SUPPORT

Purpose

This Program is intended to support initiatives by the barrenground caribou and polar bear outfitters to diversify their markets, develop new products, and maintain existing facilities, and in some cases, wind down their businesses.

Eligibility

Open to outfitters/operators in the Beaufort Delta and North Slave Regions only. Beaufort Delta Region outfitters must have conducted a Polar Bear Hunt in the 2008/2009 fiscal year; and the North Slave Region outfitters; eligibility is limited to outfitters who conducted caribou hunts in the 2008/2009 fiscal year.

Grant/Contribution

Contribution

Maximum Amount Available Per Applicant

\$25,000 for 2013/2014

Program Budget

\$300,000 for the 2013/2014 fiscal year

Program Manager

Tourism and Parks Division and local Regional Superintendents of the Beaufort Delta and North Slave Regions

Policy Authority

Established under authority of Minister for Industry, Tourism and Investment

Application Process

Applicants must supply a detailed project description, project budget and cost quotes and any other information deemed relevant to the Regional Superintendent (there is no equity requirement for this program). Applicants are not eligible for funding, if ITI has paid out claims made by their clients under the Tourist Deposit Assurance Program.

Results Reporting

A total of \$300,000 was made available for the Sport Hunt Outfitter Marketing Support Program for the 2013/2014 fiscal year. Assistance was provided to sport hunt outfitters facing financial hardship in the face of the non-resident hunting ban of barrenground caribou and the ban on importation of polar bear hides into the United States.

Funding is provided to assist outfitters in developing new products, penetrate new markets for existing products, and to assist in the care and maintenance of existing camp facilities until such time as caribou tags for non-resident hunters have been reinstated, or the business has made a transition to other products.

Of the \$300,000 budgeted for 2013/2014, ITI provided contributions for six projects in the North Slave Region totalling \$139,587; and five projects in the Beaufort Delta Region totalling \$72,091, for a total 2013/2014 contributions of \$211,678.

Applicant	Funding	Purpose
North Slave Region		
Arctic Safaris	\$17,000	Charter costs, labour, supplies, and insurance
Bathurst Inlet Developments	22,587	Charter costs, labour, remove assets, purchase tents
Enodah Wilderness Travel	25,000	Snowmachine, outboard motor, toboggans, snowshoes
Peterson's Point Lake Lodge	25,000	Charters, insurance, renovation
Rabesca Resources Ltd	25,000	Financial statements, solar energy, bookkeeping, insurance
True North Safaris	25,000	Insurance, charter costs, marketing
Total North Slave	\$139,587	
Inuvik Region		
Uluhaktuk Adventures Ookpik Tours and Adventures Rendezvous Lake Outfitters	\$40,905	Haidai House Reverse Familiarization Tour
Chuck Gruben	9,360	To attend the 2014 Edmonton Boat Show
Uluhaktuk Adventures	11,437	To attend the Safari Club Hunting Show
Ookpik Tours and Adventures	7,868	To attend the Safari Club Hunting Show
John Lucas	2,519	To attend the Safari Club Hunting Show
Total Inuvik	\$72,091	
Grand Total	\$211,678	

TOURISM AND PARKS

TOURISM INDUSTRY DESTINATION MARKETING ORGANIZATION

Purpose

For NWT Tourism (NWTT) to deliver the Tourism Marketing Program on behalf of the GNWT and finance the costs incurred in the delivery of services to the NWT tourism industry through the NWTT Business and Marketing Plan.

Eligibility

This contribution is exclusively directed to NWTT, the association acting as the Destination Marketing Organization (DMO) for the NWT.

Grant/Contribution

Contribution Agreement

Maximum Amount Available Per Applicant

NWTT is the official organization that represents the majority of tourism industry members in the NWT and delivers the Tourism Marketing Program on behalf of the GNWT.

Program Budget

The core contribution for the 2013/2014 fiscal year was \$3,336,000, which included an increase of \$1.2 million to the annual core funding contribution. An additional \$400,000 was provided as a contribution towards ads and commercial airspace.

Program Manager

Tourism and Parks Division

Policy Authority

Established under authority of Minister for Industry, Tourism and Investment

Application Process

This is an annual contribution approved through the GNWT business planning process.

Results Reporting

NWTT set aside \$125,000 for marketing initiatives directed by ITI for the 2013/2014 fiscal year, and \$250,000 was spent on regional marketing initiatives, based on marketing plans prepared by ITI's regional offices. NWTT and ITI agreed on three special initiatives for 2013/2014, including: a special aurora promotion at Canada Place in Vancouver, a tourism trade familiarization tour for Deline, and a promotional mural at the Calgary International Airport. NWTT, guided by its annual marketing plan, was also active in many types of advertising and promotion mediums, all of which focused on the key icons of the NWT Aurora Borealis (and winter products), Lakes and Rivers, Parks and Wilderness, Culture and People, and Northern Realities (ice roads, float planes, midnight sun, etc.).

A summary of the NWTT marketing activities for 2013/2014 are listed as follows:

NORTH AMERICA

Brand Essentials

- **NWT Guides** - Explorers' Guide, Sportsmen's Guide, Meeting and Conference Planner.
- **News Letters** - E-newsletters targeting approximately 19,000 consumers in Canada and US.
- **Consumer Shows** - NWTT participated in a total of seven consumer shows this season, including the Denver and Sacramento International Sportsmen's Expositions, Quartzite, the Edmonton Boat Show, and the Sportsmen's Shows in Toronto, Calgary and Vancouver.
- **Integrated Marketing Campaign** - The integrated advertising campaign for 2013/2014 concluded with the Globe and Mail campaign and the television advertising that appeared on CBC. NWTT purchased full page ads in the travel section of the Globe and Mail. The South Slave and Dehcho regions, and the City of Yellowknife, purchased larger ads as part of the cooperative advertising buy-in and a number of local tourism operators throughout the NWT purchased a number of the smaller ad. Air Canada, First Air and Canadian North were provided complementary ads in exchange for flight passes, used for FAM tours and contests. Air Canada also provided placement of GNWT travel guides in their Maple Leaf Lounges across Canada, a full-page ad in enRoute Magazine, and advertising in their e-newsletters; distributed to their US subscriber base.
- **NWT Meeting Planner** - 1,000 copies of the Meeting and Conference Planner guide were produced and distributed through a variety of shows and sales calls.
- **Shows** - NWTT sponsored Tête-e-Tête, held in Ottawa February, 2014. The town of Inuvik also participated in the event and shared a double booth with NWTT.
- **Media FAMs** - NWTT hosted two media FAMs in early January 2014, focusing on the NWT Aurora and winter products.

Resource/Support Activities

- Resource and support activities included the ongoing maintenance of the online photo gallery, managing media and photography requests, and monitoring media coverage. NWTT acquired a great deal of new photography in this quarter.

Research

- NWTT collaborated with ITI on a Sport Fishing Branding Study. The findings were presented at a Sport Fishing Workshop that took place in Yellowknife on March 29, 2014.
- NWTT and ITI also conducted a non-resident angling study. The purpose of the study was to provide an accurate picture of the various segments of the sport fishing market that visit the NWT. Findings from this research were also presented at the March 2014 Sport Fishing workshop.

SPECIAL MARKETING INITIATIVES

Under the direction of ITI, NWTT produced signage for the Calgary International Airport located in the baggage and arrivals area of the Airport.

EUROPE

Marketing activities for Europe include advertising and promotion, trade promotions, media promotions and project coordination. The main focus for Europe is Germany, with some additional funds targeted towards Switzerland.

Print Advertising

- NWT Tourism placed a half page ad in Kanada 360 magazine, which included a lengthy editorial. Kanada 360, a dedicated magazine on Canada, has a readership of 6,500 readers who are supporters of Canada and typically include repeat travellers to Canada.

Web Advertising

- From January to March of 2014, our German-language website received over 20,000 unique visitors. This is an increase of over 50 percent from the previous quarter.

Cooperative Marketing Initiatives

- NWTT provided cooperative marketing support to several of key trade accounts including CANUSA, SK Touristik, and Para Tours. The partnership with CANUSA included a virtual magazine called i-Magazine that included four feature articles and two videos on the NWT. The SK Touristik promotion included a Visa Card promotion for their Orca Club. The Para Tours promotion included an NWT night as part of their month long Canada Week promotions in Bern, Switzerland.

CORE MARKETING PROGRAM (Asia Pacific – Main Campaign)

Similar to the Marketing Plan for Europe, the Asia Pacific Marketing Plan included advertising and promotion, trade promotions, media promotions and project coordination.

Advertising and Promotion

- NWTT continues to participate in the Canadian Tourism Commission (CTC) Japan marketing program and is part of the Team Canada Japan promotion. Team Canada includes CTC Japan, BC, Alberta, Ontario, Quebec, PEI, NWT, and Yukon. Team Canada promotions included cooperative advertising promotions with key trade partners and sales calls. NWTT is also an active partner on the Aurora Kingdom website, which features the NWT, Yukon and Northern Alberta, as the main Aurora viewing destinations in Canada.

Trade Promotions

- Include the CTC Team Canada promotions, Trade Shows, Sales Calls, and Trade FAMs.

Trade Shows

- Planning is now underway for two separate trade shows in Asia; a two day trade show in Tokyo that will cater to Japanese buyers in October 2014, and a three-day Showcase Canada-Asia China, also in October. The China trade show will feature buyers from China and Korea. Indian buyers will have their own showcase, to be held in India in March 2015.

CORE MARKETING PROGRAM (Asia Pacific – New Market Stimulus - China)

NWTT also set aside funds to build the Chinese market; including advertising and promotions, Trade FAMs and Media FAMs.

Advertising and Promotion

- NWTT continued to build NWT advertising presence in China; working with the company Dragontrail that manages our social media account and our Chinese-language website, which generates social media content for the website and posts several times per week. Followers currently number about 8,300.
- NWTT also participated in a consumer and trade promotion with the CTC China office, which featured ski and winter products, and included NWT Aurora and related activities. NWTT has asked the CTC to provide a summary report of the campaign.

REGIONAL MARKETING (in cooperation with NWTT)

Out of the additional \$400,000 provided to NWTT for additional marketing, \$250,000 was allocated for regional marketing, with \$50,000 being allocated for each of the five regions across the NWT.

Funding was used for various regional marketing initiatives, such as:

- The promotion of the Sunrise Festival highlighting the Beaufort Delta Region;
- A tourism video with points of interest in the Sahtu Region;
- The production of pop-up banners and promotional material specific to the North Slave Region;
- The production of a Walking Tour Map for the Dehcho Region; and
- Targeted market promotions and advertising about the South Slave Region in major marketing productions and shows.

TOURISM AND PARKS

TOURISM PRODUCT DIVERSIFICATION AND MARKETING

Purpose

To address both short and long-term issues faced by tourism businesses and tourism operators when expanding into new markets or developing new products.

Eligibility

An applicant is required to meet at least one of the following conditions to make an application and be eligible under this Program:

- (1) Has owned or operated a tourism business for at least one year in the last five years;
- (2) Has been licensed for at least one year in the last five years by the GNWT as a Tourism Establishment or Outfitter under the *Tourism Act*;
- (3) Has been subcontracted or employed in management capacity by any of the above for a minimum of five years within the last ten years;
- (4) Represents a group of separate businesses or operations intending to develop a market-ready Tourism Product Package;
- (5) Start a business in which Aboriginal cultural tourism is a significant component; and/or
- (6) Is a Destination Marketing Organization in the NWT.

Grant/Contribution

Contribution

Maximum Amount Available Per Applicant

- Schedule 1: \$25,000 total
- Schedule 2: \$250,000 over a single or multiple years
- Schedule 3: \$10,000 per year

Program Budget

\$900,000 for 2013/2014 fiscal year

Program Manager

Tourism and Parks Division

Policy Authority

Established under authority of Minister for Industry, Tourism and Investment

Application Process

Application form and guidelines can be found on the ITI website under Programs and Services and are available at any ITI Local Regional Office or the ITI Headquarters Office in Yellowknife. Applications must be received by predetermined dates each year and funding distributed to those that meet the Program criteria and provide the greatest benefit to the NWT. Completed applications are delivered to ITI Regional Offices or Headquarters office, who make recommendations for approval.

Results Reporting

This Program provided alternate opportunities to adapt to changes in the tourism industry, under three Schedules, which address both individual business requirements and broad-based marketing efforts that would benefit the entire NWT tourism industry, as follows:

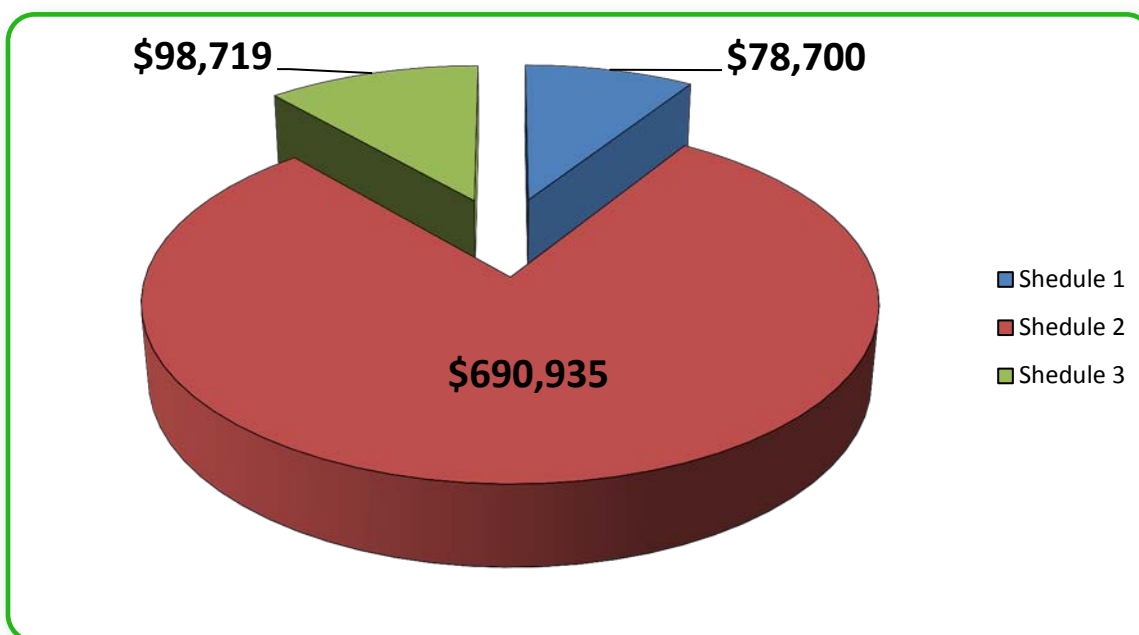
- Schedule 1: Business Planning and Transition Assistance
- Schedule 2: New Product Development or Enhancement of Existing Product
- Schedule 3: Marketing Assistance for Tourism Businesses

The Program funded 26 successful applications in 2013/2014, resulting in a total contribution of \$868,354 as follows:

#	Schedule	Funding	Applicant	Purpose
1	2	\$150,000	Grey Goose Lodge - Deline	Infrastructure upgrades including: van, outdoor, recreational equipment for guests, upgrades to rooms and facilities. Add visitors' centre, signage for self-guided tours.
2	3	10,000	North-Wright Airways	Website development/enhancement.
3	3	10,000	Canoe North Adventures	Marketing: consumer show attendance, brochures, presentations.
4	3	8,500	Nahanni Wilderness Adventures	Marketing: consumer show attendance, web and print advertising.
5	1	21,250	Jean Marie River First Nation	Develop a tourism plan for community.
6	1	14,450	Pehdzeh Ki First Nation	Develop business plan for refurbishing campsites, rest and wellness facility.
7	1	17,000	Sambaa Ke' Development Corporation	Provide new research to develop new business plan.
8	3	8,500	Black feather	Marketing: consumer show attendance, web and print advertising.
9	2	121,805	Gwichya Gwich'in Band	Complete renovations to tourism information centre/artisan work shack in Tsiigehtchic.
10	2	48,475	Tetlit Gwichin Council	Chii Tsall Dik Gwizhed multi-use centre – complete renovations.
11	3	10,000	Up North Tours	Marketing.
12	3	10,000	Town of Inuvik	Marketing
13	2	25,000	B. Dene Adventures	Enhance walking trails; extend storage shed, parking area and driveway; improve dock; winter jackets and helmets for clients.
14	2 3	12,000 8,000	Hearne Lake Lodge	Add hot tub. Attend consumer shows.
15	2	25,000	Lac La Martre Adventures	Upgrade cabins and add plumbing; two boats and motors; safety equipment.
16	1	26,000	Lutsel K'e First Nation	Develop business model for tourism; research commercial lodge acquisition.

17	2	30,000	Namushka Lodge	Kitchen upgrade; two boats and motors; generator.
18	2	33,000	Strong Interpretation	YK old town self-guided walking tour app; website development.
19	2	10,000	TJ's Nut Hut	Character led historical walking tours.
20	2	25,000	Yellowknife Glass Recyclers	Workshop expansion; bicycle repair/rental service.
21	3	8,500	Yellowknife Outdoor Adventures	Promoting day trips; Globe and Mail campaign and printing pamphlets.
22	2	30,000	Yellowknife Tours	Promotional video of YK/NWT for Chinese market; website maintenance.
23	2	22,400	Big River Service Centre	Upgrade waterfront RV camping area and improve boat launch.
24	3	10,000	Canoe Arctic	Marketing to US.
25	2	158,255	Paradise Garden and Campground	Upgrade facilities to allow delivery of Aboriginal tourism programming. Web and print advertising. Develop webpage.
	3	7,219		
26	3	8,000	2 Season Adventures	Aurora marketing – magazine ads, vehicle wraps, signage, webpage maintenance.
TOTAL		\$868,354		

Contributions by Schedule for 2013/2014



Schedule 1: Business Planning and Transition Assistance

Schedule 2: New Product Development or Enhancement of Existing Product

Schedule 3: Marketing Assistance for Tourism Businesses

TOURISM AND PARKS

TOURISM TRAINING FUND

Purpose

The purpose of the Tourism Training Fund is to:

- Fund short-term training (less than 12 weeks), which will advance and enhance the NWT tourism industry workers, groups, and collectives of workers' capacity to obtain or create employment; and
- Provide prospective NWT employers with a better trained tourism labour force.

Eligibility

- **Eligible Businesses/Applicants** - Training for businesses or individuals engaged in or employed in the tourism industry in the NWT.
- **Eligible Training** - Training must be short, formal courses or workshops, and could be via distance education such as correspondence courses, internet or teleconferencing.

Grant/Contribution

Contribution

Maximum Amount Available Per Applicant

- **Individual Applications** - Maximum two applications per year/applicant - Maximum per application is \$3,000.
- **Business or Group Applications** - Maximum one application per year/business/group - Maximum per application is \$6,000.

Program Budget

\$100,000 for the 2013/2014 fiscal year

Program Manager

Tourism and Parks Division

Policy Authority

Established under authority of Minister for Industry, Tourism and Investment

Application Process

Application Form and Guidelines for the Program can be found on the ITI website and are available at any ITI Regional Office or the ITI Headquarters Office in Yellowknife. Applications will be accepted at any time, but must be submitted prior to the training start date. Applications will be assessed monthly. Completed applications are delivered to ITI Regional Offices or ITI Headquarters Office in Yellowknife, who make recommendations for approval.

A business or group who applies for funding must demonstrate that the training falls within the eligibility requirements and that the funding is intended to train more than one staff by a certified instructor. Funding for individuals is intended to support training of single individuals in a set of skills.

Results Reporting

The Program provided additional support for the NWT tourism industry and its operators, and to help them provide services from well-trained individuals in their operations.

The following is the priority list for funding consideration:

- Valid Tourism Operator Licence holders;
- Non-government Visitor Information Centre;
- Accommodations Sector; and
- Individuals, businesses, collectives, not-for-profit tourism associations or organizations engaged in the tourism sector.

For the 2013/2014 fiscal year, two applications were approved, for total contribution assistance of \$7,368:

- 1) Nahanni Wilderness Adventures – Canoe Guide Training - \$6,000
- 2) Northern Frontier Visitors' Centre – Customer Service/VIC Training - \$1,368

MACKENZIE VALLEY PETROLEUM PLANNING OFFICE

ABORIGINAL CAPACITY BUILDING

Purpose

To provide Aboriginal organizations in regions most impacted by petroleum and mineral exploration, production and transportation activity, with assistance for capacity-building. The program is designed to work in partnership with other community and sector-specific oil, gas and mineral programs to build a stable economic base at the regional and community level.

Eligibility

Applicants must be members of an Aboriginal organization located within the Inuvialuit and Gwich'in Settlement Areas, or Sahtu, South Slave and Dehcho Regions.

Grant/Contribution

Contribution

Maximum Amount Available Per Applicant

\$90,000 for each claimant group or region, with the opportunity to apply for additional funding as available

Program Budget

\$560,000 for the 2013/2014 fiscal year

Program Manager

Mackenzie Valley Petroleum Planning Office (MVPPPO) and Regional Superintendents

Policy Authority

Established under authority of Minister for Industry, Tourism and Investment

Application Process

Aboriginal organization applicants provide an annual work-plan and budget, detailing proposed activities, schedules and a source and application of all project costs. \$90,000 is available for each claimant group in the Inuvialuit and Gwich'in settlement areas. The Inuvialuit Regional Corporation (IRC) and Gwich'in Tribal Council (GTC) receive the entire allocation, then determine and administer the funds in their respective settlement areas. In the Sahtu Region, ITI's Regional Superintendent determines the annual allocation of \$75,000 based on previous approvals as well as new applications received throughout the course of the year.

The \$90,000 annual allocation in the Dehcho and South Slave Regions is shared, with the ITI Regional Superintendents of the two Regions determining the maximum amount for each recipient based on the number and type of applications received and previous approvals.

Regional Petroleum Advisors in the Sahtu, Dehcho and South Slave Regions also help determine the funding priorities in their respective regions. The Deputy Minister will rule on appeals made in all funding allocation decisions. Any remaining balance is made available on an individual application basis and reviewed on a case-by-case basis.

Results Reporting

A total of 20 contributions were made in the 2013/2014 fiscal year, totalling \$404,000.

Beaufort Delta Region Allocations - \$200,000

Organization	Amount	Purpose
Inuvialuit Regional Corporation	\$50,000	Contribution assistance to the IRC in support of their Human Resources (HR) Coordinator position, who assists Inuvialuit beneficiaries in accessing and maintaining employment in the oil and gas industry, and similar industrial sectors. IRC capacity building activities were broken out as follows: <ul style="list-style-type: none"> • HR Enhanced Training and Support Services – IRC works with business and government organizations in the development of training and support programs in response to labour market opportunities. • Engaging Partnerships – IRC partnered with several employers in the Inuvialuit Settlement Region (ISR) with the mutual goal of ensuring meaningful Inuvialuit representation in the local economy. Partnerships involved financial support, on-the-job training and skills development. • Community Visits – Members of the IRC HR team visited communities in the ISR throughout the year to provide an update on labour market activities, employment information, training and education opportunities, career fairs, and career planning.
IRC	\$40,000	IRC’s HR Department was involved in training partnerships and recruitment activities. The HR Coordinator worked on a variety of training support initiatives, many of which were geared toward the preparation for diversified employment that directly and indirectly supports the oil and gas sector.
Town of Inuvik	\$20,000	ITI has been a proud sponsor of the Inuvik Petroleum Show throughout its 13 years of existence, which has become the premier networking and tradeshow event north of 60° for the northern oil and gas sector.
Gwich’in Tribal Council (GTC)	\$50,000	Provide contribution assistance to the GTC to support the following: <ul style="list-style-type: none"> • Health and Safety Policy Development – for Registered GTC Businesses. • Workshop Delivery – Federal and GNWT procurement workshops. To help Gwich’in businesses take advantage of procurement opportunities. • 2013 Inuvik Petroleum Show – support the participation of GTC and Gwich’in businesses. • Build Successful Partnerships – Examine the various options to recruit strategic partnerships to maximize Gwich’in participation in large infrastructure projects when the opportunities become available.
GTC	\$40,000	Provide contribution assistance to the GTC to promote the oil and gas exploration and development in the Gwich’in Settlement Area and on GTC private lands. Funding used to support the following: <ul style="list-style-type: none"> • Promotion of private lands – media, networking and meeting with various Industry stakeholders in Calgary, AB • Research and prepare geology resource assessment based on information from NWT Geoscience Centre in Yellowknife and prepare promotion format.

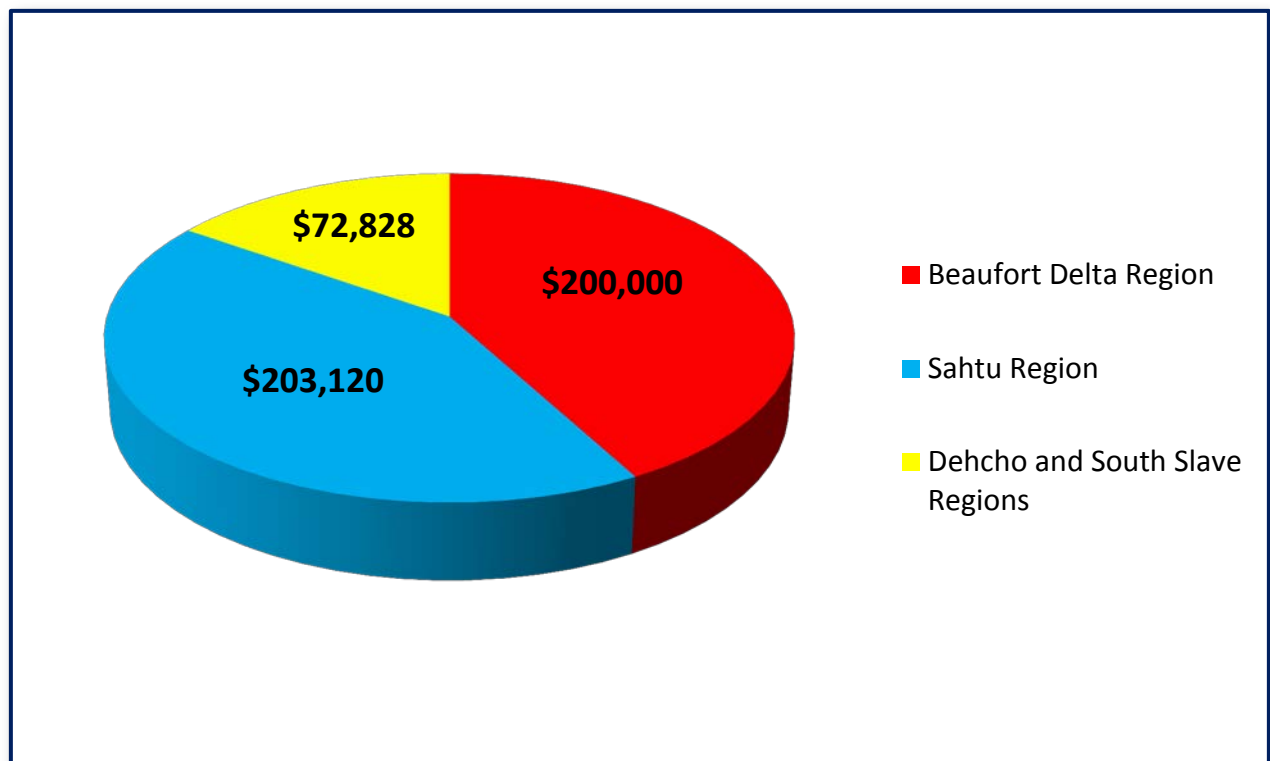
Sahtu Region Allocations - \$203,120

Organization	Amount	Purpose
Norman Wells and District Chamber of Commerce	\$20,000	To host the Open House held during the 2014 Arctic Oil and Gas Symposium.
Tulita Land Corporation	\$14,040	Assistance to attend the Inuvik Petroleum Show and the 2014 Arctic Oil and Gas Symposium.
Town of Norman Wells	\$5,000	Support to attend the 2014 Arctic Oil and Gas Symposium.
Ayoni Keh Land Corp.	\$6,000	Assistance to attend various oil and gas conferences and symposiums.
Fort Good Hope Métis Land Corp.	\$6,000	Support to attend the 2014 Arctic Oil and Gas Symposium.
Yamoga Land Corporation	\$13,000	To support board members' attendance at the Sahtu Readiness Workshop in Norman Wells and attendance at the 2014 Arctic Oil and Gas Conference by the Board of Directors of the Land Corporation.
Deline District Land Corporation	\$25,000	To support a Board Development Training session; attendance at the Sahtu Readiness Workshop in Norman Wells; and attendance the 2014 Arctic Oil and Gas Conference.
Tulita District Land Corporation	\$25,000	Assistance to attend several oil and gas related trade shows and conferences including the 2013 Inuvik Petroleum Show and the 2014 Arctic Oil and Gas Conference.
Behdzi Ahda First Nation of Colville Lake	\$14,080	Funding used to participate in the hydraulic fracturing information session in Fort Good Hope and to support the attendance at the 2014 Arctic Oil and Gas Conference.
Sahtu Renewable Resources Board	\$25,000	To develop and implement a Wildlife Monitor Training Program in the Sahtu Region.
Sahtu Renewable Resources Board	\$50,000	To provide support for the following: <ul style="list-style-type: none"> • Work with key agencies and organizations to provide information and plan the Sahtu Partnership Development Workshop. • Facilitate and draft a report on the Sahtu Shale Oil Development Workshop, which was held May 28-29, 2014 in Norman Wells. • Draft an overall Sahtu Shale Oil Partnership Action Plan, which includes a follow-up action plan and meetings with key partners.

Dehcho and South Slave Regions Allocations - \$72,828

Organization	Amount	Purpose
Kátlodééche First Nation (KFN)	\$16,800	To support attendance at the 2014 Arctic Gas Conference to meet with Strategic Oil and Gas Ltd. (new owners of Paramount Resources) and discuss ways to increase Kátlodééche First Nation's participation in the Cameron Hills production operations. KFN was also interested in devolution presentations by the GNWT during the conference.

Deh Gah Got'ie First Nation - Fort Providence	\$8,250	To support attendance at the 2014 Arctic Gas Conference to meet with Strategic Oil and Gas Ltd. (new owners of Paramount Resources) and discuss ways to increase Deh Gah Got'ie First Nation's participation in the Cameron Hills production operations. Deh Gah Got'ie First Nation was also interested in devolution presentations by the GNWT at the conference.
Nogha Enterprises Ltd.	\$25,000	For the evaluation and investigation if regional economic development opportunities associated with the establishment of the Canadian Zinc Corporation – Prairie Creek Mine.
Acho Dene Koe First Nation	\$14,528	To support attendance at the 2014 Arctic Oil and Gas Conference to network and meet industry contacts and increase their understanding about resources exploration and development. For the incorporation and meeting costs related to the creation of the Nahendeh Aboriginal Economic Council (NAEC). NAEC is a society established under the Northwest Territories <i>Societies Act</i> . Representing four Dehcho First Nations, it was formed as a vehicle for these organizations to work together to benefit from resource development in their traditional territory, from projects such as the Prairie Creek Mine.
Fort Providence Métis Council	\$8,250	To send delegates to the Geoscience Forum in Yellowknife to network and meet industry contacts and increase their understanding about resource exploration and development.



MACKENZIE VALLEY PETROLEUM PLANNING OFFICE OTHER PETROLEUM-RELATED INITIATIVES

Purpose

Funding to allow for flexibility to respond to unanticipated community or organizational needs as they are identified; including those that may be identified by the Minister and Executive Council.

Eligibility

Assistance is available to NWT community or organizational applicants participating in new one-time initiatives pertaining to NWT petroleum exploration and development activity.

Grant/Contribution

Contribution

Maximum Amount Available Per Applicant

No maximum amount per applicant has been specified.

Program Budget

\$55,000 for the 2013/2014 fiscal year

Program Manager

Mackenzie Valley Petroleum Planning Office (MVPPO)

Policy Authority

Established under authority for Minister for Industry, Tourism and Investment

Application Process

A written proposal with budget is normally a minimum requirement. The MVPPO director approves the application. The ITI Deputy Minister will rule on any appeals.

Results Reporting

Projects approved in 2013/2014 totalled \$55,000, as follows:

- **\$45,000 Base for Beaufort** - To support a technical pre-feasibility of Arctic energy delivery options; examining options for having the Mackenzie Valley serve as a corridor for exporting NWT oil and natural gas; as well as Alberta crude, north on an export terminal on or near the Beaufort Sea coast.
- **\$10,000 Inuvik Native Band** - Identify potential surface land access routes within the Gwich'in Settlement Area and via Sahtu, based on oil and gas activity.

MACKENZIE VALLEY PETROLEUM PLANNING OFFICE

SUPPORT TO THE ABORIGINAL PIPELINE GROUP

Purpose

Support the Aboriginal Pipeline Group (APG) in obtaining a one-third ownership interest in the Mackenzie Gas Project (MGP).

Eligibility

Assistance is limited exclusively to the APG, the legal entity established to hold the NWT Aboriginal peoples' ownership interest in the Mackenzie Valley Natural Gas Pipeline.

Grant/Contribution

Contribution

Program Budget

\$80,000 for the 2013/2014 fiscal year

Program Manager

Mackenzie Valley Petroleum Planning Office (MVPPO)

Policy Authority

Established under authority of Minister for Industry, Tourism and Investment

Application Process

The GNWT, Government of Canada, TransCanada Pipelines Limited continue to jointly fund the administration costs of the APG. The APG Board of Directors submits an application each year, which includes audited financial statements and an annual report, highlighting activities and results of the previous year, and work plan and budget for the upcoming year.

Results Reporting

With the reduction in activity associated with the Mackenzie Gas Project, contributions to the APG have since been reduced from \$300,000 in 2012/2013 to \$80,000 for 2013/2014. If the project ramps up or a Certificate of Public Convenience and Necessity extension is granted, there will be consideration for re-establishing the funding as previously budgeted.

The Inuvialuit Regional Corporation, Gwich'in Tribal Council and Sahtu Secretariat Inc. are members of the APG partnership. In their 2013/2014 results report, the APG noted some key areas in which the partnership achieved results including:

- In December 2010, the MGP received regulatory approval from the National Energy Board (NEB); confirmed by a Federal Cabinet Order-in-Council in March, 2011.

- The NEB Certificate of Public Convenience and Necessity will expire on December 31, 2015 if construction has not commenced by that time.
- APG continues to maintain contact with potential financiers, develop financing strategies and continues to represent its Aboriginal shareholders in MGP decision-making, and maintaining its ownership interest in the MGP Joint Venture.
- APG continues to stay active in the communities, participates in the Inuvik Petroleum Show and other NWT industry functions; promotes the benefits of the MGP stakeholders; and participates in all discussions with the Government of Canada on the fiscal framework agreement for the MGP.
- The natural gas markets are evolving and APG continually monitors the North American demand and supply picture, assessing the impacts on MGP economics and looking for opportunities to resume project activities.
- With the potential petroleum resource development activities in the Sahtu Region, the APG is keeping an eye on the prospects for additional natural gas volumes to support the Mackenzie Valley Pipeline or other alternative pipeline projects.

INDUSTRIAL INITIATIVES

DIAVIK COMMUNITY ADVISORY BOARD

Purpose

To allow for operation of the Diavik Community Advisory Board (DCAB), established pursuant to the Diavik Socio-Economic Monitoring Agreement (SEMA) to monitor commitments made in the Diavik SEMA.

Eligibility

Funding is directed to DCAB

Grant/Contribution

Contribution

Maximum Amount Available Per Applicant

Reviewed every three years

Program Budget

\$180,000 for the 2013/2014 fiscal year

Program Manager

Industrial Initiatives

Policy Authority

Authority for contribution was established through GNWT signature of the Diavik SEMA

Application Process

Diavik and the GNWT jointly fund DCAB. DCAB submits a proposed work plan/budget for approval every three years. The SEMA describes the mandate and role of DCAB.

Results Reporting

DCAB provides advice to the Parties to the SEMA about how the SEMA is implemented. DCAB has the authority to recommend changes to help the SEMA achieve its intended results and provides a way for communities to comment on impacts from the Diavik Project. DCAB was allocated \$90,000 in 2013/2014. Under the Contribution Agreement, DCAB is required to provide:

- Audited financial statements showing how funds were spent;
- An Annual Report;
- A list of Board meetings and purpose of each meeting; and
- A status report on work plans approved pursuant to the SEMA.

The funding enables communities in the Slave geological region to collect information about community impacts in a consistent way. This helps DCAB to review and compare community-driven indicators across a broad geographic area and cultural groups. This work ensures community involvement in industrial monitoring. DCAB is made up of representatives from the Yellowknives Dene First Nation, Lutsel K'e Dene First Nation, Kitikmeot Inuit Association, North Slave Métis Alliance, Diavik Diamond Mines Inc. (DDMI), and the GNWT. DCAB reviews reports from the GNWT and DDMI, and provides input on a variety of issues arising from the Diavik Project.

APPENDIX A

SUPPORT FOR ENTREPRENEURS AND ECONOMIC DEVELOPMENT (SEED) POLICY

SEED POLICY SUMMARY REPORT BY REGION

2013/2014 FISCAL YEAR

**Support for Entrepreneur and Economic Development Policy
Industry, Tourism and Investment 2013/2014**

Region:

Beaufort Delta

1	1	Aklavik Development Corporation Entrepreneur Support	Aklavik	\$15,000
2	2	Akoakhion, Mary Okok Micro Business	Ulukhaktok	\$587
3	3	Akoaksion, Lucy Margaret Micro Business	Ulukhaktok	\$446
4	4	Akoaksion, Mary O. Micro Business	Ulukhaktok	\$961
5	5	Alanak, Maggie Micro Business	Ulukhaktok	\$713
6	6	Alikamik, Buddy Micro Business	Ulukhaktok	\$1,417
7	7	Alikamik, Lisa Micro Business	Ulukhaktok	\$825
8	8	Amos, Bambi Laine Micro Business	Sachs Harbour	\$927
9	9	Amos, Beverly May Micro Business	Sachs Harbour	\$861
10	10	Andre, May Mary Micro Business	Fort McPherson	\$801
11	11	Arctic Image Festival Society, The Community Economic Development	Inuvik	\$25,000
12	12	Arey, Elizabeth Alice Louie Micro Business	Tuktoyaktuk	\$1,579
13	13	Chicksi, Bertha Micro Business	Tuktoyaktuk	\$1,042
14	14	Cockney, Julia C. Micro Business	Tuktoyaktuk	\$480
15	15	Designated Gwich'in Organization Community Economic Development	Fort McPherson	\$53,649

Support for Entrepreneur and Economic Development Policy Industry, Tourism and Investment 2013/2014

Region:

Beaufort Delta

16	16	Dinjii Zhuh Trucking Ltd. Business Intelligence and Networking	Fort McPherson	\$2,164
17	17	E Gruben's Transport Ltd. Sector Support	Tuktoyaktuk	\$18,061
18	18	Eagle Maintenance Services Entrepreneur Support	Inuvik	\$3,675
19	19	Elanik, Lorainna Margaret Joyce Micro Business	Sachs Harbour	\$761
20	20	End of the Road Music Festival Community Economic Development	Inuvik	\$25,000
21	21	Firewalker NWT Business Intelligence and Networking	Inuvik	\$5,050
22	22	Firth, Donna Micro Business	Inuvik	\$1,778
23	23	Francis, Tracey Bella Mable Micro Business	Fort McPherson	\$1,964
24	24	Frederick, Brandon M. Entrepreneur Support	Inuvik	\$9,536
25	25	Goose, Leanne Maidie Business Intelligence and Networking	Inuvik	\$3,455
26	26	Goose, Rex G. Micro Business	Ulukhaktok	\$441
27	27	Gordon, Patrick Micro Business	Inuvik	\$201
28	28	Great Northern Arts Festival Community Economic Development	Inuvik	\$25,190
29	29	Green, Lily Ann Micro Business	Paulatuk	\$1,188
30	30	Gruben, Fred Micro Business	Tuktoyaktuk	\$976

Support for Entrepreneur and Economic Development Policy Industry, Tourism and Investment 2013/2014

Region:

Beaufort Delta

31	31	Gruben, John Lawrence Micro Business	Inuvik	\$1,296
32	32	Gruben, Karen Micro Business	Tuktoyaktuk	\$1,075
33	33	Gruben, Morgan Leigh Micro Business	Tuktoyaktuk	\$1,004
34	34	Gruben, Terri Amber Lennie Micro Business	Tuktoyaktuk	\$1,499
35	35	Gully, Debbie Marilyn Micro Business	Inuvik	\$2,257
36	36	Gwich'in Development Corporation Community Economic Development	Inuvik	\$10,023
37	37	Gwich'in Renewable Resource Board Business Intelligence and Networking	Inuvik	\$3,000
38	38	Gwich'in Tribal Council Business Intelligence and Networking	Beaufort Delta Region	\$8,333
39	39	Gwichya Gwich'in Band Community Economic Development	Tsiigehtchic	\$29,078
40	40	Hamlet of Aklavik Community Economic Development	Aklavik	\$1,782
41	41	Hamlet of Tuktoyaktuk Community Economic Development	Tuktoyaktuk	\$21,850
42	42	Hamlet of Ulukhaktok Community Economic Development	Ulukhaktok	\$15,062
43	43	Haogak, Betty Micro Business	Sachs Harbour	\$806
44	44	Harrison, Jimmy Harold Entrepreneur Support	Inuvik	\$6,611
45	45	Illasiak, Jacinta Rose Micro Business	Paulatuk	\$1,020

**Support for Entrepreneur and Economic Development Policy
Industry, Tourism and Investment 2013/2014**

Region:

Beaufort Delta

46	46	Inuaslurak, Hester Vera Lena Sector Support	Inuvik	\$327
47	47	Inukshook Catering Micro Business	Inuvik	\$3,840
48	48	Inuktalik, Kate Micro Business	Ulukhaktok	\$1,061
49	49	Inuialuit Community Economic Community Economic Development	Inuvik	\$28,709
50	50	Inuvik Curling Club Community Economic Development	Inuvik	\$6,843
51	51	Inuvik Youth Center Society Community Economic Development	Inuvik	\$25,245
52	52	J & L Transport Ltd. Entrepreneur Support	Tuktoyaktuk	\$30,000
53	53	Joss, Celine T. R. Micro Business	Ulukhaktok	\$2,909
54	54	Joss, Kimberly A. Micro Business	Ulukhaktok	\$842
55	55	Kagyut, Ashley Estelle Micro Business	Ulukhaktok	\$768
56	56	Kallak, Ron G. Micro Business	Ulukhaktok	\$375
57	57	Kanayok, Margaret Micro Business	Ulukhaktok	\$1,008
58	58	Kanayok, Shannon Micro Business	Ulukhaktok	\$1,126
59	59	Kaodloak, Alice Micro Business	Ulukhaktok	\$884
60	60	Kataoyak, Effie Micro Business	Ulukhaktok	\$2,008

Support for Entrepreneur and Economic Development Policy Industry, Tourism and Investment 2013/2014

Region:

Beaufort Delta

61	61	Kataoyak, Florence Micro Business	Ulukhaktok	\$2,809
62	62	Katigakyok, Catherine Micro Business	Tuktoyaktuk	\$1,044
63	63	KDN Contracting Sector Support	Paulatuk	\$3,035
64	64	Kendi, Andrew Micro Business	Inuvik	\$3,180
65	65	Kendi, Norman Micro Business	Aklavik	\$880
66	66	Kikoak, Tina R. Micro Business	Tuktoyaktuk	\$1,171
67	67	Kiluit Sewing Group Community Economic Development	Sachs Harbour	\$11,080
68	68	Kimiksana, Alice Otoayahok Micro Business	Inuvik	\$1,285
69	69	Kitekudlak, Helen Sanikpiaq Micro Business	Ulukhaktok	\$1,172
70	70	Kitekudlak, Karen R Micro Business	Ulukhaktok	\$3,278
71	71	Kitekudlak, Michelle Micro Business	Ulukhaktok	\$804
72	72	Klengenberg, Crystal Micro Business	Tuktoyaktuk	\$782
73	73	Klengenberg, Elsie Micro Business	Ulukhaktok	\$902
74	74	Klengenberg, Laverna Micro Business	Ulukhaktok	\$1,478
75	75	Kongayona, Zane Micro Business	Ulukhaktok	\$504

Support for Entrepreneur and Economic Development Policy Industry, Tourism and Investment 2013/2014

Region:

Beaufort Delta

76	76	Kudlak, Brian Hokayok Micro Business	Ulukhaktok	\$1,159
77	77	Kudlak, Richard Adam Micro Business	Ulukhaktok	\$4,000
78	78	Kuptana, David Entrepreneur Support	Ulukhaktok	\$1,420
79	79	KUTNY, Les Community Economic Development	Inuvik	\$5,879
80	80	Lannon, Paula E. Micro Business	Inuvik	\$1,500
81	81	Lucas, Samantha Micro Business	Sachs Harbour	\$899
82	82	McKay, Sarah Micro Business	Tuktoyaktuk	\$1,215
83	83	Mitchell, Wayne P.G. Micro Business	Inuvik	\$3,296
84	84	Nigiyok, Louise E. Micro Business	Ulukhaktok	\$1,702
85	85	Nigiyok, Mabel Micro Business	Ulukhaktok	\$603
86	86	Norman, Donna Lucy Micro Business	Tsiigehtchic	\$2,080
87	87	Northwind Industries Ltd. Sector Support	Inuvik	\$25,000
88	88	Notaina, Margaret Micro Business	Ulukhaktok	\$775
89	89	Okheena, Adele Marie Micro Business	Ulukhaktok	\$1,361
90	90	Okheena, Denise Entrepreneur Support	Ulukhaktok	\$4,659

Support for Entrepreneur and Economic Development Policy Industry, Tourism and Investment 2013/2014

Region:

Beaufort Delta

91	91	Okheena, Jane Ekootak Micro Business	Ulukhaktok	\$1,049
92	92	Okheena, Mary T. Micro Business	Ulukhaktok	\$930
93	93	Olifie, Gilbert G.O. Micro Business	Ulukhaktok	\$1,004
94	94	Olifie, Larry Entrepreneur Support	Ulukhaktok	\$15,000
95	95	Oliktoak, Cynthia Micro Business	Ulukhaktok	\$347
96	96	Oloakyok, Sandra Rose Micro Business	Ulukhaktok	\$722
97	97	Ovilok, Lori Micro Business	Ulukhaktok	\$897
98	98	PC Construction Ltd. Entrepreneur Support	Inuvik	\$5,250
99	99	Pokiak, Charles Entrepreneur Support	Tuktoyaktuk	\$5,683
100	100	Raddi, Eva Micro Business	Tuktoyaktuk	\$743
101	101	Rat River Development Corporation Community Economic Development	Fort McPherson	\$21,440
102	102	Robins, William H. Sector Support	Inuvik	\$1,428
103	103	Roland, John Simon Micro Business	Inuvik	\$4,500
104	104	Ruben, Molly Ann Micro Business	Paulatuk	\$1,267
105	105	Sachs Harbour Hunters & Community Economic Development	Sachs Harbour	\$18,520

Support for Entrepreneur and Economic Development Policy Industry, Tourism and Investment 2013/2014

Region:

Beaufort Delta

106	106	Snowshoe, Martha Ellen Micro Business	Fort McPherson	\$1,008
107	107	Snowshoe, Waylon Entrepreneur Support	Fort McPherson	\$12,000
108	108	Stewart, Cynthia Mae Micro Business	Inuvik	\$1,239
109	109	Stewart, Ida Micro Business	Fort McPherson	\$813
110	110	Taylor, Troy Andrew Micro Business	Tuktoyaktuk	\$888
111	111	Teddy, Charmaine Micro Business	Tuktoyaktuk	\$891
112	112	Town of Inuvik Community Economic Development	Inuvik	\$17,117
113	113	Tsiigehtchic Charter Community Community Economic Development	Tsiigehtchic	\$5,560
114	114	Tuktoyaktuk Community Corporation Community Economic Development	Tuktoyaktuk	\$4,882
115	115	Ulukhaktok Community Corporation Community Economic Development	Ulukhaktok	\$4,899
116	116	Ulukhaktok Development Entrepreneur Support	Ulukhaktok	\$4,319
117	117	Western Arctic Business Community Economic Development	Inuvik	\$910
118	118	Wilson, Helen Maureen Micro Business	Fort McPherson	\$597
119	119	Wolki, Dorothy Micro Business	Tuktoyaktuk	\$626
120	120	Wolki, Jennifer Micro Business	Tuktoyaktuk	\$1,508

Funding: \$639,361

**Support for Entrepreneur and Economic Development Policy
Industry, Tourism and Investment 2013/2014**

Region:

DehCho

121	1	4498828 Canada Inc. Entrepreneur Support	Fort Simpson	\$5,000
122	2	506535 NWT Inc. Entrepreneur Support	Fort Simpson	\$10,528
123	3	6395 NT INC Entrepreneur Support	Fort Simpson	\$10,800
124	4	Acho Dene Koe First Nation Entrepreneur Support	Fort Liard	\$15,000
125	5	Anderson Estates Entrepreneur Support	Fort Simpson	\$10,080
126	6	Antoine, Gerald R. Business Intelligence and Networking	Fort Simpson	\$738
127	7	B & P Enterprises Entrepreneur Support	Nahanni Butte	\$12,345
128	8	Beaver Enterprises Limited Entrepreneur Support	Fort Liard	\$15,000
129	9	Beavertail Jamboree Organizing Community Economic Development	Fort Simpson	\$10,716
130	10	Betsaka, James Micro Business	Nahanni Butte	\$2,500
131	11	Blyth and Bathe Inc. Business Intelligence and Networking	Fort Simpson	\$2,381
132	12	Byatt Consulting Entrepreneur Support	Fort Simpson	\$11,877
133	13	Cazon, Mary Jane Micro Business	Fort Simpson	\$1,500
134	14	Cli, Flora Micro Business	Nahanni Butte	\$384
135	15	D'Arcy Moses Apparel Entrepreneur Support	Wrigley	\$940

Support for Entrepreneur and Economic Development Policy Industry, Tourism and Investment 2013/2014

Region: DehCho

136	16	Deh Cho Divisional Education Community Economic Development	Fort Simpson	\$4,000
137	17	Deh Cho First Nations Community Economic Development	Fort Simpson	\$29,320
138	18	Deh Cho Friendship Centre (IEA)PromoArts&Crafts Prod O&M	Fort Simpson	\$5,000
139	19	DL Contracting Entrepreneur Support	Fort Simpson	\$8,549
140	20	Drake, Martha Micro Business	Fort Simpson	\$710
141	21	Ehmbee Ltd. Entrepreneur Support	Fort Simpson	\$30,000
142	22	Electric Indian Welding Entrepreneur Support	Fort Simpson	\$20,000
143	23	Figure 8 Limited Entrepreneur Support	Fort Simpson	\$15,000
144	24	Fort Simpson Chamber of Commerce Business Intelligence and Networking	Fort Simpson	\$3,163
145	25	Fort Simpson Community Garden Society Community Economic Development	Fort Simpson	\$4,300
146	26	Fort Simpson Historical Society Entrepreneur Support	Fort Simpson	\$30,175
147	27	Fort Simpson Recreation Society Community Economic Development	Fort Simpson	\$24,148
148	28	Grossetete, Gloria Delores Micro Business	Fort Liard	\$315
149	29	Grossetete, Jane A. Micro Business	Fort Simpson	\$1,560
150	30	Hannaford Naturopathic Clinic Entrepreneur Support	Fort Simpson	\$5,234

**Support for Entrepreneur and Economic Development Policy
Industry, Tourism and Investment 2013/2014**

Region:

DehCho

151	31	Jean Marie River Dene Dev. Corp. Entrepreneur Support	Fort Simpson	\$6,000
152	32	Jean Marie River First Nation Community Economic Development	Jean Marie River	\$25,000
153	33	Jumbo, Carilyn Lee Micro Business	Trout Lake	\$2,000
154	34	Jumbo, Tony Micro Business	Trout Lake	\$5,000
155	35	K'i yeli Translation Interpreting & Entrepreneur Support	Fort Simpson	\$8,000
156	36	Kotchea, Catherine Marie Micro Business	Fort Liard	\$1,159
157	37	Kotchea, Helene Micro Business	Trout Lake	\$325
158	38	Kotchea, Neil Micro Business	Fort Liard	\$1,680
159	39	Lamalice, Valerie Joyce Micro Business	Trout Lake	\$2,200
160	40	Liard Valley General Store & Entrepreneur Support	Fort Liard	\$8,424
161	41	Liidlil Kue First Nation Community Economic Development	Fort Simpson	\$20,098
162	42	Liidlil Kue Society Entrepreneur Support	Fort Simpson	\$15,000
163	43	Lisa's Entrepreneur Support	Fort Simpson	\$4,480
164	44	Mandeville, Mike Joseph Micro Business	Fort Simpson	\$5,000
165	45	McInnis-Wharton, Jennifer-Lynn Micro Business	Fort Simpson	\$4,500

**Support for Entrepreneur and Economic Development Policy
Industry, Tourism and Investment 2013/2014**

Region: DehCho

166	46	Mike's Tourism and Expediting Services Entrepreneur Support	Wrigley	\$11,839
167	47	Naha Dehe Development Corporation Entrepreneur Support	Nahanni Butte	\$14,478
168	48	Nahanni Butte Dene Band Business Intelligence and Networking	Nahanni Butte	\$5,126
169	49	Nahanni Butte General Store Ltd. Entrepreneur Support	Nahanni Butte	\$29,800
170	50	Nahanni Mountain Lodge Ltd. Entrepreneur Support	Fort Simpson	\$37,418
171	51	Neo Spective Entrepreneur Support	Fort Simpson	\$4,300
172	52	New Standard Construction Ltd. Sector Support	Fort Simpson	\$18,344
173	53	Neyelle, Mary Micro Business	Wrigley	\$1,451
174	54	Nogha Enterprises Ltd. Entrepreneur Support	Fort Simpson	\$34,419
175	55	North Nahanni Naturalist Lodge Ltd. Entrepreneur Support	Fort Simpson	\$13,089
176	56	Open Sky Creative Society (IEA)PromoArts&Crafts Prod O&M	Fort Simpson	\$35,626
177	57	O'Rourke Construction Entrepreneur Support	Fort Simpson	\$15,000
178	58	Pehdzeh Ki First Nation Community Economic Development	Wrigley	\$15,793
179	59	Perigrine Productions Entrepreneur Support	Fort Simpson	\$5,353
180	60	Riverside Marine Entrepreneur Support	Fort Simpson	\$4,800

**Support for Entrepreneur and Economic Development Policy
Industry, Tourism and Investment 2013/2014**

Region:

DehCho

181	61	Riverside Mobile Grill Entrepreneur Support	Fort Simpson	\$15,000
182	62	Sadee Resource Services Entrepreneur Support	Fort Simpson	\$6,150
183	63	Sambaa K'e Dene Band Business Intelligence and Networking	Trout Lake	\$9,000
184	64	Sambaa K'e Development Corporation Entrepreneur Support	Trout Lake	\$11,040
185	65	Sanguiez, Stefanie Camilla Micro Business	Jean Marie River	\$4,797
186	66	Sanguiez, Vanessa Bell Micro Business	Jean Marie River	\$2,500
187	67	Shehtah Financial Managment Entrepreneur Support	Fort Simpson	\$14,800
188	68	Simpson Air 1981 Ltd. Entrepreneur Support	Fort Simpson	\$29,400
189	69	South Nahanni Airways Entrepreneur Support	Fort Simpson	\$5,460
190	70	SSR Contracting Micro Business	Fort Simpson	\$4,990
191	71	Tale, Charlie Herron Micro Business	Wrigley	\$3,500
192	72	Thomas Simpson School (IEA)PromoArts&Crafts Prod O&M	Fort Simpson	\$7,632
193	73	Trail River Timber Entrepreneur Support	Fort Simpson	\$8,755
194	74	Tsetso, Francis Richard Micro Business	Fort Simpson	\$656
195	75	Village of Fort Simpson Community Economic Development	Fort Simpson	\$23,031

Funding: \$793,677

Support for Entrepreneur and Economic Development Policy Industry, Tourism and Investment 2013/2014

Region:

North Slave

196	1	Adzin, Lena Micro Business	Behchoko	\$1,000
197	2	Adzin, Patrick Micro Business	Behchoko	\$561
198	3	Akaitcho Bay Trucking Ltd. Entrepreneur Support	Detah	\$15,000
199	4	Anahata Yoga Therapy Entrepreneur Support	Yellowknife	\$9,160
200	5	Arctic Home Mortgages Ltd. Entrepreneur Support	Yellowknife	\$17,000
201	6	Ashoona Family Studio Entrepreneur Support	Yellowknife	\$6,300
202	7	Beaulieu, Angus Louis Micro Business	Behchoko	\$1,860
203	8	Beaverho, Archie Micro Business	Behchoko	\$1,555
204	9	Behchoko Towing Entrepreneur Support	Behchoko	\$15,000
205	10	Bella Dance Academy Entrepreneur Support	Yellowknife	\$14,875
206	11	Benoit, France Entrepreneur Support	Yellowknife	\$26,060
207	12	Bisson, Roger Micro Business	Yellowknife	\$5,000
208	13	Blechert, Caroline Nicole Micro Business	Yellowknife	\$1,300
209	14	Canadian Championship Dog Derby Community Economic Development	Yellowknife	\$5,600
210	15	City of Yellowknife Community Economic Development	Yellowknife	\$25,000

**Support for Entrepreneur and Economic Development Policy
Industry, Tourism and Investment 2013/2014**

Region: North Slave

211	16	Cox, Mary Micro Business	Yellowknife	\$2,374
212	17	Debogorski, Alexander Stanislaus Jr. Entrepreneur Support	Yellowknife	\$15,000
213	18	Denesoline Corporation Ltd. Community Economic Development	Yellowknife	\$25,000
214	19	Deton'Cho Corporation Community Economic Development	Yellowknife	\$2,800
215	20	Dewar, Lane Micro Business	Yellowknife	\$5,000
216	21	Douglas, Caroline Micro Business	Behchoko	\$1,500
217	22	Duchene, Natasha Micro Business	Yellowknife	\$2,278
218	23	Ekendia, Nora C. Micro Business	Behchoko	\$2,231
219	24	Enodah Wilderness Travel Entrepreneur Support	Ndilo	\$15,000
220	25	Folk On The Rocks Community Economic Development	Yellowknife	\$4,375
221	26	Graham, Janna Business Intelligence and Networking	Yellowknife	\$5,597
222	27	Happy Pooch Grooming & Pet Services Business Intelligence and Networking	Yellowknife	\$3,000
223	28	Hearne Lake Lodge Ltd. Entrepreneur Support	Yellowknife	\$12,200
224	29	Huskey, Mabel Mary Micro Business	Behchoko	\$1,800
225	30	Jaud, Jeremy (IEA)PromoArts&Crafts Prod O&M	Yellowknife	\$1,500

**Support for Entrepreneur and Economic Development Policy
Industry, Tourism and Investment 2013/2014**

Region:

North Slave

226	31	Johnson, Lesley Ann Entrepreneur Support	Yellowknife	\$11,491
227	32	Kendrick, Wayne Micro Business	Yellowknife	\$5,000
228	33	Kerry's Salvage & Firewood Entrepreneur Support	Yellowknife	\$15,000
229	34	Ko Energy Business Intelligence and Networking	Yellowknife	\$2,120
230	35	Long John Jamboree Community Economic Development	Yellowknife	\$10,000
231	36	Look, Jamie Marie Entrepreneur Support	Yellowknife	\$8,930
232	37	Lutsel K'e Dene First Nation Community Economic Development	Lutsel K'e	\$7,831
233	38	MacDougall, Kelsey Laurene Chadwick Micro Business	Yellowknife	\$5,000
234	39	Mantla, Mason Micro Business	Behchoko	\$3,500
235	40	Mantla, William M. Micro Business	Behchoko	\$3,124
236	41	Maximum Limit Productions Entrepreneur Support	Yellowknife	\$22,742
237	42	Melton, Betty Micro Business	Yellowknife	\$5,000
238	43	Meyer, Summer Claire Entrepreneur Support	Yellowknife	\$2,218
239	44	Nitsiza, Frankie Joe Micro Business	WhaTi	\$520
240	45	Nitsiza, Monique Micro Business	WhaTi	\$745

**Support for Entrepreneur and Economic Development Policy
Industry, Tourism and Investment 2013/2014**

Region: North Slave

241	46	North Slave Metis Alliance Community Economic Development	Yellowknife	\$4,000
242	47	Northern Exposure Entrepreneur Support	Behchoko	\$15,000
243	48	Northern Frontier Visitors Assoc. Community Economic Development	Yellowknife	\$50,000
244	49	Northern Youth Leadership Society Community Economic Development	Yellowknife	\$3,179
245	50	Old Town Community Association Community Economic Development	Yellowknife	\$10,000
246	51	Olifie, Janine Micro Business	Yellowknife	\$1,000
247	52	Open Water Charters Inc Entrepreneur Support	Yellowknife	\$6,195
248	53	Our Video Store Entrepreneur Support	Yellowknife	\$9,815
249	54	Pamplin, Terrance Edwin Entrepreneur Support	Yellowknife	\$9,750
250	55	Paul Bros Nextreme Inc. Entrepreneur Support	Yellowknife	\$4,774
251	56	Ptarmicon Community Economic Development	Yellowknife	\$3,500
252	57	Robert, Monique Entrepreneur Support	Yellowknife	(\$1,610)
253	58	Ruben, Nancy Bertha Micro Business	Yellowknife	\$2,638
254	59	Silke, Andrew Jeremy Entrepreneur Support	Yellowknife	\$2,345
255	60	Simpson, Mary Rose Micro Business	Behchoko	\$2,360

**Support for Entrepreneur and Economic Development Policy
Industry, Tourism and Investment 2013/2014**

Region:

North Slave

256	61	Sinclair, Jessica Business Intelligence and Networking	Yellowknife	\$3,115
257	62	Snowking's Winter Festival Community Economic Development	Yellowknife	\$15,000
258	63	Sorensen, Lone Business Intelligence and Networking	Yellowknife	\$4,295
259	64	The J Group Ltd. Entrepreneur Support	Yellowknife	\$11,544
260	65	Tundra Transfer Ltd. Entrepreneur Support	Yellowknife	\$8,000
261	66	VERGECOMMU Business Intelligence and Networking	Yellowknife	\$1,219
262	67	Vital, Christopher Micro Business	Yellowknife	\$1,170
263	68	Walden, Jennifer F. Entrepreneur Support	Yellowknife	\$5,530
264	69	Wedawin, Barbara Micro Business	WhaTi	\$765
265	70	Western Arctic Moving Pictures Community Economic Development	Yellowknife	\$10,000
266	71	Winkler, Marc Entrepreneur Support	Yellowknife	\$3,017
267	72	Woolf, Terry Micro Business	Yellowknife	\$5,000
268	73	X1A Productions Micro Business	Yellowknife	\$3,200
269	74	Yellowknife Artist Run Community Centre Community Economic Development	Yellowknife	\$10,691
270	75	Yellowknife Chamber of Commerce Community Economic Development	Yellowknife	\$15,253

**Support for Entrepreneur and Economic Development Policy
Industry, Tourism and Investment 2013/2014**

Region: North Slave

271	76	Yellowknife Curling Club Community Economic Development	Yellowknife	\$21,000
272	77	Yellowknife Glass Recyclers Entrepreneur Support	Yellowknife	\$15,000
273	78	Yellowknife Tours Ltd. Sector Support	Yellowknife	\$2,100
274	79	YK Ink Community Economic Development	Yellowknife	\$3,910
			Funding:	\$610,901

Support for Entrepreneur and Economic Development Policy Industry, Tourism and Investment 2013/2014

Region:

NWT Pan-Territorial

275	1	CDETNO Community Economic Development	Corporate	\$27,217
276	2	Denendeh Investments Inc. Community Economic Development	Corporate	\$29,000
277	3	Inuit Tapiriit Kanatami Community Economic Development	Corporate	\$25,000
278	4	Music NWT (RAANT) Community Economic Development	Corporate	\$15,000
279	5	Northern Arts & Cultural Centre Community Economic Development	Corporate	\$6,806
280	6	NWT Chamber of Commerce Community Economic Development	Corporate	\$94,294
281	7	NWT Community Futures Association Community Economic Development	Corporate	\$5,725
282	8	NWT Professional Media Association Business Intelligence and Networking	Corporate	\$13,000
283	9	UpHere Publishing Ltd. Community Economic Development	Corporate	\$25,000
284	10	Western Arctic Moving Pictures Community Economic Development	Corporate	\$20,000
285	11	Yellowknife Chamber of Commerce Community Economic Development	Corporate	\$12,000
			Funding:	\$273,042

**Support for Entrepreneur and Economic Development Policy
Industry, Tourism and Investment 2013/2014**

Region:

Sahtu

286	1	6005 NWT Ltd. Entrepreneur Support	Norman Wells	\$3,991
287	2	Arctic Circle Enterprises Ltd. Entrepreneur Support	Fort Good Hope	\$5,074
288	3	Baton, Cecilia Micro Business	Deline	\$2,000
289	4	Bear Rock Taxi & Transportation Services Entrepreneur Support	Tulita	\$15,000
290	5	Behdzi Ahda First Nation Sector Support	Colville Lake	\$19,148
291	6	Berah Gutone Tue Enterprises Ltd. Entrepreneur Support	Colville Lake	\$11,880
292	7	Betsidea, Arsenne Micro Business	Deline	\$5,000
293	8	Bezha, Denise Micro Business	Deline	\$5,000
294	9	Bezha, Veronique Micro Business	Deline	\$5,000
295	10	Blanco, John Jr. Micro Business	Colville Lake	\$2,956
296	11	Charter Community of Deline Entrepreneur Support	Deline	\$15,000
297	12	Deline First Nation Community Economic Development	Deline	\$49,000
298	13	Elemie, Georgina Micro Business	Deline	\$5,000
299	14	Elemie, Judy Marie Micro Business	Deline	\$1,116
300	15	Energy North Corporation Entrepreneur Support	Norman Wells	\$13,799

**Support for Entrepreneur and Economic Development Policy
Industry, Tourism and Investment 2013/2014**

Region: Sahtu

301	16	Far North Paintball Entrepreneur Support	Tulita	\$15,000
302	17	Fort Good Hope Renewable Resources Business Intelligence and Networking	Fort Good Hope	\$3,693
303	18	Grey Goose Lodge Ltd. Community Economic Development	Norman Wells	\$25,000
304	19	Horassi, Florence M. Micro Business	Tulita	\$5,000
305	20	Horassi, Robert Micro Business	Tulita	\$5,000
306	21	K'asho Got'ine Charter Community Sector Support	Fort Good Hope	\$42,796
307	22	Kochon, Jimmy Micro Business	Colville Lake	\$3,361
308	23	Kochon, Joey Micro Business	Colville Lake	\$2,986
309	24	Kochon, Wilbert Micro Business	Colville Lake	\$1,330
310	25	Lennie, Sarah Micro Business	Tulita	\$1,200
311	26	Little Dipper Cartage & Services Entrepreneur Support	Fort Good Hope	\$12,000
312	27	MacKeinzo, Valerie Adele Micro Business	Deline	\$3,000
313	28	Manuel, Bobby Micro Business	Colville Lake	\$1,000
314	29	McCoy Enterprises Ltd. Entrepreneur Support	Norman Wells	\$15,000
315	30	McNeely, James Stanley Micro Business	Fort Good Hope	\$5,000

Support for Entrepreneur and Economic Development Policy Industry, Tourism and Investment 2013/2014

Region:

Sahtu

316	31	MeckCon Services Ltd. Entrepreneur Support	Deline	\$9,434
317	32	Menacho, Bella Micro Business	Deline	\$5,000
318	33	Menacho, Helen Micro Business	Deline	\$5,000
319	34	Mendo, Maurice Micro Business	Tulita	\$3,000
320	35	Modeste, Bobby Micro Business	Deline	\$5,000
321	36	Mountain River Outdoor Adventures Entrepreneur Support	Norman Wells	\$18,000
322	37	Naedzo-Kenny, Elaine Micro Business	Deline	\$5,000
323	38	Ne'Rahten Development Ltd. Community Economic Development	Fort Good Hope	\$27,391
324	39	Norman Wells & District Chamber of Business Intelligence and Networking	Norman Wells	\$5,106
325	40	Norman Wells Land Corporation Community Economic Development	Norman Wells	\$22,771
326	41	Northbound Contractors Entrepreneur Support	Colville Lake	\$14,787
327	42	North-Wright Airways Ltd. Sector Support	Norman Wells	\$15,600
328	43	Orlias, Dakota Micro Business	Colville Lake	\$4,882
329	44	Rabisca, Camilla Micro Business	Fort Good Hope	\$5,000
330	45	Rabisca, Joseph Micro Business	Fort Good Hope	\$5,000

Support for Entrepreneur and Economic Development Policy Industry, Tourism and Investment 2013/2014

Region: **Sahtu**

331	46	Royal Canadian Legion Entrepreneur Support	Norman Wells	\$13,560
332	47	Royal Mackenzie Catering Ltd. Entrepreneur Support	Norman Wells	\$15,000
333	48	Sahtu Dene Inn Inc. Community Economic Development	Norman Wells	\$25,000
334	49	Sahtu Logistics Ltd Entrepreneur Support	Tulita	\$12,012
335	50	Sahtu Safety and Environmental Services Entrepreneur Support	Tulita	\$15,000
336	51	Sue Wright Photography Micro Business	Norman Wells	\$5,000
337	52	Takazo, Daniel Alexander Micro Business	Deline	\$5,000
338	53	Takazo, Elizabeth D. Micro Business	Deline	\$1,243
339	54	Takazo, Rosie Micro Business	Deline	\$3,307
340	55	Taniton, Jane Micro Business	Deline	\$3,936
341	56	Techi?Q Ltd. Sector Support	Deline	\$648
342	57	Tee Jay Contracting Inc. Entrepreneur Support	Fort Good Hope	\$15,000
343	58	Town of Norman Wells Community Economic Development	Norman Wells	\$11,220
344	59	Tulita Dene Band Community Economic Development	Tulita	\$20,000
345	60	Tulita Land Corporation Entrepreneur Support	Tulita	\$15,000

**Support for Entrepreneur and Economic Development Policy
Industry, Tourism and Investment 2013/2014**

Region:

Sahtu

346	61	Tutcho, Cecilia Micro Business	Deline	\$3,164
347	62	Tutcho, Daniel Micro Business	Colville Lake	\$5,000
348	63	Tutcho, Kyle Micro Business	Colville Lake	\$5,000
349	64	Widow, Mildred Micro Business	Tulita	\$5,000
350	65	Wright's Convenience Store Entrepreneur Support	Tulita	\$21,650
351	66	Yukon, Bernadette Baton Micro Business	Deline	\$5,000

Funding: \$657,041

**Support for Entrepreneur and Economic Development Policy
Industry, Tourism and Investment 2013/2014**

Region:

South Slave

352	1	5730 NWT Ltd. Entrepreneur Support	Hay River	\$10,850
353	2	Alcantara Outfitting Entrepreneur Support	Fort Smith	\$12,000
354	3	Beaulieu, Louie Micro Business	Fort Smith	\$5,000
355	4	Beaulieu, Louise Nora Micro Business	Fort Smith	\$2,900
356	5	Beck, Stanley Micro Business	Fort Resolution	\$5,000
357	6	Benwell, Evelyn Micro Business	Fort Smith	\$1,465
358	7	Big River Service Centre L.P. Entrepreneur Support	Fort Providence	\$30,000
359	8	Blyth and Bathe Inc. Entrepreneur Support	Fort Smith	\$10,050
360	9	Bonnetrouge, Carol Micro Business	Fort Providence	\$4,000
361	10	Bonnetrouge, Marilyn Micro Business	Fort Providence	\$5,000
362	11	Canoe Arctic Inc. Entrepreneur Support	Fort Smith	\$15,000
363	12	Canoe North Entrepreneur Support	Hay River	\$3,000
364	13	Christie, James Allen Entrepreneur Support	Fort Providence	\$30,000
365	14	Clarke, Genevieve Entrepreneur Support	Enterprise	\$3,760
366	15	Concept Energy Services Ltd. Entrepreneur Support	Hay River	\$10,500

**Support for Entrepreneur and Economic Development Policy
Industry, Tourism and Investment 2013/2014**

Region: South Slave

367	16	Deh Gah Bridge Ltd. Entrepreneur Support	Fort Providence	\$11,365
368	17	Deh Gah Dog Musers Club Community Economic Development	Fort Providence	\$7,624
369	18	Deh Gah Got'ie First Nation Community Economic Development	Fort Providence	\$20,731
370	19	Delorme, Alicea Micro Business	Fort Resolution	\$5,000
371	20	Deninu K'ue Development Corporation Entrepreneur Support	Fort Resolution	\$18,000
372	21	Deninu Ku'e First Nations Community Economic Development	Fort Resolution	\$23,083
373	22	Deninu K'ue Holdings Ltd. Entrepreneur Support	Fort Resolution	\$21,000
374	23	Detan' Cho Tourist Camp Entrepreneur Support	Fort Resolution	\$15,937
375	24	DeWolf Artworks Entrepreneur Support	Fort Smith	\$4,394
376	25	DeWolf, Christine Marie Micro Business	Fort Smith	\$1,485
377	26	Dixon, Betty Micro Business	Fort Smith	\$5,000
378	27	Elleze, Geraldine Micro Business	Fort Providence	\$1,500
379	28	Elleze, Mary Agnes Micro Business	Fort Providence	\$5,000
380	29	Engen, Gerard Entrepreneur Support	Hay River	\$12,899
381	30	Fabian, Lyle J. Entrepreneur Support	Hay River Reserve	\$12,000

**Support for Entrepreneur and Economic Development Policy
Industry, Tourism and Investment 2013/2014**

Region:

South Slave

382	31	Fine Arts Council of Thebacha Community Economic Development	Fort Smith	\$6,500
383	32	Fort Providence Metis Council Community Economic Development	Fort Smith	\$20,000
384	33	Fort Providence Snowmobile Club Community Economic Development	Fort Providence	\$8,400
385	34	Fort Smith Metis Council Community Economic Development	Fort Smith	\$4,000
386	35	Fort Smith Ski Club Community Economic Development	Fort Smith	\$7,693
387	36	Fournier, Victor Ricky Entrepreneur Support	Kakisa	\$4,000
388	37	Gargan, Eric Paul Entrepreneur Support	Fort Providence	\$4,000
389	38	Gargan, Mary Ann Micro Business	Fort Providence	\$838
390	39	Gateway Jamboree Committee Community Economic Development	Fort Smith	\$6,000
391	40	GL Workwear Inc. Entrepreneur Support	Hay River	\$6,825
392	41	Hachey, Lucas Business Intelligence and Networking	Hay River	\$2,197
393	42	Hachey, Mason Eugene Business Intelligence and Networking	Hay River	\$2,197
394	43	Hall, Robyn L. Entrepreneur Support	Fort Smith	\$3,495
395	44	Hay River Chamber of Commerce Community Economic Development	Hay River	\$26,881
396	45	Hay River Early Music Society Community Economic Development	Hay River	\$5,000

**Support for Entrepreneur and Economic Development Policy
Industry, Tourism and Investment 2013/2014**

Region: South Slave

397	46	Hay River Homecoming 2013 Community Economic Development	Hay River	\$25,000
398	47	Hay River Music Arts and Culture Society Community Economic Development	Hay River	\$19,726
399	48	Hay River Off Road Recreational Society Community Economic Development	Hay River	\$25,000
400	49	Hay River Poultry Farms Ltd. Entrepreneur Support	Hay River	\$12,643
401	50	Hobart & Mum Inc. Entrepreneur Support	Fort Smith	\$5,000
402	51	J's Bed & Breakfast Entrepreneur Support	Fort Resolution	\$4,704
403	52	Katlodeeche First Nation Community Economic Development	Hay River Reserve	\$5,000
404	53	Lafferty, Arthur Douglas Micro Business	Fort Resolution	\$1,305
405	54	Lafferty, Eddie Jr. Micro Business	Fort Resolution	\$5,000
406	55	Lafferty, Frank Victor (Rocky) Entrepreneur Support	Fort Resolution	\$7,335
407	56	Lamalice, Doug Norman Micro Business	Hay River Reserve	\$3,600
408	57	Lamalice, Sarah Micro Business	Hay River Reserve	\$524
409	58	Landry, Loretta AL Micro Business	Fort Providence	\$5,000
410	59	Larocque, George Micro Business	Fort Resolution	\$5,000
411	60	Les Norn Contracting Entrepreneur Support	Hay River Reserve	\$4,000

**Support for Entrepreneur and Economic Development Policy
Industry, Tourism and Investment 2013/2014**

Region:

South Slave

412	61	Loon Air Inc. Entrepreneur Support	Fort Smith	\$3,045
413	62	MacDonald, Sonny J. Micro Business	Fort Smith	\$760
414	63	Mackenzie Electric Ltd. Entrepreneur Support	Hay River	\$5,670
415	64	MacLean, Emily Angutimarik Micro Business	Fort Resolution	\$5,000
416	65	Maisonneuve, Shayla Marie Micro Business	Hay River	\$555
417	66	Mandeville, Brett Michael Micro Business	Hay River	\$5,000
418	67	McLeod, Scotty Donald Entrepreneur Support	Fort Providence	\$15,000
419	68	Minoza, Doris Micro Business	Fort Providence	\$5,000
420	69	Minoza, Elizabeth Elise Micro Business	Hay River Reserve	\$4,058
421	70	Nadli, Sheila Marie Micro Business	Fort Providence	\$1,600
422	71	Nixon, Emmanuelle Entrepreneur Support	Fort Smith	\$9,315
423	72	Northern Life Museum Community Economic Development	Fort Smith	\$4,077
424	73	NWT Kayak Association Community Economic Development	Fort Smith	\$7,636
425	74	P & A Office Management Entrepreneur Support	Fort Smith	\$11,659
426	75	Pine Point Reunion Committee Community Economic Development	Hay River	\$4,200

**Support for Entrepreneur and Economic Development Policy
Industry, Tourism and Investment 2013/2014**

Region: South Slave

427	76	Pinnington, Sean Entrepreneur Support	Hay River	\$2,093
428	77	Poison Painting Entrepreneur Support	Hay River	\$15,000
429	78	Polar Pond Hockey Association Community Economic Development	Hay River	\$5,000
430	79	Race Hay River Society Community Economic Development	Hay River	\$5,069
431	80	RC Renovations Entrepreneur Support	Hay River	\$5,670
432	81	Rehm, Malorie Micro Business	Fort Smith	\$3,185
433	82	Rohatyn, Allyn Micro Business	Hay River	\$3,592
434	83	Sabourin, Angie Micro Business	Hay River Reserve	\$2,400
435	84	Sabourin, Hilda Micro Business	Fort Providence	\$2,000
436	85	Sabourin, Rose Micro Business	Hay River Reserve	\$3,198
437	86	Sambelle, Robert Micro Business	Fort Providence	\$950
438	87	Sanderson, James E.B. Micro Business	Fort Resolution	\$5,000
439	88	Sapp, Cameron Andrew Entrepreneur Support	Fort Providence	\$4,000
440	89	Schaefer, Kenneth Micro Business	Fort Smith	\$5,000
441	90	Schaefer, Mary Micro Business	Fort Smith	\$2,548

Support for Entrepreneur and Economic Development Policy Industry, Tourism and Investment 2013/2014

Region:

South Slave

442	91	Simba, Fred Entrepreneur Support	Fort Smith	\$13,200
443	92	Sinclair, Lillian Micro Business	Fort Resolution	\$400
444	93	Soaring Eagle Friendship Centre Community Economic Development	Hay River	\$5,000
445	94	Sunrise Cabinets & Millwork Ltd. Entrepreneur Support	Enterprise	\$8,093
446	95	Talbot, Chris Micro Business	Fort Smith	\$2,122
447	96	Territorial Farmers Association Community Economic Development	Hay River	\$29,000
448	97	Thebacha Business Development Business Intelligence and Networking	Fort Smith	\$29,892
449	98	Thurber-Tsetso, Lisa Entrepreneur Support	Enterprise	\$8,850
450	99	Town of Fort Smith Community Economic Development	Fort Smith	\$30,000
451	100	Town of Hay River Community Economic Development	Hay River	\$14,358
452	101	Undaa Gogah Corporation Business Intelligence and Networking	Fort Providence	\$19,598
453	102	Vandell Ventures Ltd. Entrepreneur Support	Fort Providence	\$5,260
454	103	Young, Laurie Louise Entrepreneur Support	Fort Smith	\$27,883
			Funding:	\$891,341
				\$3,865,363