

2012 / 2013

Grants and Contributions

Results Report

October 31, 2013

TABLE OF CONTENTS

EXECUTIVE SUMMARY:

MINISTER'S MESSAGE	1
PREFACE	2
SUMMARY OF RESULTS	2
MAJOR GRANTS AND CONTRIBUTIONS.....	3
NEW ECONOMIC ENVIRONMENT	4
REGIONAL RESULTS.....	5
SECTOR DISTRIBUTION	6
GRANTS AND CONTRIBUTIONS BY COMMUNITY LEVEL.....	6
COMMUNITY DETAIL.....	7
PROGRAM DETAIL	8
HIGHLIGHTS FOR 2012/2013	9

PROGRAM RESULTS REPORTING:

INVESTMENT AND ECONOMIC ANALYSIS

COMMUNITY TRANSFER INITIATIVES	10
COMMUNITY FUTURES	12
SUPPORT FOR ENTREPRENEURS AND ECONOMIC DEVELOPMENT (SEED).....	13

TRADITIONAL ECONOMY

AGRICULTURE DEVELOPMENT INFRASTRUCTURE.....	16
COMMERCIAL FISHERY ASSISTANCE INDUSTRY SUPPORT PROGRAM.....	18
COMMERCIAL HARVESTING, PROCESSING AND MARKETING OF FISH AND MEAT	20
COMMUNITY HARVESTERS ASSISTANCE PROGRAM.....	22
GENUINE MACKENZIE VALLEY FUR PRICE PROGRAM.....	24
HUNTERS AND TRAPPERS' DISASTER COMPENSATION	27
LOCAL WILDLIFE COMMITTEES	29
TAKE A KID TRAPPING PROGRAM	31
WESTERN HARVESTERS ASSISTANCE PROGRAM	34

ENERGY

ENERGY INITIATIVES	35
--------------------------	----

TOURISM AND PARKS

COMMUNITY TOURISM INFRASTRUCTURE CONTRIBUTION PROGRAM.....	37
SPORT HUNT OUTFITTER MARKETING SUPPORT.....	39
TOURISM INDUSTRY DESTINATION MARKETING ORGANIZATION.....	41
TOURISM PRODUCT DIVERSIFICATION AND MARKETING PROGRAM	44
TOURISM TRAINING FUND PROGRAM.....	46

MACKENZIE VALLEY PETROLEUM PLANNING OFFICE

ABORIGINAL CAPACITY BUILDING.....	48
OTHER PETROLEUM RELATED INITIATIVES.....	51
SUPPORT TO THE ABORIGINAL PIPELINE GROUP	52

INDUSTRIAL INITIATIVES

DIAVIK COMMUNITY ADVISORY BOARD	53
---------------------------------------	----

APPENDIX A - SEED SUMMARY REPORT BY REGION AND CLIENT.....	54
--	----

Minister's Message

The Department of Industry, Tourism and Investment (ITI) is committed to creating business opportunities for our residents and supporting economic development in each of our 33 communities.

The Northwest Territories (NWT) has immense economic potential, and there are opportunities in all of our communities and regions to support development, grow new businesses, and strengthen well-established industries.



Over the last year, ITI provided more than \$19.5 million in grants and contributions across the NWT. These funds have benefitted over 1500 individuals, groups and businesses and will no doubt help to strengthen and diversify our economy.

In addition to these grants and contributions, there are other initiatives that ITI is spearheading - including the Economic Opportunities Strategy and Mineral Development Strategy - that will help shape our economic future. These initiatives will identify economic opportunities for residents, promote sustainable development, and guide growth in future years.

Moving forward, we will continue to work with our partners to invest in our communities, provide support for the residents and businesses of our territory, and to grow a strong and vibrant economy.

David Ramsay

Minister of Industry, Tourism and Investment

INDUSTRY, TOURISM AND INVESTMENT GRANTS AND CONTRIBUTIONS PROGRAMS RESULTS REPORT 2012/2013

EXECUTIVE SUMMARY

PREFACE

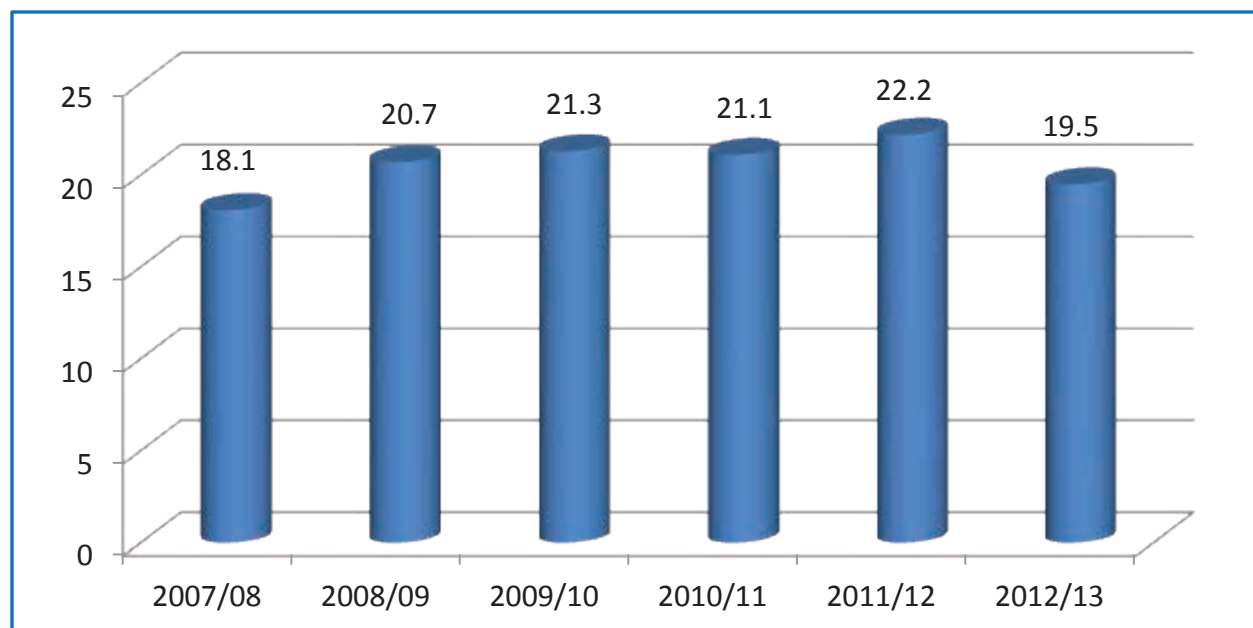
The Mission Statement of the Department of Industry, Tourism and Investment ('ITI' or 'the Department') states: "In partnership with others, ITI will provide quality programs and services to promote and support Northwest Territories (NWT) economic prosperity and community self-reliance."

To this end, the Department offers financial grants and contributions to a wide range of clients and agencies in a variety of sectors. This Report provides a summary of grants and contributions provided during the 2012/2013 fiscal year.

SUMMARY OF RESULTS

Over the 2012/2013 fiscal year, ITI provided more than \$19.5 million in grants and contributions to approximately 1,500 individuals, entrepreneurs, groups and businesses across the NWT. Contribution assistance over the 2012/2013 period was down by approximately \$2.7 million over the assistance provided in the previous 2011/2012 fiscal year, primarily due to fluctuating energy project contributions, down \$2.3 million from the year previous.

Chart 1: Grants and Contributions Over Six Years (\$ millions)



MAJOR GRANTS AND CONTRIBUTIONS

Over 2012/2013, major NWT-wide contributions were awarded to organizations such as the NWT Business Development and Investment Corporation (BDIC), NWT Tourism (NWTT) and NWT Energy Corporation (NTEC) accounting for \$7.704 million; see Table 1 below.

Table 1: Grants and Contributions by Client Exceeding \$1,000,000.

	Client	Total Contributions
1	BDIC	\$3,724,000
2	NWTT	\$2,731,850
3	NTEC	\$1,248,000

Other major contributions were made in support of Community Futures Development Corporations, investments, funding for community economic development events, and regional economic development. Contributions over \$100,000 are listed in Table 2 below; together the provided assistance accounted for almost \$3.561 million in grants and contribution funding.

Table 2: Grants and Contributions by Client Exceeding \$100,000.

	Client	Total Contribution
1	Concept Energy Services Ltd.	\$124,475
2	Deh Cho Business Development Center	\$301,630
3	Deline First Nation	\$170,540
4	Deninu K'ue First Nations	\$143,125
5	Diavik Communities Advisory Board	\$135,000
6	Gwich'in Tribal Council	\$113,294
7	Hamlet of Tuktoyaktuk	\$123,723
8	K'asho Got'ine Charter Community	\$126,343
9	Nahanni Butte Dene Band	\$124,769
10	Northern Frontier Visitors Assoc.	\$151,000
11	NWT Association of Communities	\$174,632
12	NWT Fishermen's Federation	\$155,000
13	Reliable Group of Companies Ltd.	\$280,000
14	Sahtu Business Development Centre	\$344,632
15	Thebacha Business Development	\$204,660
16	Tlicho Government	\$405,669
17	Tulita Yamouri Community Secretariat	\$140,370
18	Western Arctic Business Development Services	\$241,147
19	Yellowknife Tours Ltd.	\$100,537

NEW ECONOMIC ENVIRONMENT

The economy of the NWT is dominated by the resource extraction sectors – oil and gas and mining. Coupled with the public sector, these sectors account for 45 percent of the gross domestic product of the NWT. These industries have been, and will continue to remain the major driver of the NWT economy. Increased activity in the smaller sectors of the NWT economy however, are also providing for exciting times in the development of our territory.

Recent developments in the mining sector are proving that this sector will continue to play a major role in the NWT economy. Four different mining developments recently received various permits that are essential to eventually becoming producing mines.

Agriculture has experienced a revival in activity over the last few years. Thirty of the 33 communities in the NWT now have community gardens. Additionally, the recent establishment of a commercial chicken farm in Hay River means that NWT eggs can now be purchased in several communities across the NWT.

Transportation and transportation infrastructure has always been an issue for development in the NWT. Our remote, isolated communities have always had to deal with the high cost of living due to lack of road infrastructure and the high cost of flying goods and services. The GNWT has started to address this by investing in two key transportation projects. Over the past year the GNWT completed the Dehcho Bridge over the Mackenzie River; and also announced that work had started on the Inuvik to Tuktoyaktuk highway. These road infrastructure developments will help to address the higher costs of doing business and living in those affected regions.

Although these examples are all positives regarding the NWT economy, there are also three additional initiatives underway that will help shape the economy of the NWT as we move forward. The first initiative is devolution, which will lead to the transfer of authority over land, water and resources to the NWT from the federal government on April 1, 2014. This is significant because it will mean that any decisions regarding the development of resources in the NWT will be made by residents and organizations in the NWT.

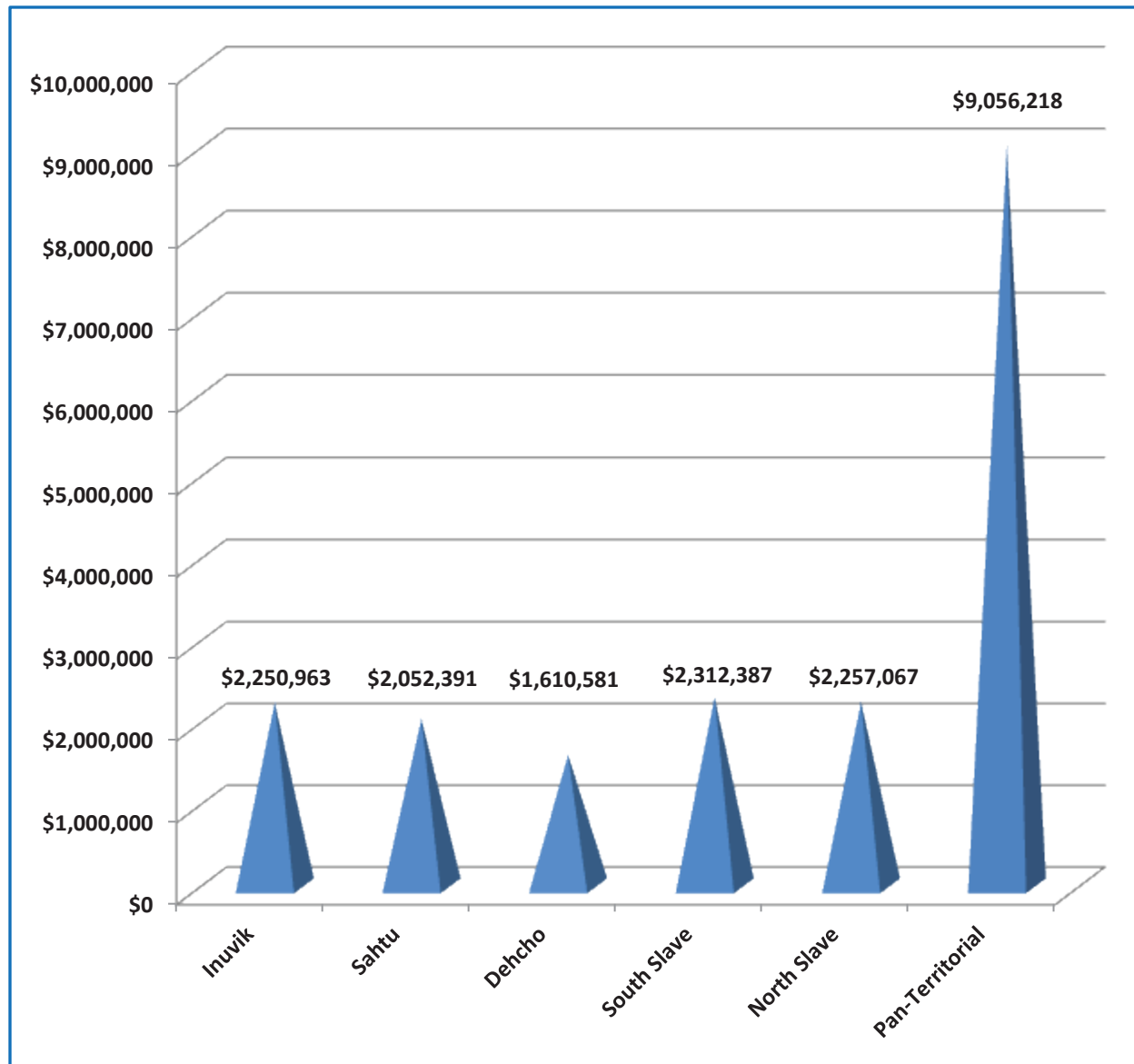
The second and third initiatives are the development of an Economic Opportunities Strategy and a Mineral Development Strategy for the NWT. These two strategies will identify economic opportunities for NWT residents, businesses and communities, and will guide economic growth over the next decade. Both strategies are being developed with the help and input from major stakeholders, that represent governments, business, industry, and non-government agencies.

The NWT economy is affected by many factors, from community issues to global calamities and nothing remains the same from year to year. The various grants and contributions programs provided by ITI are a must, if we are to keep pace with the ever changing economic times and the changing demands that result. ITI's grants and contributions programs have always been flexible and are reviewed regularly. ITI will continue to review, and adapt, and adjust its programs as needed, in response to the ever-changing times we live in.

REGIONAL RESULTS

Providing more than \$19.5 million in grants and contribution in the 2012/2013 fiscal year, Chart 2 shows the distribution of funding by Region. 46 percent of all grants and contribution funds were made to agencies operating throughout the NWT. This would include contributions made to NWT Tourism, BDIC and various energy agencies. Otherwise, regional funding was fairly evenly distributed.

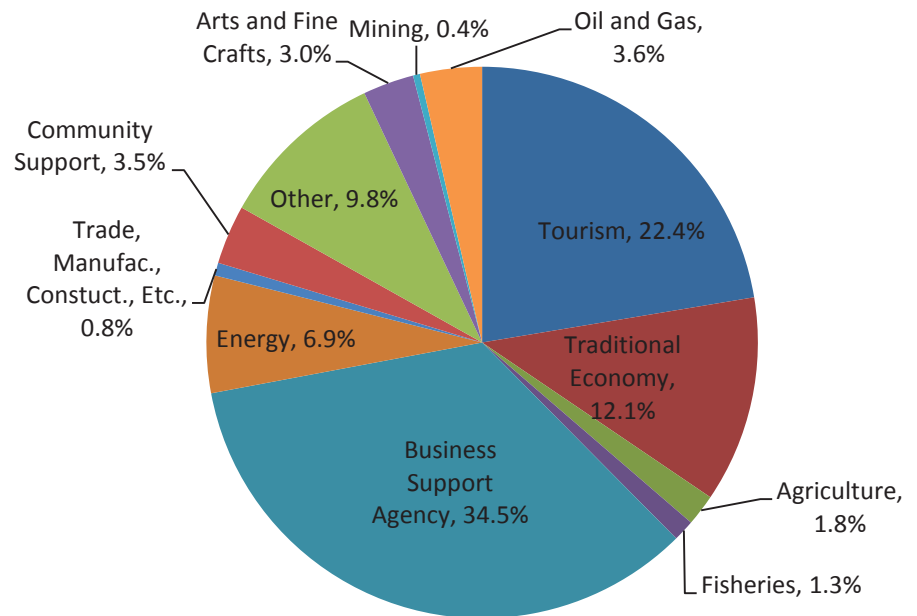
Chart 2: Grants and Contributions by Region 2012/2013



SECTOR DISTRIBUTION

Much of the more than \$19.5 million contribution funding is allocated to public agencies, which support business in the NWT; this includes agencies such as: Community Futures Development Corporations, BDIC and funding for Community Economic Development Officers. These public agencies account for more than one-third of all grants and contributions. Other priority sectors include tourism at 22 percent and traditional economy at 12 percent.


**Chart 3:
Grants and Contributions
by Sector 2012/2013**



GRANTS AND CONTRIBUTIONS BY COMMUNITY LEVEL

Grants and contributions in this Report are considered in three categories: those made that serve community specific projects or programs in Level One communities, those that serve community specific projects or programs in Level Two communities, and those that serve the entire NWT (Pan-Territorial). ITI defines a Level One community as: Hay River, Inuvik, Fort Smith or Yellowknife. All other communities are Level Two communities. A total of \$19,539,607 was provided for projects and programs for the 2012/2013 fiscal year.

Chart 4: Grants and Contributions by Community Level



COMMUNITY DETAIL

All communities across the NWT are actively involved in ITI's grants and contributions programs. Contributions are allocated to communities, regions or territorially. Typically, the more populous the community, the more applications for funding that will be received.

Table 3: Community Listing of Grants and Contributions for 2012/2013

Community	Total Contribution
Aklavik	167,792
Behchoko	602,145
Colville Lake	124,367
Deline	511,992
Enterprise	15,430
Fort Good Hope	477,600
Fort Liard	97,379
Fort McPherson	243,779
Fort Providence	230,879
Fort Resolution	316,808
Fort Simpson	1,092,304
Fort Smith	561,585
Gameti	34,962
Hay River	959,580
Hay River Reserve	103,887
Inuvik	951,330
Jean Marie River	64,365
Kakisa	124,218
Lutsel K'e	364,747
Nahanni Butte	159,894
Norman Wells	569,354
Pan-Territorial	9,056,218
Paulatuk	78,870
Sachs Harbour	95,528
Trout Lake	90,443
Tsiigehtchic	218,663
Tuktoyaktuk	309,666
Tulita	369,078
Ulukhaktok	185,335
Wekweeti	1,950
Whati	42,050
Wrigley	106,196
Yellowknife*	1,211,213
TOTAL	\$19,539,607

* Includes communities of Dettah and N'dilo

PROGRAM DETAIL

Grant and Contribution funding by major ITI activity and program for 2012/2013, listed below:

Table 4: Contribution Funding by Major ITI Activity for 2012/2013

INVESTMENT AND ECONOMIC ANALYSIS		
	Community Transfer Initiatives	1,390,616
	Community Futures	1,023,823
	Support for Entrepreneurs and Economic Development (SEED)	4,131,250
TRADITIONAL ECONOMY		
	Agriculture Development Infrastructure	326,357
	Commercial Fishery Assistance Industry Support Program	226,510
	Commercial Harvesting, Processing and Marketing of Fish and Meat in the NWT	330,867
	Community Harvesters Assistance Program	1,042,131
	Local Wildlife Committees	228,700
	Take a Kid Trapping Program	244,901
ENERGY		
	Energy Contributions	637,632
	Hydro Strategy	700,000
TOURISM AND PARKS		
	Northern Frontier Visitors Centre	111,000
	Sport Hunt Outfitter Marketing Support	185,498
	Tourism 2015 – Infrastructure Contributions Program	50,000
	Tourism 2015 – Marketing Contribution	400,000
	Tourism Contributions	84,920
	Tourism Industry Contributions (Core)	2,136,000
	Tourism Diversification Program	874,400
MACKENZIE VALLEY PETROLEUM PLANNING OFFICE		
	Mackenzie Valley Development Contributions	699,938
	Minerals, Oil and Gas Contributions	30,000
INDUSTRIAL INITIATIVES		
	Diavik Community Advisory Board	180,000
OTHER		
	NWT Business Development and Investment Corporation (BDIC)	3,724,000
	Directorate Contributions (Protected Areas Strategy)	17,600
	Great Northern Arts Festival Contribution	25,000
	Investment and Economic Analysis Contributions	219,913
TOTAL CONTRIBUTIONS		\$ 19,021,056

Table 5: Grant Funding by Major ITI Activity for 2012/2013

TRADITIONAL ECONOMY		
	Genuine Mackenzie Valley Fur Price Program	515,251
	Hunters and Trappers' Disaster Compensation	3,300
TOTAL GRANTS		\$ 518,551
	Total Grants	\$ 518,551
	Total Contributions	\$ 19,021,056
COMBINED GRANTS AND CONTRIBUTIONS TOTALS FOR 2012/2013		\$ 19,539,607

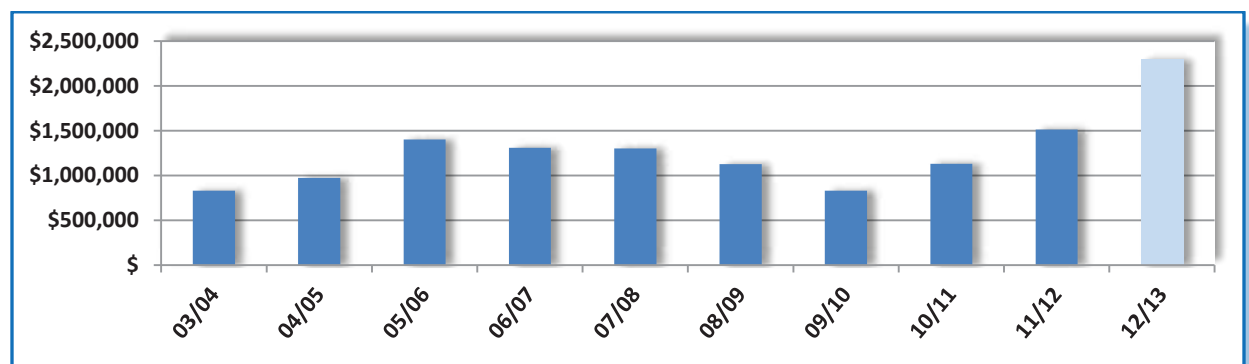
HIGHLIGHTS FOR 2012/2013

ITI provided more than \$19.5 million in grants and contributions assistance to approximately 1,500 residents, entrepreneurs, groups and businesses during the 2012/2013 fiscal year.

The NWT has continued to recover from the economic recession in 2008 and 2009 and a number of sectors of the NWT economy have shown resilience, especially the trade and mining sectors. The tourism industry has also returned to levels not seen since prior to the recession.

The agriculture sector has experienced tremendous growth over the last few years with the establishment of community gardens in 30 of our 33 communities, and the development of a chicken farm in Hay River that supplies eggs to stores in various NWT communities. The fur industry has also experienced sales not seen since the early 1990's. The chart below highlights NWT fur sales over the last decade.

Graph 5: Annual Fur Sales 2003/2004 to 2012/2013 (\$000)



Some other highlights of ITI's 2012/2013 grants and contributions funding support include:

- The Support for Entrepreneurs and Economic Development (SEED) Policy continued to be a major participatory program for funding with total contributions of \$4,131,250 for the five program categories:
 - Entrepreneur Support
 - Sector Support
 - Community Economic Development
 - Micro Business
 - Business Intelligence and Networking
- Fifty-six projects were delivered across the NWT in the Take a Kid Trapping Program, involving an estimated 2,300 students, with a total cost to the Program, including contributions and funds levered from the Growing Forward agreement, at \$405,700. This continues to be a very popular program and supports a more traditional economy/lifestyle.
- Tourism continues to be a major economic driver across the NWT receiving \$3.84 million in contributions. A number of initiatives benefitted from this funding including; core funding for NWT Tourism and the Northern Frontier Visitors Centre, various infrastructure projects, and funding for tourism operators to diversify their products.

PROGRAM RESULTS REPORTING

INVESTMENT AND ECONOMIC ANALYSIS COMMUNITY TRANSFER INITIATIVES

Purpose

Contributions provide funding for NWT communities to obtain the services of an Economic Development Officer (EDO), who is responsible to that community, through the provision of salary and operations funding to individual communities.

Eligibility

All NWT communities are eligible to request the transfer of ITI EDO positions where those positions have not already been transferred to the community or other community.

Grant/Contribution

Contribution

Maximum Amount Per Applicant

The maximum amount allocated per applicant varies by community depending on remoteness and whether the community is eligible for a half or full time position. The attached table provides a summary of transfers for the past three fiscal years.

Program Budget

\$1,582,000 for the 2012/2013 fiscal year

Program Manager

Investment and Economic Analysis Division

Policy Authority

Established under authority of Minister for Industry, Tourism and Investment

Application Process

Funding is through negotiated agreements.

Results Reporting

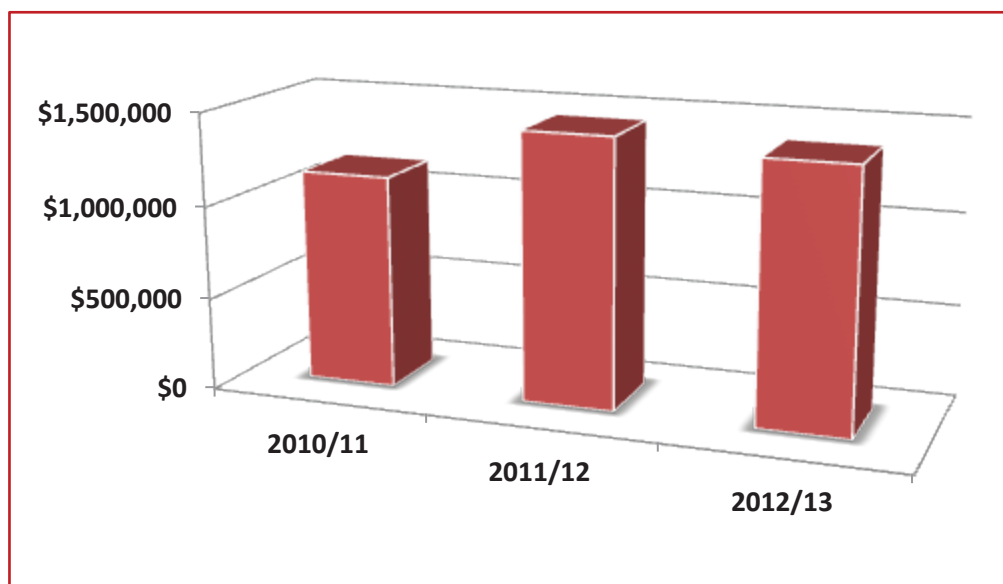
Results of the Community Transfer Initiative are reported through the Regional ITI offices. Reporting includes an annual operational plan, a quarterly activity report and a performance appraisal for the incumbent.

For the 2012/2013 fiscal year, 12 communities in the NWT successfully participated in the Community Transfer Initiative. Total funding contributed was \$1,390,616.

Where funding is less than budget, it is due to the fact that community EDO positions are not always filled and so the funding is not always accessed.

The breakdown by Community for Community Transfer Initiatives is listed below:

Program Detail	Expenditures		
	2010/11	2011/12	2012/13
Akaitcho Business Development Corp.	108,500	108,500	108,500
City of Yellowknife	50,000	50,000	50,000
Community of Fort Good Hope (K'asho Got'ine Charter Community)	119,750	119,750	119,750
Dehcho Business Development Centre	108,000	108,000	108,000
Deninu K'ue First Nation (Fort Resolution)	98,167	109,700	111,300
Hamlet of Délîne	120,540	120,540	120,540
Hamlet of Fort Liard	106,500	48,250	-
Hamlet of Tuktoyaktuk	121,180	121,180	93,898
Hamlet of Tulita	120,370	120,370	120,370
Hamlet of Ulukhaktok	-	68,000	86,138
Tsiigehtchic Charter Community	59,500	59,500	59,500
Sahtu Business Development Corp.	120,000	120,000	120,000
Tfîchô Government	136,913	292,620	292,620
Total	\$1,148,434	\$1,446,410	\$1,390,616



INVESTMENT AND ECONOMIC ANALYSIS

COMMUNITY FUTURES

Purpose

ITI supports Community Futures Development Corporations (CFDCs) in the NWT through annual operational contributions delivered via the Community Futures Program (CFP).

Eligibility

All seven Community Futures organizations are eligible for funding.

Grant/Contribution

Contribution

Maximum Amount Available Per Applicant

N/A

Program Budget

\$1,272,000 for the 2012/2013 fiscal year

Program Manager

Investment and Economic Analysis Division

Policy Authority

Established under the authority of the Minister for Industry, Tourism and Investment

Application Process

Operations funding, via the CFP, is based on a Contribution Agreement model.

Results Reporting

The Community Futures Program is a community-based economic development initiative delivered in each region and community by CFDCs. There are currently seven active CFDCs across the NWT. CFDCs operate independently of government as non-profit organizations. A volunteer Board of Directors oversees the Program and is representative of the regions and communities that they serve. CFDCs operate in all 33 communities in the NWT.

Six of the seven CFDCs currently have a signed Contribution Agreement in place and receive operational contributions annually. In the 2012/2013 fiscal year, a total of \$1,023,823 in funding was allocated under the CFP to six of the seven CFDCs. One of the CFDCs has consistently not met the requirements of the Program for the past few years; however, funding is set aside, should they wish to participate; they are however, still active in their region. While each CFDC has some flexibility to set its own priorities for economic development in its respective region, they each offer a core set of services including:

- Business loans/loan guarantees including term loans up to a maximum of \$200,000.
- Counselling and assistance for entrepreneurs beginning or expanding a business.
- Wage subsidies for those who are unemployed and want to start a new business.
- Access to Canada Business NWT internet sites and business information services.

A separate and detailed report is produced and tabled in the Legislative Assembly annually for the Community Futures Program and posted to the ITI website.

INVESTMENT AND ECONOMIC ANALYSIS

SUPPORT FOR ENTREPRENEURS AND ECONOMIC DEVELOPMENT

Purpose

The Support for Entrepreneurs and Economic Development (SEED) Policy is geared to provide basic contributions for starting out in business, improving capacity or skills, and helping small communities to expand their local economy.

Eligibility

All NWT businesses, business associations, band/community councils and individuals are eligible. Specific eligibilities are provided under the individual program elements of the Policy.

Grant/Contribution

Contribution

Maximum Amount Available Per Applicant

Up to \$25,000 to any one client in any fiscal year, depending on program category

Program Budget

\$3,991,000 for the 2012/2013 fiscal year. This funding is inclusive of \$125,000 set aside directly for the funding of projects in the Arts and Crafts sector, \$100,000 set aside for funding of projects in the film sector and \$50,000 set aside for the Prospector Grubstake Program.

Program Manager

Investment and Economic Analysis Division

Policy Authority

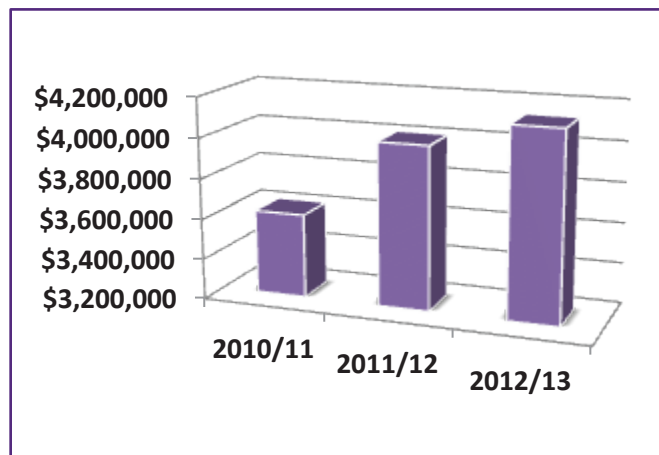
Established under the authority of the Minister for Industry, Tourism and Investment

Application Process

Application forms may be obtained from any local ITI office. A Contribution Agreement will be drawn up for a successful applicant. Specific terms and conditions vary according to the nature of the contribution and the project or activity being supported.

Results Reporting

In the 2012/2013 fiscal year, ITI provided \$4,131,250 in contributions to 437 individuals, businesses and organizations in the NWT; up from \$4,019,760 in 2011/2012 and \$3,615,266 in 2010/2011.



By SEED Policy Program:

Contributions made under the SEED Policy fell under the following five program categories:

- Entrepreneur Support
- Sector Support
- Community Economic Development
- Micro Business
- Business Intelligence and Networking

TABLE 1

Distribution of Funding by SEED Program	Contributions (\$)	% Share
Business Intelligence and Networking	122,261	2.96%
Community Economic Development	1,826,796	44.22%
Entrepreneur Support	1,320,486	31.96%
Micro Business	655,553	15.87%
Sector Support	206,154	4.99%
Totals	\$ 4,131,250	100%

By Community Level:

Under the SEED Policy, communities are defined as either Level 1 or Level 2 communities, as follows:

SEED COMMUNITY LEVELS	
LEVEL 1	Fort Smith, Hay River, Inuvik, and Yellowknife
LEVEL 2	All Other Communities

- **Level 1:** The most developed communities within the NWT. These communities have well developed community business infrastructure and air/road transportation links.
- **Level 2:** Communities with less-developed business infrastructure and air/road transportation links.

TABLE 2

Distribution of Funding by Community Level	Contributions (\$)	% Share
Level 1	1,606,157	38.88%
Level 2	1,985,192	48.05%
Regional	87,852	2.13%
Pan-Territorial	452,049	10.94%
Totals	\$ 4,131,250	100%

See Appendix "A" for the full SEED Policy Report by Region and Client.

By Economic Sector:

Under the SEED Policy, contributions are categorized into different economic sectors. In 2012/2013, economic sectors that received funding comprised:

2012/2013 SEED Data by Economic Sector		
Activity Name	Amount	% Share
Accommodation, Food and Beverage	\$ 95,674	2.32%
Agriculture	\$ 33,321	0.81%
Arts and Crafts	\$ 496,447	12.02%
Business Services	\$ 743,701	18.00%
Conference	\$ 224,274	5.43%
Construction	\$ 118,695	2.87%
E-Commerce	\$ 27,189	0.66%
Education	\$ -	0%
Energy	\$ 13,604	0.33%
Festival	\$ 135,517	3.09%
Film Production	\$ 276,273	6.88%
Finance	\$ -	0%
Fine and Performing Arts	\$ 80,255	1.94%
Fisheries	\$ 18,003	0.44%
Forestry	\$ 72,003	1.74%
Manufacturing	\$ 28,770	0.70%
Mining and Mineral Exploration	\$ 50,000	1.21%
Oil and Gas	\$ 7,862	0.19%
Other Services	\$ 665,559	16.11%
Public Administration	\$ 197,245	4.77%
Retail	\$ 54,915	1.33%
Trade Show	\$ 66,953	1.62%
Traditional Harvesting	\$ 19,515	0.47%
Transportation	\$ 86,962	2.10%
Travel and Tourism	\$ 618,513	14.97%
Utilities	\$ -	0%
Totals	\$ 4,131,250	100%

TRADITIONAL ECONOMY

AGRICULTURE DEVELOPMENT INFRASTRUCTURE

Purpose

The Agriculture Development Infrastructure Program aims to facilitate the development of the agriculture sector in the NWT by providing investment in support of new community-based initiatives, as well as the expansion of existing operations.

Eligibility

This Program is available to individual entrepreneurs, or businesses, co-operative associations, industry associations and not-for-profit community-based organizations. Applicants must meet applicable food safety protocols relative to food handling and processing.

Grant/Contribution

Contribution

Maximum Amount Available Per Applicant

When contributions are for individual entrepreneurs or businesses, where the benefits accrue primarily to the client, the maximum contribution to one client is \$20,000. When contributions are to co-operative associations, industry associations and for profit/not-for-profit community based organizations/companies, where ownership and benefits are broad based, the maximum contribution to one client is \$50,000.

Program Budget

\$300,000 for the 2012/2013 fiscal year

Program Manager

Investment and Economic Analysis Division and Regional Superintendents

Policy Authority

Established under authority of Minister for Industry, Tourism and Investment

Application Process

Application forms may be obtained from any local ITI office. A Contribution Agreement will be drawn up for a successful applicant. Specific terms and conditions vary according to the nature of the contribution and the project or activity being supported.

Results Reporting

In the 2012/2013 fiscal year the Agriculture Development Infrastructure Program provided \$326,357 in assistance for activities such as:

- Pre-design/design/construction of new facilities (greenhouses, storage facilities, washing/grading and packaging facilities, and irrigation);
- Introduction of new equipment/technology aimed at increasing yields in a cost effective and energy efficient manner; and
- Land development costs including inputs such as fertilizer, seeds, and soil (land purchase is not and eligible cost).

Agriculture Development Infrastructure Program expenditure results for 2012/2013 are as follows:

Region	Budget	Expenditure
Inuvik	\$ 60,000	\$ 70,154
Dehcho	60,000	56,200
South Slave	60,000	77,690
Sahtu	60,000	15,520
North Slave	60,000	106,793
Total	\$ 300,000	\$ 326,357

2012/2013 Projects include:

Inuvik

David Halpine	\$5,154
Inuvik Community Greenhouse	\$65,000
	\$70,154

Dehcho

Fort Simpson Community Garden	\$44,100
Fort Simpson Community Garden	\$12,100
	\$56,200

South Slave

Hay River Community Garden Society	8,690
6385 NWT Ltd O/A Choice North Farm	14,000
Green, Helen O/A Greenwood Gardens	10,000
Milne, Jackoline	10,000
Steed, Gail O/A Steed Farms	15,000
Milne, Graham	20,000
	\$77,690

Sahtu

Greenhouse Enterprises	\$15,520
------------------------	-----------------

North Slave

Arctic Harvest	\$4,123
Ecology North	\$4,700
Chris Johnson	\$19,970
Aurora College	\$75,000
France Benoit	\$3,000
	\$106,793

\$326,357

TRADITIONAL ECONOMY COMMERCIAL FISHERY ASSISTANCE INDUSTRY SUPPORT PROGRAM

Purpose

The objective of this Program is to offset the high freight and production costs associated with operating commercial fisheries in the NWT.

Eligibility

Eligibility is restricted to commercial fishermen, holders of commercial fishing licences, and members of the NWT Fishermen's Federation (NWTFF).

Grant/Contribution

Contribution

Maximum Amount Available Per Applicant

Maximum amount available under this Program is:

1. Fish Harvesters Support Program - \$15,000
2. Commercial Fish Harvesters Support Program - \$15,000
3. Fish Harvesters Expansion Program - \$70,000
4. Fish Harvesters New Entrants Support Program - \$10,000
5. Core Funding - \$20,000 (Operations and Maintenance for the NWTFF)

Program Budget

\$225,000 for the 2012/2013 fiscal year

Program Manager

Investment and Economic Analysis Division and the South Slave Regional Superintendent

Policy Authority

Established under authority of Minister for Industry, Tourism and Investment

Application Process

Program delivery is managed by the NWTFF, through a Memorandum of Understanding with the Department of ITI. Commercial fishers apply to the NWTFF for funds.

Results Reporting – 2012/2013

Total contributions of \$187,438 were provided in 2012/2013 through five Program schedules:

(1) Fish Harvesters Support Program

- a) Previous year's fish production records of all fishers and a list detailing the amount each fisher will get under the Program is required.
- b) Program aimed at small producers.
- c) This Program allows NWT fishers to continue to fish and earn an income.

(2) Commercial Fish Harvesters Support Program

- a) Program aimed at larger producers.
- b) Amounts are based on previous year's fish production.
- c) This Program allows NWT fishers to continue to fish and earn an income.

(3) Fish Harvesters Expansion Program:

Funding aimed at assisting fishers to defray a portion of costs for capital investments in their operations and new in 2010/2011 to establish fish processing capabilities.

(4) Fish Harvesters New Entrants Support Program:

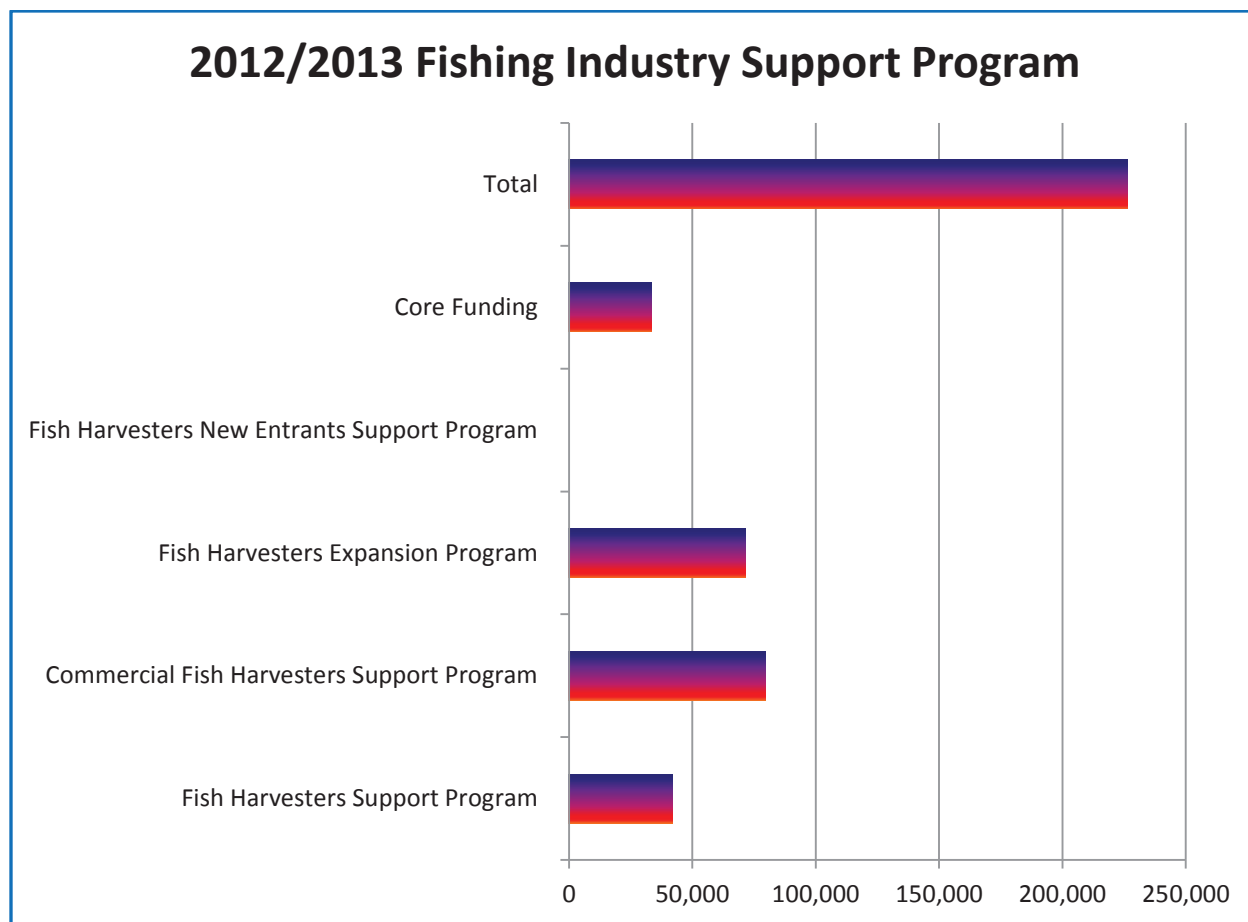
Program aims to provide support to defray a portion of the costs to enter into the fishery.

(5) Core Funding:

Funds assist in defraying a portion of the costs of administration for the NWTFF.

Contributions under these schedules for the 2012/2013 fiscal year were as follows:

	Industry Support Program	Budget	2012/13
Schedule		Budget	Year End Date
1	Fish Harvesters Support Program	50,000	41,966
2	Commercial Fish Harvesters Support Program	75,000	79,596
3	Fish Harvesters Expansion Program	70,000	71,510
4	Fish Harvesters New Entrants Support Program	10,000	0
5	Core Funding	20,000	33,439
	Total	\$225,000	\$226,510



TRADITIONAL ECONOMY

COMMERCIAL HARVESTING, PROCESSING AND MARKETING OF FISH AND MEAT IN THE NWT

Purpose

The Commercial Harvesting, Processing and Marketing of Fish and Meat in the NWT Program aims to remove barriers, create employment and facilitate the availability of northern fish and meat products to consumers in the NWT.

Eligibility

This Program is available to individual entrepreneurs or small businesses, co-operative associations, industry associations and not-for-profit community-based organizations. Applicants must meet applicable food safety protocols relative to food handling and processing.

Grant/Contribution

Contribution

Maximum Amount Available Per Applicant

The maximum contribution, when contributions are aimed at individual entrepreneurs or businesses, where the benefits accrue primarily to the client, is \$50,000. When contributions are provided to co-operative associations, industry associations or profit/not-for-profit community based organizations/companies, where ownership and benefits are broad-based, the maximum contribution is \$100,000.

Program Budget

\$550,000 for the 2012/2013 fiscal year

Program Manager

Investment and Economic Analysis Division and the Regional Superintendents

Policy Authority

Established under authority of Minister for Industry, Tourism and Investment

Application Process

Application forms may be obtained from any local ITI office. A Contribution Agreement will be drawn up for a successful applicant. Specific terms and conditions vary according to the nature of the contribution and the project or activity being supported.

Results Reporting

The Commercial Harvesting, Processing and Marketing of Fish and Meat in the NWT Program was first introduced in the 2010/11 fiscal year. In 2012/2013, the Program provided \$330,867 in assistance for eligible activities such as:

Market strategies

- Research in marketing and promotion activities;
- Advertising (print, media); and
- Design and development of packaging.

Product development and design

- Research and product development;
- Product testing; and
- Specialized training and skill development.

Capital Investments

- Pre-design/design/construction of new food processing facilities; and
- Reducing costs, increasing efficiencies and yield.

Food Transportation Costs

- Reducing the cost of freight between NWT communities for food produced and sold in the NWT.

Some examples of projects include:

- **South Slave Region** – Provide support for fish plant operations in Kakisa
- **Inuvik Region*** – No applications
- **Sahtu Region** – Purchase and mobilization of meat and fish processing unit
- **North Slave Region** – Survey of commercial fishers
- **Dehcho**** – Design and development of packaging

Of the \$550,000 available for the 2012/2013 fiscal year, funding was distributed as follows:

Region	Budget	2012/2013 Expenditures
South Slave	110,000	\$ 86,700
Inuvik*	110,000	-
Sahtu	110,000	180,000
North Slave	110,000	128,700
Dehcho**	110,000	22,167
Total	\$550,000	\$ 330,867

* In past years these funds have primarily been used to assist the Muskox Harvest and the Reindeer herd. Last year however, although assistance was offered for the Muskox Harvest, no application was forthcoming. ITI did approve an application for the Reindeer herd operations; however, it was returned once a business assessment was performed.

** Uptake on this Program in the Dehcho is typically low, principally because there are no commercial fisheries or commercial livestock operations in the Dehcho.

The Program, as it was designed, suited Regions where capital projects were most needed. Once capital investments were made and capacity was addressed industry requirements shifted. To address this situation, ITI is creating a new program for the 2013/2014 fiscal year to replace the *Commercial Harvesting, Processing and Marketing of Fish and Meat in the NWT Program* and the *Agriculture Development Infrastructure Program*. The new *Northern Food Development Program* will better define areas for investment, and will address both small capital and operational costs.

TRADITIONAL ECONOMY COMMUNITY HARVESTERS ASSISTANCE PROGRAM

Purpose

This Program provides General Hunting Licence holders with fuel, supplies, and capital assistance, through Local Wildlife Committees.

Eligibility

Recognized Local Wildlife Committees are eligible; in the absence of a recognized Local Wildlife Committee, the Minister of ITI may allocate assistance directly to holders of General Hunting Licences.

Grant/Contribution

Contribution

Maximum Amount Available Per Applicant

Payments are made to community and regional organizations that are delegated the responsibility to deliver the program to harvesters. The allocation is calculated based on the number of General Hunting Licence holders in the community and past participation levels.

Program Budget

\$1,074,000 for the 2012/2013 fiscal year

Program Manager

Investment and Economic Analysis Division

Policy Authority

Established under authority of Minister for Industry, Tourism and Investment

Application Process

Applications must include a statement of the disposition of previous funding and sufficient information to determine the basis for changed funding requirements. The number of General Hunting Licences and participation drive funding levels. The local Regional Superintendent of ITI reviews the applications and makes recommendations to the Deputy Minister of ITI. Any appeals are submitted to the Minister of ITI.

Results Reporting

Total contributions under this Program were \$1,042,131 for the 2012/2013 fiscal year as shown:

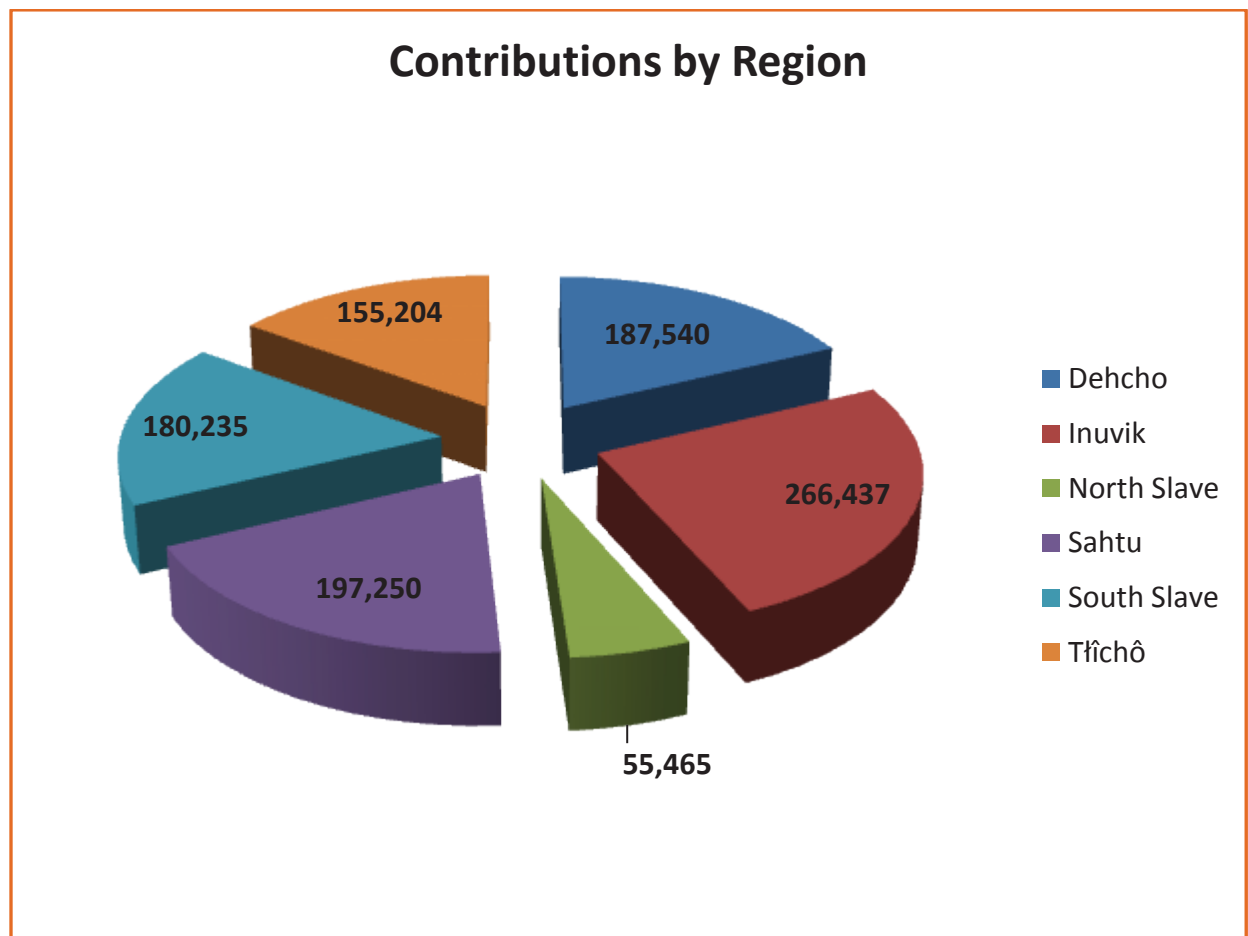
Region	Payment
Dehcho	\$ 187,540
Inuvik	266,437
North Slave	55,465
Sahtu	197,250
South Slave	180,235
Tîchô	155,204
Total	\$ 1,042,131

The Program was delivered in 31 communities by 33 organizations recognized by the Minister of ITI as representing the interests of harvesters.

The Program responsibility has been expanded considerably since its inception in 1985. The Program has assumed discontinued programs that used to offer support aimed at outpost camps, community hunts, gas subsidies and trapper assistance. The 2012/2013 program dollars assisted hunters and trappers in defraying the high costs associated with hunting, trapping and sustaining traditional lifestyles.

All communities in the NWT received benefits from the Program either directly or through the regional organizations that represented their interests. Intended for the benefit of persons holding General Hunting Licences, the funding is targeted towards Aboriginal persons in the NWT over the age of 16 and/or land claim beneficiaries.

The 2012/2013 Program provided resources that allowed residents to pursue traditional activities that derived social/cultural and economic benefits. A key economic benefit arising from these activities was the replacement value of locally harvested goods when compared with costly imported products.



TRADITIONAL ECONOMY

GENUINE MACKENZIE VALLEY FUR PRICE PROGRAM

Purpose

To provide NWT hunters and trappers with access to financial resources necessary to participate in the fur industry.

There are three components to the Genuine Mackenzie Valley Fur (GMVF) Price Program:

a. Advance

The GMVF Advance Program provides guaranteed advances to trappers delivering prime fur for sale through the GMVF Program; based largely on anticipated market performance.

b. Prime Fur Bonus

If the trapper's fur is sold for the same value, or more than the advance, the trapper is entitled to receive a Prime Fur Bonus. The Bonus recognizes that the fur is in good condition and has been well handled by the trapper.

c. Fall Grubstake

A trapper must harvest 20 or more pelts, to a maximum of 200 pelts of any species in the GMVF Program to receive a payment (minimum \$100; maximum of \$1,000 per trapper).

The GMVF Program also pays for all commissions, shipping and handling fees for fur shipped to auction, and any shortfall between guaranteed prices and actual auction house-selling price.

Also funded under the GMVF Program are three additional components, implemented to provide producers with market stability and product for the craftspeople:

- Moose Hide and Caribou Procurement Program,
- Sealskin Procurement Program, and
- Beaver Pelt Procurement Program.

Eligibility

Individual holders of a valid NWT General Hunting or Trapping Licence and who are resident in the NWT are eligible.

Grant/Contribution

Grant

Maximum Amount Available Per Applicant

Funding levels are pre-determined by pelt

Program Budget

\$610,000 for the 2012/2013 fiscal year

Program Manager

Investment and Economic Analysis Division

Policy Authority

Established under authority of Minister for Industry, Tourism and Investment

Application Process

The Program entitlement is generated by individual pelts delivered, prices obtained, and the quantum of pelts delivered over the course of the year; advances are determined by the market; the Prime Fur Bonus is determined by the value of the pelt and the effort; and the Grubstake Program by the volume. Officers with the Department of Environment and Natural Resources assess the pelts and determine suitability for advance. The auction sells the pelt. Prime Fur Bonus is paid if eligibility is met; Grubstake Program is subject to pre-determined eligibility being met. Appeals are very rare but trappers may appeal to the Minister of ITI.

Results Reporting

Program payments for the 2012/2013 fiscal year totalled \$575,776. Approximately 760 trappers from across the NWT, representing all Regions, received support and benefits from the Program in this fiscal year, compared to 731 trappers in previous fiscal year. Auction houses provide funds based upon the sale of fur. The funds provided to the trappers represent the proceeds from sales in excess of the advances paid. Program funding has allowed trappers to maintain a more traditional lifestyle throughout the trapping season without interruption.

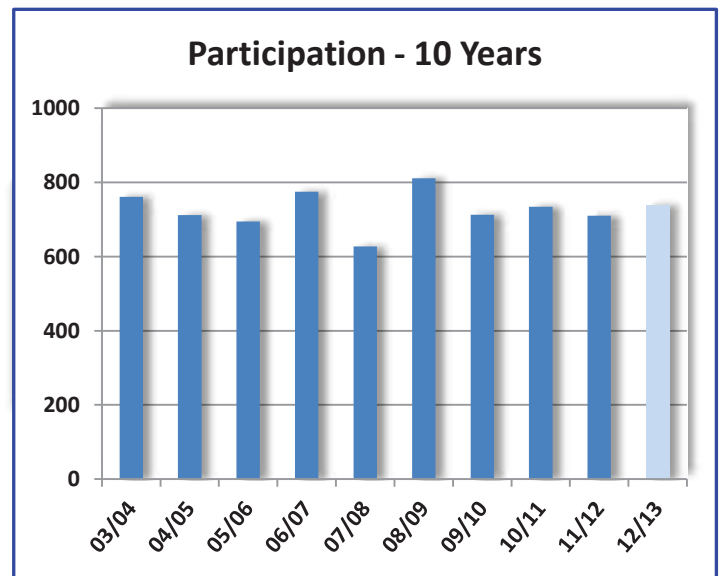
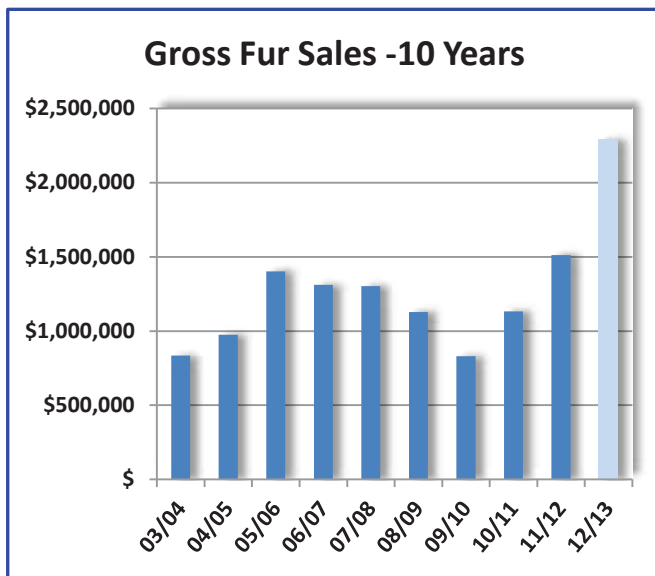
Program funding also offsets a portion of the high cost of operations in the NWT. This Program is well subscribed. Since 2002 it has also provided the impetus for younger persons to enter the industry and sustain a more traditional lifestyle.

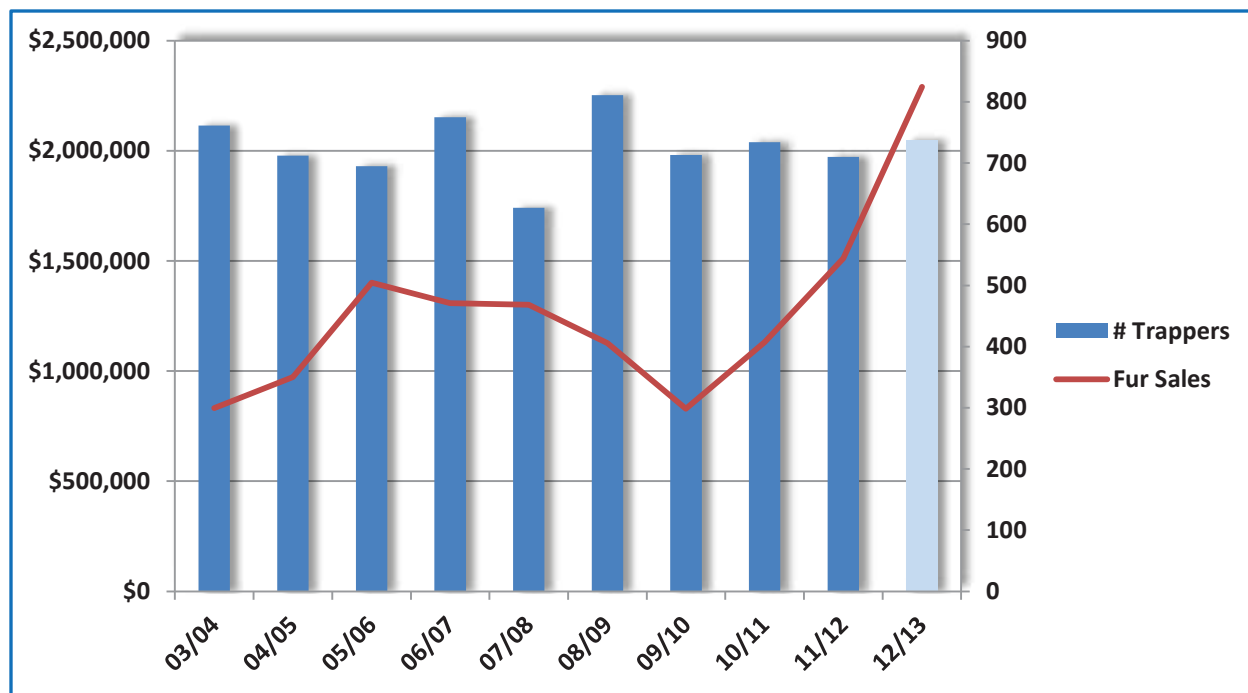
GMVF Results for 2012/2013

Grubstake	Prime Fur Bonus	Shortfall	Shipping	Commission on Fees (O&M)	Less Recoveries	Total
\$109,020	\$333,335	\$68,774	\$4,123	\$183,201	(\$183,201)	\$515,251

GMVF Fur Sales – 2002/2003 – 2012/2013 (000)

02/03	03/04	04/05	05/06	06/07	07/08	08/09	09/10	10/11	11/12	12/13
\$761	\$832	\$972	\$1,401	\$1,309	\$1,301	\$1,127	\$829	\$1,130	\$1,511	\$2,291





Support to Traditional Crafts

Support to traditional crafts includes three Hide and Pelt Procurement Programs, which are assessed annually for their long term effects. However, significant demand for processed pelts and hides exceeds the production.

These Hide and Pelt Procurement Programs have achieved positive outcomes for the crafting industry and consequently a number of community based sewing groups have evolved out of that activity.

As shown in the chart below; there were 469 Seal pelts processed with a retail cost recovery of \$96.27 per pelt, and 439 Beaver pelts processed with a retail cost recovery of \$69.27 per pelt. In both examples, cost recovery exceeded cost of processing.

Details	Seals	Beaver
Inventory	469	439
Cost	43,250	26,810
Retail (cost recovery)	45,150	30,410
Average price per pelt	\$96.27	\$69.27
Leverage(1:4) *	\$180,600	\$121,640

**Based on conservative evaluation of production costs (industry)*

Total benefit to NWT traditional crafts sector for 2012/2013 is an estimated \$302,240.

TRADITIONAL ECONOMY

HUNTERS AND TRAPPERS DISASTER COMPENSATION

Purpose

To assist harvesters who sustain substantial financial losses due to unavoidable natural disasters except for forest fires.

Eligibility

Residents of the NWT who:

- Hold a General Hunting Licence or are land claim beneficiaries.
- Are regularly and actively engaged in renewable resource harvesting activities.
- Earned at least 25% of gross income from renewable resource harvesting for the period of 12 months immediately prior to the incident.

Compensation will not be made for losses due to carelessness or poor judgment.

Grant/Contribution

Grant

Maximum Amount Available Per Applicant

\$4,500

Program Budget

\$15,000 for the 2012/2013 fiscal year

Program Manager

Investment and Economic Analysis Division

Policy Authority

Established under authority of Minister for Industry, Tourism and Investment

Application Process

Applications are completed by the applicant, stating the date, circumstance and nature of the loss and are supported by an affidavit signed by the applicant and witnessed by a Commissioner of Oaths. The applicant needs to declare their income and offer evidence that 25 percent of their income is derived from harvesting of renewable resources.

The applicant completes a listing, with costs of goods required to replace damaged goods. Where the applicant has been deemed to be eligible and the circumstance, as well as the damage or loss, has been verified, the costs associated with replacing, or repairing the loss is approved to a maximum of \$4,500.

Applications are reviewed, complete with recommendations from the local wildlife authority, and the Departments of ITI and ENR. The final approval rests with the Assistant Deputy Minister of ITI. The Minister of ITI reviews any appeals.

Results Reporting

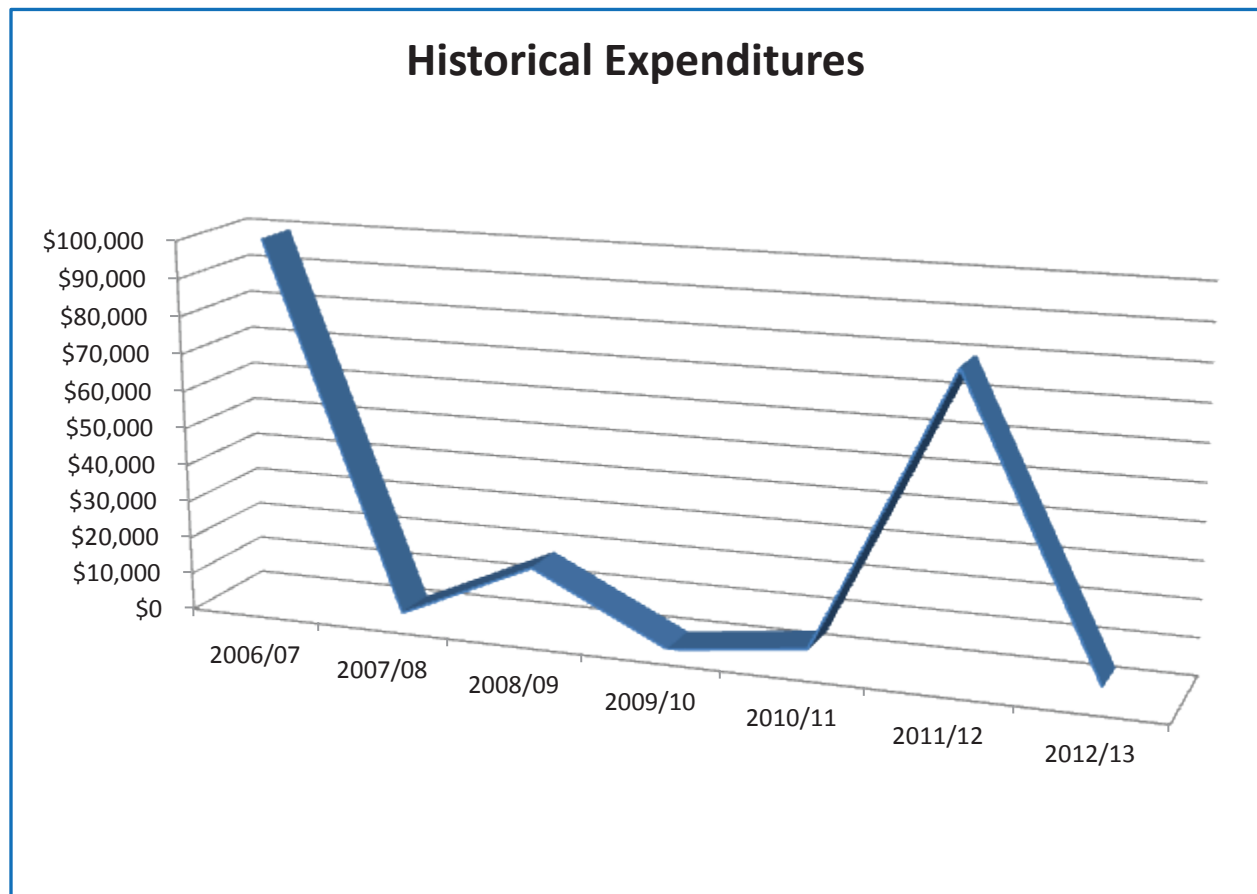
Program payments were driven by events and circumstance that occur in nature, with the exception of forest fires. Program demand for 2011/2013 was high due to flooding along the Mackenzie River; while 2012/2013 expenditures were minimal.

Year	2006/07	2007/08	2008/09	2009/10	2010/11	2011/12	2012/13
Budget	\$15,000	\$15,000	\$15,000	\$15,000	\$15,000	\$15,000	\$15,000
Expenditures	\$100,000	\$1,590	\$18,000	0	\$4,500	\$79,833	\$3,300

Grants approved for the 2012/2013 fiscal year totalled \$3,300.

Grant monies allowed the eligible individuals to continue with the traditional lifestyle, even when circumstances were significant enough to cause a disruption.

The Program provides protection to those where need is most apparent in order to continue a livelihood which would have otherwise been disrupted by a natural disaster (other than a forest fire).



TRADITIONAL ECONOMY

LOCAL WILDLIFE COMMITTEES

Purpose

To provide financial assistance to organizations recognized by the Minister of ITI as representing the interests of hunters and trappers within a particular community.

Eligibility

All active associations in the NWT that are recognized by the Minister of ITI as representing the interest of hunters and trappers within a particular community.

Grant/Contribution

Contribution

Maximum Amount Available Per Applicant

Amounts are determined by a formula. Maximum amount per organization could be as high as \$20,000.

Program Budget

\$258,000 for the 2012/2013 fiscal year

Program Manager

Investment and Economic Analysis Division

Policy Authority

Established under authority of Minister for Industry, Tourism and Investment

Application Process

A letter is sent to the Regional Superintendent of ITI requesting the annual funding. A report of the previous year's expenditures is required in support of the request.

All organizations are entitled to a base allocation. Additional funding to the base is population driven based upon the number of General Hunting Licences, fur trappers and the workplan tabled for the upcoming year.

Funding is approved in the Region by the local Regional Superintendent of ITI, with appeals being submitted to the Minister of ITI.

Results Reporting

In the 2012/2013 fiscal year, contributions were made to 33 organizations in 31 communities in the NWT, for a total of \$228,700. Funding to Local Wildlife Committees and regional organizations enabled them to represent their interests and deliver Community Harvesters Assistance Program funding on behalf of the harvesters they represent.

The funding to the Local Wildlife Committees provided operating funds that enabled these organizations to administer the programs, provide a presence in the community/region, and maintain an ongoing administrative function in support of harvesters. Payments were made to the community/regional organizations representing harvesters in every community in the NWT.

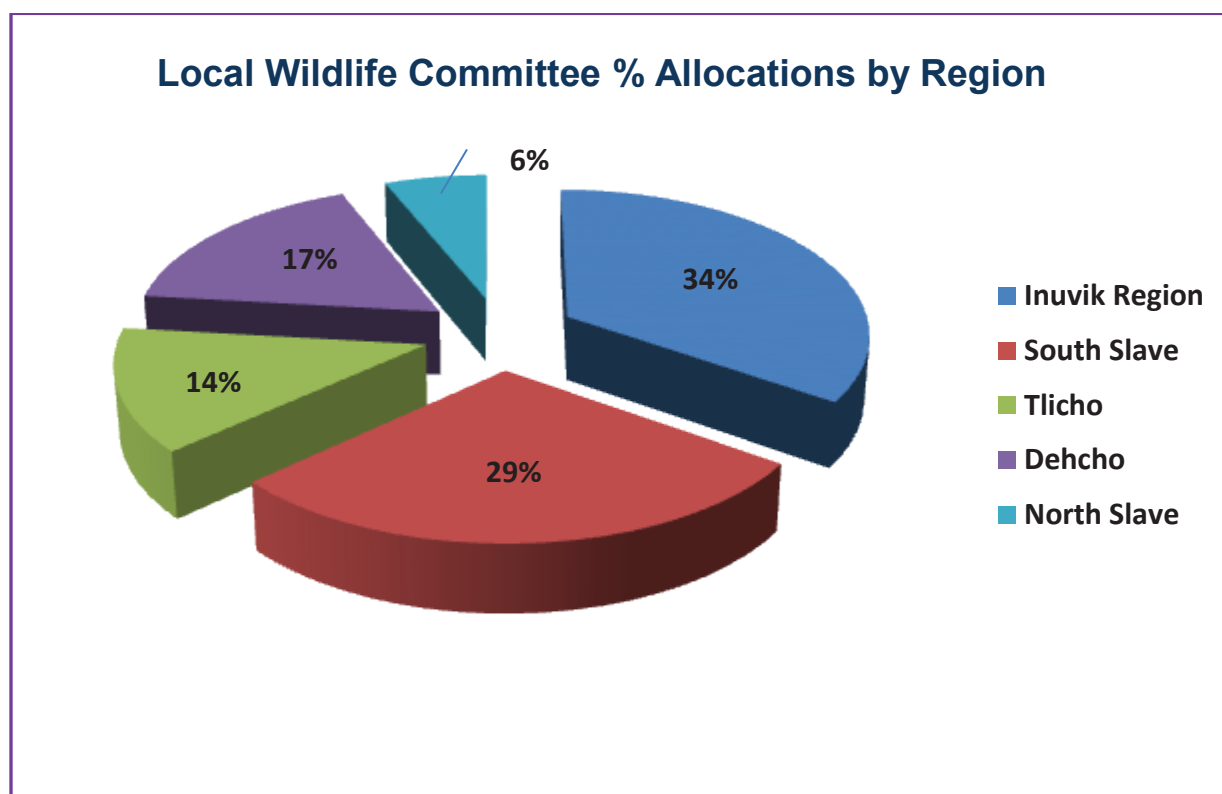
Every resident in the NWT who holds a General Hunting Licence or is a land claim beneficiary is eligible for benefits arising from the funding.

The Program funding provided services and support to harvesters through the agencies situated in the various communities/regions.

ALLOCATIONS BY REGION:

REGION	AMOUNT
Inuvik Region	\$79,200
South Slave	\$65,500
Tlicho	\$31,000
Dehcho	\$39,000
North Slave	\$14,000
Total	\$228,700

* Sautu Region allocations are combined within the Community Harvesters Assistance Program allocations



TRADITIONAL ECONOMY

TAKE A KID TRAPPING PROGRAM

Purpose

To provide support to orient youth to trapping and traditional life skills.

Eligibility

Organizations, individuals, businesses recognized by the Minister of ITI as having an interest in the promotion of traditional life skills.

Grant/Contribution

Contribution

Maximum Amount Available Per Applicant

\$10,000

Program Budget

Total Program Budget for the 2012/2013 fiscal year was \$405,700, with ITI budgeting \$125,000, Municipal and Community Affairs (MACA) budgeting \$100,000, and Canada Northwest Territories Growing Forward Initiative budgeting \$160,799. Environment and Natural Resources (ENR) also contributes to the Program by providing in-kind services.

Program Manager

Investment and Economic Analysis Division

Policy Authority

Established under authority of Minister for Industry, Tourism and Investment

Application Process

Proponents prepare and submit an application for funding to the Regional Superintendent of ITI. Applications are reviewed by regional committees made up of ITI, MACA and ENR.

Results Reporting

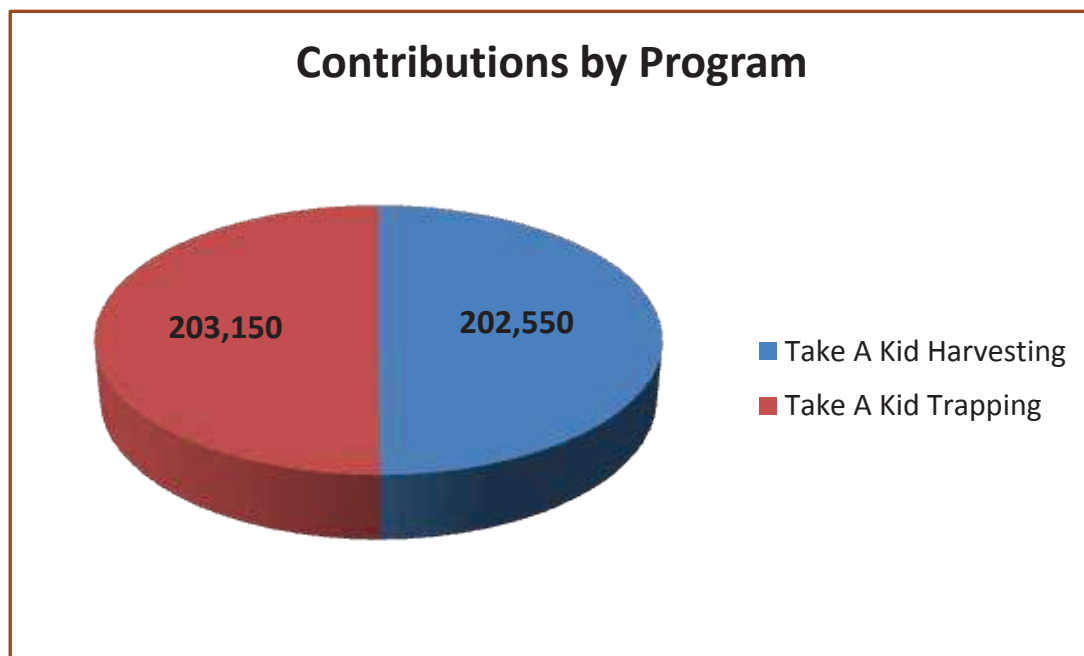
Similar to the 2011/2012 fiscal year Program, 53 projects were delivered across the NWT during the 2012/2013 fiscal year, involving an estimated 2,300 students, with a total cost to the Program, including contributions and funds levered from the Canada/NWT Growing Forward Agreement, at \$405,700.

2012/2013 Activity Chart:

Activity	Description	Take a Kid Trapping	Take a Kid Harvesting
Take a Kid Trapping Sahlu Region	Mackenzie Mountain School N. Wells	8,000	
	Chief Albert Wright School – TULITA	8,000	
	Colville Lake School	8,000	
	Colville Lake School	8,000	
	Colville Lake School	8,000	

Take a Kid Harvesting Sahtu Region	Mackenzie Mountain School N. Wells		8,000
	Chief Albert Wright School – TULITA		8,000
	Colville Lake School		8,000
	Chief Albert Wright Sch. TULITA moosehide tanning		8,000
	Chief T'Selehye School		8,000
	10 Projects	\$40,000	\$40,000
Take a Kid Trapping South Slave Region	Deninu School Fort Res	4,100	
	JBT Elementary School Ft Smith	11,000	
	Deh Gah Elementary School – Fort Providence	10,000	
	Diamond Jenness Secondary School – Hay River	10,000	
	Ecole Boreal – Hay River	6,200	
	PWK Fort Smith	4,000	
Take a Kid Harvesting South Slave Region	Deninu School Fort Res		8,000
	Chief Sunrise Education Centre – Hay River Reserve		8,000
	Deh Gah Elementary School – Fort Providence		8,000
	Ecole Boreal – Hay River		8,000
	PWK – Fort Smith		8,000
	11 Projects	\$45,300	\$40,000
Take a Kid Trapping North Slave Region	Yellowknife Catholic School	8,000	
	Lutsel K'e Dene School	8,000	
	Kalemi Dene School	8,000	
	Mezi Community School	8,000	
	YK Education District #1	8,000	
Take a Kid Harvesting North Slave Region	Elizabeth Mackenzie School		8,000
	Jean Wetrade School – Gameti		8,000
	Chief Jimmy Bruneau School		8,000
	Chief Jimmy Bruneau School		8,000
	Elizabeth Mackenzie School		8,000
	10 Projects	\$40,000	\$40,000
Take a Kid Trapping Inuvik Region	SAM School	5,300	
	SAM School	4,550	
	Angik School	10,000	
	Helen Kalvak School	10,000	
Take a Kid Harvesting Inuvik Region	Tuk Community Corp – Big Game Harvest		8,100
	Chief Julius School Ft McPherson		6,350
	SAM School Inuvik		3,900
	SAM School Inuvik		5,700
	SAM School Inuvik		3,200
	Tetlit Gwich'in Caribou Moose Harvest		8,000
	Mangilaluk School muskrat harvest		7,300
	11 Projects	\$29,850	\$42,550

Take a Kid Trapping Dehcho Region	Louis Norwegian School	8,000	
	Somba Ke Dene Band	8,000	
	Liidlil Kué First Nation	8,000	
	Bompas Elementary School	8,000	
	Thomas Simpson School	8,000	
	Echo Dene School	8,000	
Take a Kid Harvesting Dehcho Region	Louis Norwegian School		8,000
	Charles Yohin School		8,000
	Somba Kué Dene Band		8,000
	Liidlil Kué First Nation		8,000
	Thomas Simpson School		8,000
	11 Projects	\$48,000	\$40,000
		Cost TKT	Cost TKH
	53 Projects	\$203,150	\$202,550
Contributions:			
ITI	(GNWT)	\$ 144,901	
MACA	(GNWT)	\$ 100,000	
Growing Forward	(Federal)	\$ 160,799	
Total		\$ 405,700	



TRADITIONAL ECONOMY

WESTERN HARVESTERS ASSISTANCE PROGRAM

Purpose

This Program was instituted at the request of the NWT communities to assist Aboriginal organizations in promoting the local renewable resource economy.

Eligibility

Regional or community-based Aboriginal groups showing the active support of their constituent membership may apply.

Grant/Contribution

Contributions

Maximum Amount Available Per Applicant

Driven by pre-determined formula

Program Budget

Original commitment approved by the Legislative Assembly was \$15 million, which has been drawn down over a number of years. Funding to organizations is subject to the approval of supplementary appropriations. For 2012/2013 the remaining budget to be drawn down from the Program was \$63,000.

Program Manager

Investment and Economic Analysis Division

Policy Authority

Financial Management Board and the Legislative Assembly

Application Process

Proposals may be prepared jointly or separately for Dene and Métis harvesters and may be regional in scope or from individual community organizations. The Program must assist and promote the renewable resource harvesting economy in the community/district/region.

Organization(s) must match any contribution from the GNWT and must not be from other GNWT funds. The GNWT will not provide an interest free loan or guarantee a loan from a commercial institution. Matching funds must be deposited before the GNWT will provide its contribution. Funds may not be used for administrative purposes. Pre-determined funding levels was based on the number of General Hunting Licence holders in each community by Aboriginal descent.

Applications follow the usual Financial Management Board approval process.

Results Reporting

Approximately \$650,000 is remaining in the Program, with seven organizations that are still eligible. The seven remaining organizations continue to look for the equity required to participate in the Program. No applications were received for 2012/2013.

ENERGY

ENERGY INITIATIVES

Purpose

ITI funds a number of energy initiatives in support of the work of the Ministerial Energy Coordinating and Climate Change Committee-of-Cabinet (MECC).

Eligibility

Eligible applicants for the 2012/2013 energy initiatives included NT Hydro Corporation (NT Hydro) companies such as the NWT Energy Corporation (NTEC) and NWT Power Corporation (NTPC), as well as an application from the NWT Association of Communities (NWTAC).

Grant/Contribution

Contribution

Maximum Amount Available Per Applicant

As determined by the Legislative Assembly through the GNWT business planning process

Program Budget

\$1,337,632 for the 2012/2013 fiscal year

Program Manager

Energy Planning Division

Policy Authority

Established under the authority of MECC

Application Process

Projects funded through a collaborative internal submission process presided over by MECC

Results Reporting

The 2012/2013 energy initiatives \$1,337,632 total contributions included:

Organization	Description	Funding
NTEC	Power System Plan	\$ 175,000
	Whati Transmission Line (project \$140,000 – chargeback \$140,000)	0
	Renewable Energy for Communities	75,000
	Water Monitoring	100,000
	Energy Options for Inuvik	100,000
	Fort Providence Transmission Line	63,000
	Hydro Core Funding	700,000
	NWT Energy Charrette	35,000
NTPC	NWT Electricity System Analysis	40,000
NWTAC	NWT Energy Charrette	49,632
	TOTAL	\$1,337,632

NTEC

Power System Plan:

Development of a Power System Plan that will provide an overview of the current electricity system, and logical sequences for future development, which will increase the reliability, affordability, and flexibility of electricity supply in the NWT.

Whati Transmission Line:

Towards the design for building a new transmission line to connect the community of Whati to the Snare hydro system. This project represents the best opportunity in the NWT to convert a diesel community to hydro.

Renewable Energy for Communities:

This project involves collaboration with regional leaders and other stakeholders to seek local and renewable sources of energy supply for communities.

Water Monitoring:

NTEC manages six water monitoring stations. Funding was used to maintain these stations and move two of them to a new location. Developing a greater understanding of the NWT water regimes supports the work of the draft Hydro Strategy as well as the NWT Water Strategy.

Energy Options for Inuvik:

In the medium to long term, options such as biomass and liquefied natural gas (LNG) may be a solution as a fuel source for Inuvik, in light of the current natural gas shortage. The study of LNG to understand supply chain issues, construction costs for storage and gasification facilities is being done. Work on developing a biomass supply chain as well as the potential for biomass district heating represents future work.

Fort Providence Transmission Line:

This project involves developing a transmission line connecting the communities of Fort Providence and Kakisa/Dory Point to the South Slave grid. A transmission connection would displace over 1,000,000 litres of diesel fuel annually.

Hydro Core Funding:

This is core funding to support NT Energy in work related to energy development in the NWT.

NWT Energy Charrette:

NTEC engaged with Aboriginal development corporations and supported their participation in the 2012 NWT Energy Charrette.

NTPC

NWT Electricity System Analysis:

Funding was used for follow-up work associated with the Electricity Review and to support the development of the NWT Energy Plan.

NWTAC

NWT Energy Charrette:

NWTAC facilitated involvement of community stakeholders in the 2012 NWT Energy Charrette.

TOURISM AND PARKS

COMMUNITY TOURISM INFRASTRUCTURE CONTRIBUTION PROGRAM

Purpose

The Community Tourism Infrastructure Contribution (CTIC) Program funds community governments and non-government organizations for new and innovative infrastructure projects. Projects must support tourism in communities and should promote nearby parks and natural attractions.

Eligibility

1. Capital projects that increase tourism in communities. Capital costs are defined as one-time project costs;
2. Communications infrastructure projects that enhance current tourism products or attractions;
3. Development of innovative information technology tourism products or services; and
4. Planning studies or site development for future capital projects if applicant can demonstrate that future resources are available for project completion.

Grant/Contribution

Contribution

Maximum Amount Available Per Applicant

Projects up to \$50,000 (fifty thousand dollars) - May receive a maximum contribution of 75 percent of the total budget (up to \$37,500 per applicant).

Projects over \$50,000 (Fifty Thousand Dollars) - May receive a maximum contribution of 50 percent (up to \$50,000 per applicant).

Program Budget

\$100,000 for the 2012/2013 fiscal year

Program Manager

Tourism and Parks Division

Policy Authority

Established under authority of Minister for Industry, Tourism and Investment

Application Process

Application Form and Guidelines for the Community Tourism Infrastructure Contribution (CTIC) Program can be found on the ITI website under Programs and Services and are available at any ITI Regional Office or ITI Headquarters Office in Yellowknife.

Applications must be received by certain predetermined dates each year and funding will be distributed to those projects which provide the greatest benefit to the NWT, and meet the program criteria, until funding limits are reached. Completed applications are delivered to ITI Regional Offices or ITI Headquarters Office in Yellowknife, who administer and make recommendations for approval.

To be a successful applicant, the following criteria had to be met:

- Projects must align with the community tourism plan where applicable. If there is no community tourism plan in place, the applicant must demonstrate that they have support from the community; and
- The project must provide positive tourism benefits to the community and surrounding area.

Successful proposals must also demonstrate:

- The organization operates on a non-profit basis and works to benefit the tourism industry and local economy of the community;
- The project will increase the attraction of the community to visitors;
- The project enhances partnerships between non-government community groups and the private sector tourism industry;
- There are resources available for any operations and maintenance costs related to the project; and
- If it is a multi-year project, future resources can be leveraged from other sources.

Results Reporting

The 2012/2013 fiscal year was the second year for this Program and included the following goals:

- Increase the attractiveness of NWT communities to visitors;
- Encourage partnerships between non-government organizations and private industry in the tourism sector;
- Increase the use of communications technology in tourism products;
- Create opportunities for the local economy and residents through the enhancement of tourism operations at the community level.

The Community Tourism Infrastructure Contribution Program funded two successful applications, resulting in a total distribution of \$100,000. The breakdown by project is shown below:

2012/2013 Funding	Applicant	Purpose
\$50,000	Inuvik Golf Association	Roads End Golf Course Improvements
\$50,000	Tetlit Gwich'in Council	Re-purpose TI'oondih Lodge and Kitchen Facilities

TOURISM AND PARKS

SPORT HUNT OUTFITTER MARKETING SUPPORT PROGRAM

Purpose

The Sport Hunt Outfitter Marketing Support Program is intended to support initiatives by the barrenground caribou and polar bear outfitters to diversify their markets, develop new products, maintain existing facilities and in some cases wind down their businesses.

Eligibility

Open to outfitters/operators in the Inuvik and North Slave Regions only. For the Inuvik Region outfitters must have conducted a Polar Bear Hunt in the 2008/09 fiscal year; in the North Slave Region, eligibility is limited to outfitters who conducted caribou hunts in the 2008/09 year.

Grant/Contribution

Contribution

Maximum Amount Available Per Applicant

\$18,750 for 2012/2013

Program Budget

\$300,000 for the 2012/2013 fiscal year

Program Manager

Tourism and Parks Division and local Regional Superintendents of the Inuvik and North Slave regions

Policy Authority

Established under authority of Minister for Industry, Tourism and Investment

Application Process

Applicants must supply a detailed project description, project budget and cost quotes and any other information deemed relevant to the Regional Superintendent (there is no equity requirement for this program). Applicants are not eligible for funding, if ITI has paid out claims made by their clients under the Tourist Deposit Assurance Program.

Results Reporting

A total of \$300,000 was made available for the Sport Hunt Outfitter Marketing Support Program for the 2012/2013 fiscal year. That budget was divided up evenly between the North Slave and Inuvik Regions to provide financial assistance for sports hunting outfitters facing financial hardship in the face of the non-resident hunting ban of barrenground caribou and the ban on importation of polar bear hides into the United States. Funding is to assist outfitters in developing new products, penetrate new markets for existing products, and to assist in the care and maintenance of existing camp facilities until such time as caribou tags for non-resident hunters have been reinstated, or the business has made a transition to other products.

Of the \$300,000 budgeted for 2012/2013, ITI provided contributions for 6 projects in the North Slave Region totalling \$106,780; and 6 projects in the Inuvik Region totalling \$78,718; for a total 2012/2013 contribution of \$185,498.

Applicant	Funding	Purpose
North Slave Region		
Arctic Safaris	18,750.00	Air charter costs, marketing, insurance, labour and supplies
Bathurst Inlet Developments	16,780.00	Purchase a mobile trailer for snowmobiles – wolf hunts
Enodah Wilderness Travel	15,000.00	Expand lodge for retail sales and charter costs
Peterson's Point Lake Lodge	18,750.00	Air charters, insurance and labour
Rabesca Resources Ltd	18,750.00	Purchase boat and motor
True North Safaris	18,750.00	Insurance and charter costs
Total North Slave	106,780.00	
Inuvik Region		
Chuck Gruben's Guiding and Outfitting, Tuktoyaktuk	13,396.92	To attend the Edmonton Boat and Sportsmen's show. Actual Eligible Expenditures
Ookpik Tours and Adventures, Tuktoyaktuk,	9,846.00	To attend the 2013 Safari Club International Sports Hunt Trade Show in Reno Nevada
Eileen Jacobsen	17,974.75	To purchase furniture and appliances for cultural tours staging area
Banks Island Tundra Tours, Sachs Harbour,	18,750.00	To purchase capital equipment for client use, winter clothing and office equipment.
Kuptatana's Polargrizz Enterprises Ltd	18,750.00	To purchase capital equipment for client use and office equipment
Total Inuvik	78,717.67	
Grand Total	\$185,497.67	

TOURISM AND PARKS

TOURISM INDUSTRY DESTINATION MARKETING ORGANIZATION

Purpose

For NWT Tourism (NWTT) to deliver the Tourism Marketing Program on behalf of the GNWT and finance the costs incurred in the delivery of services to the NWT tourism industry through the NWTT Business and Marketing Plan.

Eligibility

This contribution is exclusively directed to NWTT, the association acting as the Destination Marketing Organization (DMO) for the NWT.

Grant/Contribution

Contribution Agreement

Maximum Amount Available Per Applicant

NWTT is the official organization that represents the majority of tourism industry members in the NWT and delivers the Tourism Marketing Program on behalf of the GNWT.

Program Budget

The core contribution for the 2012/2013 fiscal year was \$2,136,000. An additional \$400,000 was provided to NWTT for marketing through the Tourism 2015 Plan, and an additional \$150,000 was provided as a contribution towards ads and commercial airspace.

Program Manager

Tourism and Parks Division

Policy Authority

Established under authority of Minister for Industry, Tourism and Investment

Application Process

This is an annual contribution approved through the GNWT business planning process.

Results Reporting

Total contribution provided to the NWTT for the 2012/2013 fiscal year was \$2,686,000. NWTT had a very busy and productive fiscal year, representing NWT interests and the NWT tourism industry around the world at numerous events, conferences and meetings. NWTT carried out its annual marketing plan, which included many types of advertising and promotion mediums. All advertising focused on the key icons of the NWT (Aurora Borealis (and winter products), Lakes and Rivers, Parks and Wilderness, Culture and People, and Northern Realities (ice roads, float planes, midnight sun, etc.).

NWTT participated in, contributed to, or initiated a large number of marketing activities that targeted visitors, business travellers, and broad based audiences, as summarized below.

NORTH AMERICA

General Awareness Campaigns:

- **NWT Guides** - Explorers' Guide, Sportsmen's Guide, Meeting and Conference Planner

- **Print Advertising** - included ads in the Globe and Mail, Sky News, the 2013 edition of Milepost and the CSAE annual directory.
- **Consumer Shows** - NWTT participated in seven consumer shows: International Sportsmen's Exposition in Sacramento, Quartzsite RV Show in Arizona, Abbotsford RV Show, the Toronto, Vancouver and Calgary Outdoor Adventure shows and the Edmonton Boat and Sportsman Show.
- **Arctic Air - Integrated Marketing Campaign** - This campaign consisted of print, web, television and social media advertising. The main components were Globe and Mail advertisements (print and web) and television commercials that aired on CBC's hit drama Arctic Air. NWTT used social media to tie the two main parts of the campaign together and to build on the excitement and interest generated from these two advertising activities.
- **Deh Cho Travel Connection (DCTC)** - NWTT is active in the DCTC, a joint marketing campaign that is shared by the NWT, northern Alberta and northern British Columbia.

Web and Social Media Campaigns:

- **Websites** - added a sub-site NWT Trip Planner sub-site
- **Facebook** - two Facebook pages: 'SpectacularNWT' and 'My Spectacular NWT' (over 19,000 followers).
- **Twitter** - four Twitter accounts: General, Fishing, Aurora and Business
- **E-newsletters** - distributed monthly to approximately 15,000 recipients
- **Online Booking System** - continues to be improved

Trade and Media Events:

- **Trade Shows** - NWTT participates in major trade shows in North America such as *Go Media*, *Rendez-vous Canada* and *Tête-à-Tête*.
- **Trade and Media FAMs** (familiarization tours) - NWTT hosted several media and trade FAMs from North America.
- **NWT Days** - NWTT participated in NWT Days in Ottawa in January/February. Several NWTT staff attended the special NWT night as well as the three day consumer show held at the Ottawa Convention Centre. Adam Beach attended the event as an ambassador for the NWT.
- **Tourism Week** - NWTT/Northern Frontier Visitors Association hosted a golf tournament.

Tourism Support Activities:

- **Export Ready training** – Hotkey Marketing Group (HMG) delivered two successful export ready workshops in Yellowknife and Inuvik.
- **Market Ready training** – In March 2013, HMG participated in the Deline Tourism Conference on behalf of NWTT. During this three day conference HMG provided market ready training to the Aboriginal tourism operators who attended the workshops. As a result of the workshops, the community of Deline is on the verge of developing an Aboriginal tourism product that will be ready to take to the travel trade. HMG continues to work with the project lead as they work out the finer details of these packages.
- **NWTT Toll Free Service and Fulfillment** - NWTT is responsible for the toll free service and fulfillment of the inquiries that are generated from the advertising campaigns, counsels prospective visitors and sends out tourism information.
- **Photo Library** - In December, NWTT's agency of record developed a new on-line photo gallery. Many requests are fulfilled for use of photo and video assets.

General Activities and Tourism Association Business:

- **Research** - NWTT is working closely with ITI to analyze the effectiveness of our integrated advertising campaign.
- **Meetings** – NWTT participated in the CTC Federal-Provincial and emerging markets committee meetings that took place in Vancouver in February 2013.
- **Conference and Annual General Meeting (AGM)** - NWTT held its' AGM in Yellowknife on November 8, 2012 and elected a new board of directors. It also held its Tourism Conference on November 6-8, 2012 in Yellowknife.

EUROPE

The main focus for Europe is Germany, with some additional funds targeted towards Switzerland, as there have been an increasing number of queries from those particular countries.

Advertising - Print, Web and Social Media: NWTT placed ads in Amerika Journal and Kanada 360. The Amerika Journal ad resulted in 84 direct requests for more information on the NWT. The German-language website www.spectacularnwt.de received over 37,000 visitors for the year. The German Facebook page has over 14,500 followers.

Cooperative Marketing Initiatives: Facebook promotion with SK Touristik, RV promotion with CANUSA, Signature Experiences promotion with America Unlimited, newsletter promotion with Knecht Reisen and a special Canada Week event in Bern with Para Tours and Schaar Reisen.

Trade Shows/Sales Calls: NWTT attended ITB Berlin (referred to as the World's Leading Travel Trade Show). NWTT met with over 30 tour operators from Germany, Switzerland and Austria and the Netherlands.

ASIA PACIFIC

Advertising and Promotion: Mile Post Consultants represent NWTT as part of the Team Canada marketing partnership that includes BC, Alberta, Ontario, PEI and the Yukon. They attended a number of sales calls and consumer seminars on behalf of NWTT.

Trade and Media FAMS: Two media FAMS from Japan – a television crew of 15 people from NHK and a travel writer from Mainichi newspaper both visited the Yellowknife area in early February. NWTT hosted two trade FAMS. The first FAM was for Prime World Tours out of Calgary. They are receptive tour operators that deal with the Korean market. The second FAM was Skyland Tours out of Vancouver. They are an inbound operator that deals specifically with the tour wholesalers out of Japan.

CHINA

Advertising and Promotion: The main draw for Chinese tourists to the NWT is the Aurora viewing; second only to vast beautiful scenery. CTC and NWTT are working together to penetrate this market through the 'Canada You Can Be A Star Campaign' and working closely with the CTC China office on all advertising campaigns.

TOURISM AND PARKS

TOURISM PRODUCT DIVERSIFICATION AND MARKETING PROGRAM

Purpose

To address both short and long-term issues faced by tourism businesses and tourism operators when expanding into new markets or developing new products.

Eligibility

An applicant is required to meet at least one of the following conditions in order to make an application and be eligible under this Program:

- (1) Has owned or operated a tourism business for at least one year in the last five years;
- (2) Has been licensed for at least one year in the last five years by the GNWT as a Tourism Establishment or Outfitter under the former *Travel and Tourism Act* or as Tourism Operator under the current *Tourism Act*;
- (3) Has been subcontracted or employed in management capacity by any of the above for a minimum of five years within the last ten years;
- (4) Represents a group of separate businesses or operations intending to develop a market ready Tourism Product Package;
- (5) To start a business in which Aboriginal cultural tourism is a significant component; and/or
- (6) Is a Destination Marketing Organization in the NWT (Schedule 4 only).

Grant/Contribution

Contribution

Maximum Amount Available Per Applicant

- Schedule 1: \$25,000 total
- Schedule 2: \$250,000 total
- Schedule 3: \$10,000 per year
- Schedule 4: \$350,000 per year for NWTT

Program Budget

\$900,000 for 2012/2013 fiscal year

Program Manager

Tourism and Parks Division

Policy Authority

Established under authority of Minister for Industry, Tourism and Investment

Application Process

Application form and guidelines can be found on the ITI website under Programs and Services and are available at any ITI Local Regional Office or the ITI Headquarters Office in Yellowknife. Applications must be received by certain predetermined dates each year (banking days) and funding distributed to those applications which provide the greatest benefit to the NWT, and meet the Program criteria. Completed applications are delivered to ITI Regional Offices or ITI Headquarters Office in Yellowknife, who administer and make recommendations for approval.

Results Reporting

The 2012/2013 fiscal year was the sixth year for the Tourism Product Diversification and Marketing Program.

There are four Schedules to this Program to address both individual business requirements and broad-based marketing efforts that would benefit the entire NWT industry, as follows:

- Schedule 1: Business Planning and Transition Assistance
- Schedule 2: New Product Development or Enhancement of Existing Product
- Schedule 3: Marketing Assistance for Tourism Businesses
- Schedule 4: Marketing Contributions for NWTT

The Program funded 15 successful applications in 2012/2013, resulting in a total contribution of \$899,400. The breakdown of these contributions is as follows:

#	Schedule	Funding	Applicant	Purpose
1	1	\$ 25,000	Grey Goose Lodge	Develop a business plan.
2	3	\$ 10,000	Canoe North Adventures	Host FAM tour, attend trade shows, conduct film shoot.
3	1	\$ 19,000	Drum Lake Lodge	Develop a business plan.
4	2 3	\$ 50,000 \$ 10,000	Nahanni Mountain Lodge Nahanni Mountain Lodge	To complete upgrades to two new cabins. Marketing – attending trade shows.
5	2	\$ 150,000	Gwichya Gwich'in Band	Renovate the tourism information centre and artisan work shack in Tsiigehtchic.
6	2	\$ 44,000	B. Dene Adventures	Purchase a van for tours.
7	2 3	\$ 85,000 \$ 10,000	YK Tours	Purchase van for tours. Marketing.
8	2 3	\$25,000 \$10,000	Blachford Lake Lodge	Website upgrade, social media campaign, online ads, PR campaign. Marketing.
9	2 3	\$40,000 \$10,000	Namushka Lodge	Renovations to winterize lodge, snowmobile purchase. Marketing
10	2 3	\$37,400 \$10,000	Narwal	Canoe tours: Aurora viewing by voyageur canoe; North Arm Living History Tour; Paddle Day Tours; Voyageur Dinner Theatre. Marketing.
11	2 3	\$7,000 \$10,000	Yellow Dog Lodge	Life jackets and water filtration system. Marketing.
12	3	\$10,000	Lac La Martre Lodge	Marketing.
13	1	\$25,000	Salt River First Nation #195	Develop a business plan.
14	2	\$250,000	2 Seasons Adventures	Build a conference/tour staging facility on the shores of Great Slave Lake near the town of Hay River.
15	3	\$37,000	NWT Tourism	China Media FAM - RV Turn Around Station
	TOTAL	\$ 874,400		

TOURISM AND PARKS

TOURISM TRAINING FUND PROGRAM

Purpose

The purpose of the tourism training fund is to:

- Fund short-term training (less than 12 weeks), which will advance and enhance the NWT tourism industry workers, groups, and collectives of workers' capacity to obtain or create employment; and
- Provide prospective employers in the NWT with a better trained tourism labour force.

Eligibility

Eligible Businesses/Applicants:

The Program will cover training for businesses or individuals engaged in or employed in the tourism industry in the NWT.

Eligible Training:

Training must be short, formal courses or workshops, and could be via distance education such as correspondence courses, internet or teleconferencing.

Grant/Contribution

Contribution

Maximum Amount Available Per Applicant

Individual Applications:

Maximum two applications per year/applicant - Maximum per application is \$3,000

Business or Group Applications:

Maximum one application per year/business/group - Maximum per application is \$6,000

Program Budget

\$100,000 for the 2012/2013 fiscal year

Program Manager

Tourism and Parks Division

Policy Authority

Established under authority of Minister for Industry, Tourism and Investment

Application Process

Application Form and Guidelines for the Program can be found on the ITI website under Programs and Services and are available at any ITI Local Regional Office or the ITI Headquarters Office in Yellowknife. Applications will be accepted at any time, but must be submitted prior to the training start date. Applications will be assessed monthly. Completed applications are delivered to ITI Regional Offices or ITI Headquarters Office in Yellowknife, who administer and make recommendations for approval. A business or group who applies for funding must demonstrate that the training falls within the Tourism Priorities and that the funding is intended to train more than one staff by a certified instructor. Funding for individuals is intended to support training of single individuals in a set of skills.

Results Reporting

2012/2013 was the second year for the Tourism Training Fund Program. The Program is intended to provide additional support for the NWT tourism industry and its operators, and to help them provide services from well-trained individuals in their operations.

The following is the priority list for funding consideration:

1. Valid Tourism Operator Licence holders;
2. Non-government Visitor Information Centre;
3. Accommodations Sector; and
4. Individuals, businesses, collectives, not-for-profit tourism associations or organizations engaged in the tourism sector.

For the 2012/2013 fiscal year, one application was approved in the amount of \$1,418, for the *Ptarmigan Inn* (Hay River), to provide *e-merit* certification training for housekeeping positions. ITI also provided \$25,000 from this fund to support tourism operators to attend a workshop on export market readiness. The workshop was held in conjunction with the annual tourism industry conference held by NWT Tourism.

Number of tourism related jobs in NWT:

	2003	2004	2005	2006	2007	2008	2009	2010	2011
Employee	2,738	2,617	2,427	2,284	2,401	2,347	2,170	2,278	2,629
Self-employed	147	154	145	133	167	144	132	128	129
Total tourism industries, NWT	2,885	2,771	2,572	2,417	2,568	2,491	2,302	2,406	2,758
Total economy, NWT	25,800	26,050	25,970	26,025	26,675	26,625	25,725	27,045	29,065
Sources: CTHRC – Provincial/Territorial Human Resource Module of the Tourism Satellite Account, Phase II, 2011; Statistics Canada - Cansim Table 383-0010 (accessed July 20, 2011); Statistics Canada - Cansim Table (2011 are latest figures available)									

MACKENZIE VALLEY PETROLEUM PLANNING OFFICE ABORIGINAL CAPACITY BUILDING

Purpose

To provide Aboriginal organizations in regions most impacted by petroleum exploration, production and transportation activity, with assistance for capacity-building. The goal of this program is to improve the competitive position of the NWT oil and gas sector and stimulate employment, training and business contracting opportunities.

Eligibility

Applicants must be members of an Aboriginal organization located within the Inuvialuit, Gwich'in, Sahtu, South Slave, and Dehcho regions.

Grant/Contribution

Contribution

Maximum Amount Available Per Applicant

\$90,000 for each claimant group or region

Program Budget

\$360,000 for the 2012/2013 fiscal year

Program Manager

Mackenzie Valley Petroleum Planning Office (MVPPPO) and Regional Superintendents

Policy Authority

Established under authority of Minister for Industry, Tourism and Investment

Application Process

Aboriginal organization applicants provide an annual work-plan and budget, detailing proposed activities, schedule and a source and application of all project costs.

\$90,000 is available for each claimant group in the Inuvialuit and Gwich'in settlement areas. The Inuvialuit Regional Corporation (IRC) and Gwich'in Tribal Council (GTC) receive the entire allocation, then determine and administer the funds in their respective settlement areas.

In the Sahtu Region, ITI's Regional Superintendent determines the annual allocation of \$90,000 based on previous approvals as well as new applications received throughout the course of the year.

The \$90,000 annual allocations in both the Dehcho and South Slave regions is shared between the two GNWT Administrative Regions, with the ITI Regional Superintendents of the two regions determining the maximum amount for each recipient based on the number and type of applications received and previous approvals.

Regional Petroleum Advisors in the Sahtu, Dehcho and South Slave also help determine the funding priorities in their respective regions.

The Deputy Minister will rule on appeals made in all funding allocation decisions.

Results Reporting

There were a total of 14 contributions made in the 2012/2013 fiscal year, totalling \$349,800.

Inuvik Region Allocations - \$180,000

Organization	Amount	Purpose
Inuvialuit Regional Corporation	\$90,000	<p>Contribution assistance to the Inuvialuit Regional Corporation (IRC) in support of their Human Resources (HR) Coordinator position, who assists Inuvialuit beneficiaries in accessing and maintaining employment in the oil and gas industry, and similar industrial sectors. The HR Coordinator also assesses and directs beneficiaries to appropriate safety and training programs. IRC capacity building activities were broken out into three separate categories for reporting purposes:</p> <ul style="list-style-type: none">• HR Enhanced Training and Support Services – IRC works with business and government organizations in the development of training and support programs in response to labour market opportunities.• Community Visits – The HR Coordinator along with the Career Development Officer and Education Manager have visited all communities to provide update on available training, education and employment opportunities.• Data Compilation and Monitoring Program – Data is gathered on relevant training and oil and gas employment initiatives during the 2012/2013 fiscal year. This information is used for human resource and contract planning to maximize Inuvialuit benefits from future petroleum exploration activities in the Inuvialuit Settlement Region.
Gwich'in Tribal Council	\$90,000	<p>Provide contribution assistance to the Gwich'in Tribal Council (GTC) to support the Business Development Manager position; delivering a number of programs including; capacity development of registered Gwich'in businesses; continued development of health safety and environmental programs for registered Gwich'in businesses, and to support the participation of the GTC and Gwich'in Development Corporation businesses in the 2012 Inuvik Petroleum Show. A new Memorandum of Understanding between the GNWT and the GTC on government contracting was signed on October 2012.</p>

Sahtu Region Allocations - \$90,000

Organization	Amount	Purpose
Norman Wells Land Corporation	\$15,000	<p>Toward the 2012 Sahtu Exploration Readiness Session in Norman Wells, to bring all stakeholders together toward creating a plan to help keep the benefits of development in the communities of the Sahtu. Stakeholders included: leaders from community, territorial, federal, and Aboriginal governments; exploration companies; and even local high school students. Principal focus of the workshop was to develop a better understanding of current exploration activities of companies operating in the region, and to develop of a plan to ensure that a healthy, productive local workforce was available to take advantage of the opportunities.</p>
Fort Good Hope Métis Land Corp.	\$6,000	<p>To support the attendance of board members to attend the 2012 Arctic Oil and Gas Conference in Calgary.</p>

Yamoga Land Corporation	\$13,000	To support board members' attendance at the Sahtu Exploration Readiness Workshop held in Norman Wells in the fall of 2012. The remaining funding went towards attendance at the 2012 Arctic Oil and Gas Conference in Calgary by the Board of Directors of the Land Corporation.
Deline District Land Corporation	\$25,000	To support a Board Development Training session and the majority of the board members' attendance at the Sahtu Exploration Readiness Workshop in Norman Wells, and the Kasho Got'ine Economic Forum. One Director also attended the 2012 Arctic Oil and Gas Conference in Calgary. One staff member attending the School of Community Governance's finance and budgeting training and another staff member attended the school's office procedure training course.
Tulita District Land Corporation	\$25,000	To partially fund a tour by 15 Tulita District residents of a hydraulic fracturing operation outside Red Deer Alberta. The participants included members of the Fort Norman Métis and Tulita Dene Land Corporations, Norman Wells Land Corporation and representatives from the Tulita and Norman Wells Renewable Resource Councils.
Behdzi Ahda First Nation of Colville Lake	\$6,000	To support the attendance of the Chief, a band council member and a Land Corporation board member to attend the 2012 Arctic Oil and Gas Conference in Calgary.

Dehcho and South Slave Regions Allocations - \$79,800

Kátlodééche First Nation (KFN)	\$7,500	To send three Band Council members to the 2012 Arctic Gas Symposium in Calgary to meet with Strategic Oil and Gas Ltd. (new owners of Paramount Resources) and discuss ways to increase Deh Gah Got'ie First Nation's participation in the Cameron Hills production operations.
Deh Gah Got'ie First Nation - Fort Providence	\$7,500	To send three Band Council members to the 2012 Arctic Gas Symposium in Calgary to meet with Strategic Oil and Gas Ltd. (new owners of Paramount Resources) and discuss ways to increase Deh Gah Got'ie First Nation's participation in the Cameron Hills production operations.
Town of Inuvik	\$20,000	ITI has been a proud sponsor of the Inuvik Petroleum Show throughout its 13 years of existence, which has become the premier networking and tradeshow event north of 60° for the northern oil and gas sector.
Nogha Enterprises Ltd.	\$25,000	For the evaluation and investigation if regional economic development opportunities associated with the establishment of the Nahendeh Aboriginal Economic Council.
Nogha Enterprises Ltd.	\$14,800	For the incorporation and meeting costs related to the creation of the Nahendeh Aboriginal Economic Council (NAEC). NAEC is a society established under the <i>Northwest Territories Societies Act</i> . Representing four Dehcho First Nations, it was formed as a vehicle for these organizations to work together to benefit from resource development in their traditional territory, from projects such as the Prairie Creek Mine.
Nahanni Butte Dene Band	\$5,000	To send two delegates to the Geoscience Forum in Yellowknife to network and meet industry contacts and increase their understanding about resource exploration and development.

MACKENZIE VALLEY PETROLEUM PLANNING OFFICE

OTHER PETROLEUM RELATED INITIATIVES

Purpose

Funding to allow for flexibility to respond to unanticipated community or organizational needs as they are identified; including those that may be identified by the Minister and Executive Council.

Eligibility

Assistance is available to NWT community or organizational applicants participating in new one-time initiatives pertaining to NWT petroleum exploration and development activity.

Grant/Contribution

Contribution

Maximum Amount Available Per Applicant

No maximum amount per applicant has been specified.

Program Budget

\$55,000 for the 2012/2013 fiscal year

Program Manager

Mackenzie Valley Petroleum Planning Office (MVPPO)

Policy Authority

Established under authority for Minister for Industry, Tourism and Investment

Application Process

A written proposal with budget is normally a minimum requirement. The MVPPO director approves the application. The ITI Deputy Minister will rule on any appeals.

Results Reporting

Projects approved in 2012/2013 totalled \$50,138 and included:

- **\$27,013 – Norman Wells Land Corporation** - To support the facilitation and delivery of the Sahtu Exploration Readiness Session in Norman Wells on September 25-26, 2012.
- **\$13,125 – Hamlet of Tuktoyaktuk** - To support a technical pre-feasibility of Arctic energy delivery options; examining options for having the Mackenzie Valley serve as a corridor for exporting NWT oil and natural gas; as well as Alberta crude, north to an export terminal on or near the Beaufort Sea coast.
- **\$1,721 – Aklavik Community Corporation** - To support the attendance of two board members at the 2012 Inuvik Petroleum Show.
- **\$1,053 – Aklavik Indian Band** - To support the attendance of the Chief and one councillor at the 2012 Inuvik Petroleum Show.
- **\$667 – Gwichya Gwich'in Band** - Attendance at the 2012 Inuvik Petroleum Show.
- **\$3,440 – Hamlet of Fort McPherson** - To support the attendance of the Mayor and four councillors at the 2012 Inuvik Petroleum Show.
- **\$892 – Inuvik Native Band** - Attendance at the 2012 Inuvik Petroleum Show.
- **\$2,227 – Inuvik Community Corporation** - To support the attendance of the President and five board members at the 2012 Inuvik Petroleum Show.

MACKENZIE VALLEY PETROLEUM PLANNING OFFICE

SUPPORT TO THE ABORIGINAL PIPELINE GROUP

Purpose

Support the Aboriginal Pipeline Group (APG) in obtaining a one-third ownership interest in the Mackenzie Gas Project (MGP).

Eligibility

Assistance is limited exclusively to the APG, the legal entity established to hold the NWT Aboriginal peoples' ownership interest in the Mackenzie Valley Natural Gas Pipeline.

Grant/Contribution

Contribution

Program Budget

\$300,000 for the 2012/2013 fiscal year

Program Manager

Mackenzie Valley Petroleum Planning Office (MVPPO)

Policy Authority

Established under authority of Minister for Industry, Tourism and Investment

Application Process

The GNWT, Government of Canada, TransCanada Pipelines Limited continue to jointly fund the administration costs of the APG. The APG Board of Directors submits an application each year, which includes audited financial statements and an annual report, highlighting activities and results of the previous year, and work plan and budget for the upcoming year.

Results Reporting

The Inuvialuit, Gwich'in and Sahtu are members of the APG partnership. In their 2012/2013 results report, the APG some key areas in which the partnership achieved results; including:

- In December 2010, the MGP received regulatory approval from the National Energy Board (NEB); confirmed by a Federal Cabinet Order-in-Council in March, 2011. The NEB Certificate of Public Convenience and Necessity will expire on December 31, 2015 if construction has not commenced by that time.
- APG continues to maintain contact with potential financiers, develop financing strategies and continues to represent its Aboriginal shareholders in MGP decision-making and maintaining its ownership interest in the MGP Joint Venture.
- APG continues to stay active in the communities, participates in the Inuvik Petroleum Show and other NWT industry functions; promotes the benefits of the MGP stakeholders; and participates in all discussions with the Government of Canada on the fiscal framework agreement for the MGP.
- The natural gas markets are evolving and APG continually monitors the North American demand and supply picture, assessing the impacts on MGP economics and looking for opportunities to resume project activities.
- With the emerging petroleum resource development activities in the Sahtu Region, the APG is keeping an eye on the prospects for additional natural gas volumes to support the Mackenzie Valley Pipeline or other alternative pipeline projects.

INDUSTRIAL INITIATIVES

DIAVIK COMMUNITY ADVISORY BOARD

Purpose

To allow for operation of the Diavik Community Advisory Board (DCAB), established pursuant to the Diavik Socio-Economic Agreement (SEA) to monitor commitments made in the Diavik SEA.

Eligibility

Funding is directed to DCAB

Grant/Contribution

Contribution

Maximum Amount Available Per Applicant

Reviewed every three years

Program Budget

\$180,000 for the 2012/2013 fiscal year

Program Manager

Industrial Initiatives

Policy Authority

Authority for this contribution was established through GNWT signature of the Diavik SEA.

Application Process

Diavik and the GNWT jointly fund DCAB. DCAB submits a proposed work plan and budget for approval every three years. SEA describes the mandate and role of DCAB.

Results Reporting

DCAB provides advice to the Parties to the SEA about how the SEA is being implemented. DCAB has the authority to recommend changes that can help the SEA achieve its intended results and provide a way for communities to comment on impacts from the Diavik Project.

Under the Contribution Agreement, the Board is required to provide:

- Audited financial statements showing how funds were spent;
- An Annual Report as described in Articles 6.4.4 and 6.4.5 of the SEA;
- A list of Board meetings and description of the purpose of each meeting; and
- A status report on the work plans approved pursuant to Article 2.1.16 of the Diavik SEA.

The funding enables communities in the Slave geological region to collect information about community impacts in a consistent way. This helps DCAB to review and compare community-driven indicators across a broad geographic area and across cultural groups. This work ensures strong community involvement in industrial monitoring. DCAB is made up of representatives from Behchokö, Whati, Gameti, Wekweèti, Dettah, N'dilo, Łutselk'e, Kugluktuk and the North Slave Métis Alliance. Two representatives from both Diavik and the GNWT also sit on the Board. This unique Board provides an outlet for valuable input and consideration by all Parties on a variety of issues arising from the Diavik Project. In 2012/2013, DCAB received and reviewed reports from the GNWT and Diavik Diamond Mines Inc. and held board meetings.

APPENDIX A

**SUPPORT FOR ENTREPRENEURS AND ECONOMIC DEVELOPMENT
(SEED)**

SUMMARY REPORT BY REGION AND CLIENT

2012/2013 FISCAL YEAR

Support For Entrepreneur And Economic Development Policy Industry, Tourism and Investment 2012/2013

Region:		<u>Beaufort Delta</u>		
1	1	4900 NWT Ltd. Entrepreneur Support	Inuvik	\$19,775
2	2	Akhiatak, Victoria Micro-Business	Ulukhaktok	\$2,176
3	3	Aklavik Development Corporation Community Economic Development	Aklavik	\$16,065
4	4	Aklavik Indian Band Business Intelligence and Networking	Aklavik	\$3,906
5	5	Akoakhion, Eileen Micro-Business	Ulukhaktok	\$463
6	6	Akoakhion, Mary Okok Micro-Business	Ulukhaktok	\$366
7	7	Arctic Chalet Ltd. Business Intelligence and Networking	Inuvik	\$2,480
8	8	Arctic Wings Ltd. Entrepreneur Support	Inuvik	\$15,000
9	9	Buckle, Annie Bella Micro-Business	Aklavik	\$1,734
10	10	Byrne, Leah Tepper Micro-Business	Inuvik	\$3,000
11	11	Canadian Quest Logistics Inc. Business Intelligence and Networking	Inuvik	\$2,486
12	12	Carmichael, John Franklin Micro-Business	Aklavik	\$4,193
13	13	Carthew, Kirsten Carriona Entrepreneur Support	Fort McPherson	\$15,000
14	14	Charlie, Bella Micro-Business	Fort McPherson	\$1,191
15	15	Clark, Mavis J. Entrepreneur Support	Tsiigehtchic	\$7,554

Support For Entrepreneur And Economic Development Policy Industry, Tourism and Investment 2012/2013

Region:

Beaufort Delta

16	16	Community Garden Society of Inuvik Business Intelligence and Networking	Inuvik	\$3,178
17	17	Dinjii Cho Services Ltd. Business Intelligence and Networking	Fort McPherson	\$888
18	18	Eagle Maintenance Services Sector Support	Inuvik	\$4,194
19	19	End of the Road Music Festival Community Economic Development	Inuvik	\$23,000
20	20	Firewalker NWT Entrepreneur Support	Inuvik	\$3,000
21	21	Firth, Donna Micro-Business	Inuvik	\$3,116
22	22	Francis, Bertha Micro-Business	Fort McPherson	\$1,329
23	23	Goose, Leanne Maidie Entrepreneur Support	Inuvik	\$12,637
24	24	Gordon, Annie C. Micro-Business	Aklavik	\$2,080
25	25	Gordon, Danny C. Micro-Business	Aklavik	\$1,603
26	26	Gordon, Patrick Micro-Business	Inuvik	\$2,825
27	27	Great Northern Arts Festival Community Economic Development	Inuvik	\$45,917
28	28	Gwich'in Social & Cultural Institute Community Economic Development	Fort McPherson	\$25,000
29	29	Gwich'in Tribal Council Community Economic Development	Inuvik	\$41,294
30	30	Gwichya Gwich'in Band Community Economic Development	Tsiigehtchic	\$15,517

Support For Entrepreneur And Economic Development Policy Industry, Tourism and Investment 2012/2013

Region:		<u>Beaufort Delta</u>		
31	31	Hamlet of Aklavik Community Economic Development	Aklavik	\$25,000
32	32	Hamlet of Fort McPherson Community Economic Development	Fort McPherson	\$25,000
33	33	Hamlet of Tuktoyaktuk Sector Support	Tuktoyaktuk	\$54,000
34	34	Haogak, Betty Micro-Business	Sachs Harbour	\$1,289
35	35	Illasiak, Shelly Ann Micro-Business	Paulatuk	\$797
36	36	Inuaslurak, Hester Vera Lena Sector Support	Inuvik	\$4,844
37	37	Inuktalik, Kate Micro-Business	Ulukhaktok	\$1,058
38	38	Inuvik Chamber of Commerce Community Economic Development	Inuvik	\$2,221
39	39	Inuvik Community Corporation Community Economic Development	Inuvik	\$23,224
40	40	Inuvik Curling Club Community Economic Development	Inuvik	\$7,557
41	41	Inuvik Golf Association Community Economic Development	Inuvik	\$30,000
42	42	Inuvik Ski Club Community Economic Development	Inuvik	\$20,157
43	43	Inuvik Youth Center Society Business Intelligence and Networking	Inuvik	\$5,451
44	44	J & L Transport Ltd. Sector Support	Tuktoyaktuk	\$15,000
45	45	K & D Contracting Ltd. Entrepreneur Support	Aklavik	\$15,000

Support For Entrepreneur And Economic Development Policy Industry, Tourism and Investment 2012/2013

Region:		<u>Beaufort Delta</u>		
46	46	Kaglik, Butch Alexander Micro-Business	Inuvik	\$1,336
47	47	Kataoyak, Effie Micro-Business	Ulukhaktok	\$879
48	48	Kataoyak, Florence Micro-Business	Ulukhaktok	\$893
49	49	KDN Contracting Entrepreneur Support	Paulatuk	\$15,000
50	50	Kitekudlak, Michelle Micro-Business	Ulukhaktok	\$246
51	51	Klengenberg, Elsie Micro-Business	Ulukhaktok	\$838
52	52	Koe, Andrew Frank Micro-Business	Fort McPherson	\$2,438
53	53	Koe, Dorothy R. Micro-Business	Fort McPherson	\$2,165
54	54	Koe, Ruby Micro-Business	Fort McPherson	\$2,359
55	55	Kongayona, Crystal Micro-Business	Ulukhaktok	\$497
56	56	Kowikchuk, Leslie Boyd Micro-Business	Tuktoyaktuk	\$939
57	57	Kudlak, Mary Micro-Business	Inuvik	\$1,423
58	58	Kuptana, David Micro-Business	Ulukhaktok	\$361
59	59	Malgokak, Susie Micro-Business	Ulukhaktok	\$360
60	60	Martin, Grace Laura Micro-Business	Fort McPherson	\$1,166

Support For Entrepreneur And Economic Development Policy Industry, Tourism and Investment 2012/2013

Region:		<u>Beaufort Delta</u>		
61	61	Muckle, Robbie Lynn Micro-Business	Paulatuk	\$1,589
62	62	Neyando, Michael Cameron Micro-Business	Fort McPherson	\$1,128
63	63	Neyando, Raymond Alan Entrepreneur Support	Fort McPherson	\$6,489
64	64	Nigiyok, Lucy Micro-Business	Ulukhaktok	\$1,905
65	65	Nigiyok, Mabel Micro-Business	Ulukhaktok	\$805
66	66	Nigiyok, Mary Jane Micro-Business	Ulukhaktok	\$1,259
67	67	Nigiyok, Morris Micro-Business	Ulukhaktok	\$528
68	68	Nogasak, Molly Jane Micro-Business	Tuktoyaktuk	\$709
69	69	Norland Aviation Entrepreneur Support	Inuvik	\$15,000
70	70	Notaina, Margaret Micro-Business	Ulukhaktok	\$786
71	71	Okheena, Adele Marie Micro-Business	Ulukhaktok	\$1,283
72	72	Okheena, Denise Micro-Business	Ulukhaktok	\$2,687
73	73	Okheena, Judy Micro-Business	Ulukhaktok	\$692
74	74	Olifie, Helen K. Micro-Business	Ulukhaktok	\$710
75	75	Olifie, Larry Micro-Business	Ulukhaktok	\$640

Support For Entrepreneur And Economic Development Policy Industry, Tourism and Investment 2012/2013

Region:		<u>Beaufort Delta</u>		
76	76	Podzadny, Horst Micro-Business	Inuvik	\$2,410
77	77	Rat River Development Corporation Business Intelligence and Networking	Fort McPherson	\$683
78	78	Reid, Mary-Anne Entrepreneur Support	Inuvik	\$4,992
79	79	Robins, William H. Sector Support	Inuvik	\$4,474
80	80	Ruben, Mabel Micro-Business	Paulatuk	\$1,698
81	81	Ruben, Mary M. Micro-Business	Paulatuk	\$1,960
82	82	Ruben, Olga Micro-Business	Paulatuk	\$1,327
83	83	Semple, Caroline E. Micro-Business	Inuvik	\$3,907
84	84	Semple, Elizabeth Micro-Business	Aklavik	\$1,336
85	85	Snowshoe Studios Entrepreneur Support	Fort McPherson	\$11,978
86	86	Snowshoe, Martha Ellen Micro-Business	Fort McPherson	\$480
87	87	Stewart, Cynthia Mae Micro-Business	Inuvik	\$708
88	88	Tedjuk, Ronald James Norman Jr. Micro-Business	Tuktoyaktuk	\$1,462
89	89	Tetl'it Gwich'in Council Community Economic Development	Fort McPherson	\$24,021
90	90	The Snack Shack Entrepreneur Support	Fort McPherson	\$14,285

Support For Entrepreneur And Economic Development Policy Industry, Tourism and Investment 2012/2013

Region:		<u>Beaufort Delta</u>		
91	91	Town of Inuvik Sector Support	Inuvik	\$9,722
92	92	Tuktoyaktuk Development Corp. Ltd. Community Economic Development	Tuktoyaktuk	\$13,054
93	93	Ulukhaktok Development Corporation Community Economic Development	Ulukhaktok	\$13,594
94	94	Villeneuve, Lesley Amber Micro-Business	Inuvik	\$438
95	95	Vittrekwa, Margaret E. Micro-Business	Fort McPherson	\$1,440
96	96	Voudrach, Richard Peter James Micro-Business	Tuktoyaktuk	\$754
97	97	Western Arctic Business Development Corp. Community Economic Development	Inuvik	\$1,877
98	98	Wilson, Helen Maureen Micro-Business	Fort McPherson	\$488
99	99	Wilson, Shannon Marie Micro-Business	Fort McPherson	\$747
100	100	Wolki, Emma Micro-Business	Tuktoyaktuk	\$124
Funding:				\$696,634

Support For Entrepreneur And Economic Development Policy Industry, Tourism and Investment 2012/2013

Region:

DehCho

101	1	4498828 Canada Inc. Entrepreneur Support	Fort Simpson	\$14,600
102	2	6395 NT Inc. Entrepreneur Support	Fort Simpson	\$12,400
103	3	Acho Camps & Catering Limited Entrepreneur Support	Fort Liard	\$5,137
104	4	Beaver Enterprises Limited Entrepreneur Support	Fort Liard	\$15,000
105	5	Bertrand, Mary Lucy Karen Micro-Business	Fort Liard	\$1,300
106	6	Betsaka, James Micro-Business	Nahanni Butte	\$2,500
107	7	Blyth and Bathe Inc. Business Intelligence and Networking	Fort Simpson	\$3,862
108	8	Brave Adventures Entrepreneur Support	Wrigley	\$20,600
109	9	Causeway Contracting Micro-Business	Fort Simpson	\$4,441
110	10	Celine's Bed & Breakfast Entrepreneur Support	Nahanni Butte	\$18,535
111	11	Chilkowich, Teresa Lee Business Intelligence and Networking	Fort Simpson	\$1,106
112	12	Cli-Michaud Contracting Micro-Business	Fort Simpson	\$5,000
113	13	Cordero, Chi Keung Business Intelligence and Networking	Fort Simpson	\$1,954
114	14	D'Arcy Moses Apparel Entrepreneur Support	Wrigley	\$8,000
115	15	Deh Cho Friendship Centre Entrepreneur Support	Fort Simpson	\$12,160

Support For Entrepreneur And Economic Development Policy Industry, Tourism and Investment 2012/2013

Region: DehCho

116	16	Deneron, Johnny Micro-Business	Trout Lake	\$1,040
117	17	Down 4 Music Records Entrepreneur Support	Fort Simpson	\$10,004
118	18	Drake, Martha Micro-Business	Fort Simpson	\$840
119	19	Edda, Celine Micro-Business	Fort Liard	\$1,000
120	20	Ehmbee Ltd. Entrepreneur Support	Fort Simpson	\$15,000
121	21	Etene Dakadechu (Blazing Trails) Entrepreneur Support	Jean Marie River	\$4,800
122	22	Fort Simpson Chamber of Commerce Community Economic Development	Fort Simpson	\$2,944
123	23	Fort Simpson Community Garden Society Entrepreneur Support	Fort Simpson	\$715
124	24	Fort Simpson Historical Society Entrepreneur Support	Fort Simpson	\$2,255
125	25	Fort Simpson Recreation Society Community Economic Development	Fort Simpson	\$25,000
126	26	Grossetete, Gloria Delores Micro-Business	Fort Liard	\$544
127	27	Hardisty, Elizabeth Micro-Business	Fort Simpson	\$1,703
128	28	Heritage Centre Society Community Economic Development	Fort Simpson	\$25,154
129	29	I.J. Property Management Services Micro-Business	Fort Simpson	\$800
130	30	Jean Marie Development Corporation Business Intelligence and Networking	Jean Marie River	\$2,700

Support For Entrepreneur And Economic Development Policy Industry, Tourism and Investment 2012/2013

Region:		<u>DehCho</u>		
131	31	Jumbo, Dolphus Micro-Business	Trout Lake	\$5,000
132	32	Kotchea, Catherine Marie Micro-Business	Fort Liard	\$1,186
133	33	Lamalice, Valerie Joyce Micro-Business	Trout Lake	\$1,093
134	34	Landmark Logistics Ltd. Micro-Business	Fort Simpson	\$5,000
135	35	Liard Valley General Store & Motel Entrepreneur Support	Fort Liard	\$8,640
136	36	Liidlil Kue Cottage Rentals Entrepreneur Support	Fort Simpson	\$10,158
137	37	Liidlil Kue First Nation Community Economic Development	Fort Simpson	\$23,500
138	38	Makletzoff, Tonya Ann Micro-Business	Fort Simpson	\$3,544
139	39	Mike's Tourism and Expediting Services Entrepreneur Support	Wrigley	\$6,512
140	40	Nahanni Butte Dene Band Community Economic Development	Nahanni Butte	\$74,618
141	41	Nahanni Mountain Lodge Ltd. Entrepreneur Support	Fort Simpson	\$20,480
142	42	Nahanni Wilderness Adventures Ltd. Entrepreneur Support	Fort Simpson	\$10,602
143	43	Nande, Yvonne Rose Micro-Business	Fort Liard	\$1,255
144	44	New Standard Construction Sector Support	Fort Simpson	\$14,304
145	45	Nogha Enterprises Ltd. Community Economic Development	Fort Simpson	\$24,552

Support For Entrepreneur And Economic Development Policy Industry, Tourism and Investment 2012/2013

Region: DehCho

146	46	North Nahanni Naturalist Lodge Ltd. Entrepreneur Support	Fort Simpson	\$22,567
147	47	Olinto's Taxi Ltd. Entrepreneur Support	Fort Simpson	\$7,294
148	48	Open Sky Creative Society Community Economic Development	Fort Simpson	\$25,000
149	49	Pehdzeh Ki Contractors Ltd. Business Intelligence and Networking	Wrigley	\$11,268
150	50	Pehdzeh Ki First Nation Community Economic Development	Wrigley	\$31,251
151	51	R.W. Contracting Entrepreneur Support	Fort Simpson	\$12,172
152	52	Rabbitskin Ventures Entrepreneur Support	Fort Simpson	\$15,000
153	53	Riverside Marine Entrepreneur Support	Fort Simpson	\$14,324
154	54	Rockin Moose Records Entrepreneur Support	Fort Simpson	\$10,491
155	55	Sambaa K'e Dene Band Business Intelligence and Networking	Trout Lake	\$6,000
156	56	Sambaa K'e Development Corporation Entrepreneur Support	Trout Lake	\$30,000
157	57	Simpson Air 1981 Ltd. Sector Support	Fort Simpson	\$15,000
158	58	Spirit Wood Micro-Business	Fort Simpson	\$4,502
159	59	Trade Services Entrepreneur Support	Fort Liard	\$6,163
160	60	Trail River Timber Entrepreneur Support	Fort Simpson	\$11,463

Support For Entrepreneur And Economic Development Policy Industry, Tourism and Investment 2012/2013

Region:

DehCho

161	61	Tsetso, Francis Richard Micro-Business	Fort Simpson	\$1,932
162	62	Tthenaago Development Corporation Entrepreneur Support	Nahanni Butte	\$8,600
163	63	Two Islands Ventures Entrepreneur Support	Fort Simpson	\$12,787
164	64	Village of Fort Simpson Entrepreneur Support	Fort Simpson	\$28,204
165	65	Walter's Ventures Micro-Business	Fort Simpson	\$4,211
166	66	Wolverine Air 1988 Ltd. Entrepreneur Support	Fort Simpson	\$15,684
167	67	Yundaa Gogha Development Entrepreneur Support	Fort Simpson	\$6,600

Funding: \$732,051

Support For Entrepreneur And Economic Development Policy Industry, Tourism and Investment 2012/2013

Region:		<u>North Slave</u>		
168	1	5352 NWT Ltd. Entrepreneur Support	Wekweti	\$15,000
169	2	Adjun, Ellie J. Micro-Business	Yellowknife	\$5,000
170	3	Aurora Arts Society Community Economic Development	Yellowknife	\$2,318
171	4	Beaverho, Archie Micro-Business	Behchoko	\$3,109
172	5	Beaverho, Eva Mary Micro-Business	Yellowknife	\$5,000
173	6	Behcho Ko Towing Entrepreneur Support	Behchoko	\$15,000
174	7	Bella Dance Academy Business Intelligence and Networking	Yellowknife	\$3,793
175	8	Benoit, France Entrepreneur Support	Yellowknife	\$20,750
176	9	Betsina, Muriel Micro-Business	Yellowknife	\$3,100
177	10	Black, Nancy Dora Micro-Business	Yellowknife	\$1,160
178	11	Blechert, Caroline Nicole Micro-Business	Yellowknife	\$2,500
179	12	Braden, Carmen Elyse Entrepreneur Support	Yellowknife	\$4,830
180	13	Braden, Patrick Michael Entrepreneur Support	Yellowknife	\$875
181	14	Buckley, Roger Entrepreneur Support	Yellowknife	\$8,244
182	15	CDETNO Community Economic Development	Yellowknife	\$4,900

Support For Entrepreneur And Economic Development Policy Industry, Tourism and Investment 2012/2013

Region:		<u>North Slave</u>		
183	16	Collective 9 Entrepreneur Support	Yellowknife	\$6,495
184	17	Cox, Mary Micro-Business	Yellowknife	\$4,049
185	18	Crapeau, Priscilla Micro-Business	Dettah	\$3,825
186	19	Denesoline Corporation Ltd. Community Economic Development	Yellowknife	\$25,000
187	20	Deton'Cho Corporation Community Economic Development	Yellowknife	\$9,368
188	21	Dewar, Lane Micro-Business	Yellowknife	\$5,000
189	22	DRW & Associates Entrepreneur Support	Yellowknife	\$15,000
190	23	Duchene, Natasha Entrepreneur Support	Yellowknife	\$1,120
191	24	Emerson, Jeremy David Business Intelligence and Networking	Yellowknife	\$2,355
192	25	Energy North Corporation Entrepreneur Support	Yellowknife	\$3,882
193	26	Energy Wall & Building Products Ltd. Entrepreneur Support	Yellowknife	\$7,290
194	27	Enodah Wilderness Travel Entrepreneur Support	Yellowknife	\$14,995
195	28	Evans, Lesley Ann Micro-Business	Yellowknife	\$5,000
196	29	Fit 2 the T Business Intelligence and Networking	Yellowknife	\$1,838
197	30	Folk On The Rocks Community Economic Development	Yellowknife	\$9,249

Support For Entrepreneur And Economic Development Policy Industry, Tourism and Investment 2012/2013

Region:		<u>North Slave</u>		
198	31	Forsbloom, Bonnie Micro-Business	Yellowknife	\$5,000
199	32	Francoeur, Sylvie Business Intelligence and Networking	Yellowknife	\$3,000
200	33	Gon, Jesse James Entrepreneur Support	Yellowknife	\$11,205
201	34	Jackson, Marcus Micro-Business	Yellowknife	\$3,840
202	35	Johnson, Lesley Ann Micro-Business	Yellowknife	\$3,191
203	36	Just Furs Business Intelligence and Networking	Yellowknife	\$1,399
204	37	Kay, Lucy Elizabeth Micro-Business	Yellowknife	\$1,750
205	38	Kellett Communications Entrepreneur Support	Yellowknife	\$17,170
206	39	Kendrick, Wayne Micro-Business	Yellowknife	\$5,000
207	40	Kerry's Salvage & Firewood Entrepreneur Support	Yellowknife	\$15,000
208	41	Kussy, Robert A. Entrepreneur Support	Yellowknife	\$1,433
209	42	Lac La Martre Adventures Entrepreneur Support	Whati	\$14,924
210	43	Lamouelle, Mary Louise Micro-Business	Behchoko	\$1,048
211	44	L'Association Franco-Culturelle de Yellowknife Community Economic Development	Yellowknife	\$10,000
212	45	Life Care Planning Ltd. Entrepreneur Support	Yellowknife	\$9,625

Support For Entrepreneur And Economic Development Policy Industry, Tourism and Investment 2012/2013

Region: North Slave

213	46	Lutsel K'e Dene First Nation Community Economic Development	Lutsel K'e	\$26,013
214	47	MacDougall, Ian Lloyd Chadwick Micro-Business	Yellowknife	\$5,000
215	48	Marsh, Brandan Micro-Business	Yellowknife	\$2,270
216	49	Maximum Limit Fishing Micro-Business	Yellowknife	\$6,740
217	50	Milligan, Daniel Burton Micro-Business	Yellowknife	\$5,000
218	51	Nextreme Steel Specialists Entrepreneur Support	Yellowknife	\$15,000
219	52	Nitsiza, Gilbert J. Micro-Business	Whati	\$5,000
220	53	North Slave Metis Alliance Community Economic Development	Yellowknife	\$4,000
221	54	Northern Exposure Entrepreneur Support	Behchoko	\$15,000
222	55	Northern Frontier Visitors Association Community Economic Development	Yellowknife	\$50,000
223	56	Northern Safety Association Business Intelligence and Networking	Yellowknife	\$719
224	57	Northern Star Aviation Services Entrepreneur Support	Yellowknife	\$10,260
225	58	Northwest Territories Tourism Entrepreneur Support	Yellowknife	\$40,000
226	59	NWT & Nunavut Chamber Community Economic Development	Yellowknife	\$17,500
227	60	Old Town Community Association Community Economic Development	Yellowknife	\$8,955

Support For Entrepreneur And Economic Development Policy Industry, Tourism and Investment 2012/2013

Region:

North Slave

228	61	Our Video Store Entrepreneur Support	Behchoko	\$10,000
229	62	Paul Bros Welding Ltd. Entrepreneur Support	Yellowknife	\$15,000
230	63	Pokiak, Myrna Evelyn Entrepreneur Support	Yellowknife	\$7,989
231	64	Reaney Writing and Communications Cons. Ltd. Business Intelligence and Networking	Yellowknife	\$562
232	65	Robert, Monique Entrepreneur Support	Yellowknife	\$3,921
233	66	Sangris, Ernie Micro-Business	Dettah	\$5,000
234	67	Silke, Andrew Jeremy Entrepreneur Support	Yellowknife	\$3,353
235	68	Snowkings Winter Festival Community Economic Development	Yellowknife	\$15,000
236	69	Soldat, Mary Micro-Business	Yellowknife	\$940
237	70	The J Group Ltd. Entrepreneur Support	Yellowknife	\$15,000
238	71	True North Safaris Ltd. Entrepreneur Support	Yellowknife	\$8,100
239	72	UpHere Publishing Ltd. Entrepreneur Support	Yellowknife	\$15,000
240	73	Walden, Jennifer F. Entrepreneur Support	Yellowknife	\$1,215
241	74	Western Arctic Moving Pictures Community Economic Development	Yellowknife	\$10,000
242	75	Winkler, Marc Entrepreneur Support	Yellowknife	\$15,500

**Support For Entrepreneur And Economic Development Policy
Industry, Tourism and Investment 2012/2013**

Region: North Slave

243	76	Yellowknife Artist Run Community Centre Community Economic Development	Yellowknife	\$15,000
244	77	Yellowknife Chamber of Commerce Community Economic Development	Yellowknife	\$21,053
245	78	Yellowknife Glass Recyclers Co-op Entrepreneur Support	Yellowknife	\$14,728
246	79	Yellowknife Tours Ltd. Entrepreneur Support	Yellowknife	\$5,537
247	80	Zoe, Denise Alice Micro-Business	Behchoko	\$3,000

Funding: \$710,985

Support For Entrepreneur And Economic Development Policy Industry, Tourism and Investment 2012/2013

Region:

NWT Pan-Territorial

248	1	CDETNO Community Economic Development	Corporate	\$24,624
249	2	Denendeh Development Corporation Community Economic Development	Corporate	\$30,000
250	3	Denendeh Investments Inc. Community Economic Development	Corporate	\$70,000
251	4	Music NWT (RAANT) Community Economic Development	Corporate	\$6,600
252	5	Northern Aboriginal Business Association Community Economic Development	Corporate	\$30,000
253	6	Northern Governance & Economic Conference Community Economic Development	Corporate	\$20,000
254	7	Northwest Territories Tourism Entrepreneur Support	Corporate	\$100,000
255	8	NWT Chamber of Commerce Entrepreneur Support	Corporate	\$60,850
256	9	NWT Community Futures Association Community Economic Development	Corporate	\$5,975
257	10	NWT Construction Association Community Economic Development	Corporate	\$27,500
258	11	NWT Professional Media Association Community Economic Development	Corporate	\$13,000
259	12	NWT Seniors Society Community Economic Development	Corporate	\$15,000
260	13	UpHere Publishing Ltd. Community Economic Development	Corporate	\$25,000
261	14	Western Arctic Moving Pictures Community Economic Development	Corporate	\$11,500
262	15	Yellowknife Chamber of Commerce Community Economic Development	Corporate	\$12,000

Funding: \$452,049

Support For Entrepreneur And Economic Development Policy Industry, Tourism and Investment 2012/2013

Region:		<u>Sahtu</u>		
263	1	Andrew, Richard Micro-Business	Tulita	\$5,690
264	2	Aurora Technologies Ltd. Sector Support	Norman Wells	\$12,159
265	3	Baptiste, Brenda J. Micro-Business	Deline	\$2,627
266	4	Baptiste, Jane Micro-Business	Deline	\$2,498
267	5	Baton, Cecilia Micro-Business	Deline	\$3,000
268	6	Baton, Erma Rose Micro-Business	Deline	\$4,590
269	7	Baton, George Micro-Business	Deline	\$4,956
270	8	Baton, Marie Micro-Business	Deline	\$3,530
271	9	Bear Rock Taxi & Transportation Services Entrepreneur Support	Tulita	\$15,000
272	10	Behdzi Ahda First Nation Econ. Dev. & Tourism Entrepreneur Support	Colville Lake	\$7,841
273	11	Bernarde, Alice Micro-Business	Tulita	\$3,000
274	12	BJ Services Ltd. Business Intelligence and Networking	Tulita	\$2,123
275	13	Blanco, John Jr. Micro-Business	Colville Lake	\$2,180
276	14	Blondin, Dora Jane Micro-Business	Deline	\$2,873
277	15	Charter Community of Deline Community Economic Development	Deline	\$20,000

Support For Entrepreneur And Economic Development Policy Industry, Tourism and Investment 2012/2013

Region: **Sahtu**

278	16	Clement, Blue Lance Micro-Business	Sahtu Regional	\$2,500
279	17	Deline Communications Entrepreneur Support	Deline	\$9,694
280	18	Deline First Nation Community Economic Development	Deline	\$48,800
281	19	Deline Land Corporation Community Economic Development	Sahtu Regional	\$24,532
282	20	Dolphus, Roberta Micro-Business	Deline	\$5,000
283	21	Drum Lake Lodge Sector Support	Sahtu Regional	\$10,820
284	22	Elemie, Judy Marie Micro-Business	Deline	\$3,884
285	23	Elemie, Rose Mary Micro-Business	Deline	\$4,796
286	24	Fort Norman Metis Land Corporation Community Economic Development	Tulita	\$16,000
287	25	Global Technical Systems Ltd. Business Intelligence and Networking	Norman Wells	\$1,754
288	26	K'asho Got'ine Charter Community Community Economic Development	Fort Good Hope	\$36,530
289	27	K'asho Got'ine Development Corporation Entrepreneur Support	Fort Good Hope	\$14,980
290	28	Kenny, Bertha Jean Micro-Business	Deline	\$2,880
291	29	Kenny, Christine Micro-Business	Deline	\$2,873
292	30	Kenny, Elizabeth Micro-Business	Deline	\$3,325

Support For Entrepreneur And Economic Development Policy Industry, Tourism and Investment 2012/2013

Region:		<u>Sahtu</u>		
293	31	Kenny, Marlene Micro-Business	Deline	\$5,000
294	32	Kosh, Beatrice Katerina Micro-Business	Tulita	\$3,500
295	33	Lennie, Julie Micro-Business	Tulita	\$5,000
296	34	Lennie, Sarah Micro-Business	Tulita	\$3,800
297	35	Little Dipper Cartage & Services Entrepreneur Support	Fort Good Hope	\$15,000
298	36	Mackeinzo, Stella Micro-Business	Deline	\$3,000
299	37	Mandi Lee's Mobile Kitchen Sector Support	Norman Wells	\$2,671
300	38	McPherson, Kerri Marie Micro-Business	Tulita	\$2,100
301	39	Menacho, Charlotte Micro-Business	Tulita	\$5,000
302	40	Naedzo, Elsie Micro-Business	Tulita	\$5,000
303	41	Ne'Rahten Development Ltd. Community Economic Development	Fort Good Hope	\$25,000
304	42	Norman Wells & District Chamber of Comm. Business Intelligence and Networking	Norman Wells	\$3,000
305	43	Norman Wells Historical Society Community Economic Development	Norman Wells	\$12,524
306	44	Norman Wells Land Corporation Community Economic Development	Norman Wells	\$16,000
307	45	Riverview Stationary & Supplies Inc. Entrepreneur Support	Norman Wells	\$2,750

Support For Entrepreneur And Economic Development Policy Industry, Tourism and Investment 2012/2013

Region:		<u>Sahtu</u>		
308	46	Roche, Paulina Micro-Business	Deline	\$4,998
309	47	Sahtu Business Development Centre Business Intelligence and Networking	Norman Wells	\$11,632
310	48	Sahtu Dene Council Community Economic Development	Deline	\$25,000
311	49	Takazo, Elizabeth D. Micro-Business	Deline	\$3,757
312	50	Takazo, Rosie Micro-Business	Deline	\$1,693
313	51	Taneton, Miles Micro-Business	Deline	\$4,998
314	52	Taniton, Bernadette Micro-Business	Deline	\$2,650
315	53	Taniton, Jane Micro-Business	Deline	\$1,064
316	54	TDJ Mechanical Services Limited Entrepreneur Support	Fort Good Hope	\$9,778
317	55	Techi?Q Ltd. Sector Support	Deline	\$70,000
318	56	Town of Norman Wells Sector Support	Norman Wells	\$8,485
319	57	T'Seleie Jr., Frank Micro-Business	Fort Good Hope	\$3,365
320	58	Tulita Dene Band Business Intelligence and Networking	Tulita	\$4,678
321	59	Tulita Dene Band CEO Community Economic Development	Tulita	\$3,696
322	60	Tulita Yamoria Community Secretariat Community Economic Development	Tulita	\$20,000

**Support For Entrepreneur And Economic Development Policy
Industry, Tourism and Investment 2012/2013**

Region:

Sahtu

323	61	Tutcho, Camilla Micro-Business	Deline	\$3,016
324	62	Tutcho, Marlene Micro-Business	Deline	\$1,700
325	63	Two Rivers Development Group Ltd. Community Economic Development	Sahtu Regional	\$26,800
326	64	Vital, Mary Ann Micro-Business	Deline	\$2,097
327	65	Wright Convenience Store Entrepreneur Support	Tulita	\$29,400
328	66	Yakeleya, Jane Micro-Business	Tulita	\$5,000
329	67	Yamoga Lands Corporation Sector Support	Fort Good Hope	\$25,000

Funding: \$658,585

Support For Entrepreneur And Economic Development Policy Industry, Tourism and Investment 2012/2013

Region:

South Slave

330	1	6385 NWT Ltd. Entrepreneur Support	Hay River	\$12,450
331	2	Andy's Auto Service Entrepreneur Support	Hay River	\$4,410
332	3	Auger, Elaine Grace Micro-Business	Hay River Reserve	\$4,000
333	4	B.A.M. Industries Micro-Business	Fort Smith	\$3,500
334	5	Beaulieu, Louise Nora Micro-Business	Fort Smith	\$2,100
335	6	Beaulieu, Robert Paul Micro-Business	Fort Resolution	\$5,000
336	7	Blesse, Lynette Micro-Business	Fort Smith	\$2,851
337	8	Borden, Ozell Micro-Business	Fort Resolution	\$5,000
338	9	Browning, Rose Marie Micro-Business	Hay River	\$1,845
339	10	Buggins, Darlene Edna Micro-Business	Hay River Reserve	\$4,604
340	11	Canadien, Genevieve Micro-Business	Fort Providence	\$5,000
341	12	Canoe Arctic Inc. Entrepreneur Support	Fort Smith	\$15,000
342	13	Carpenter, Linda Entrepreneur Support	Fort Resolution	\$4,812
343	14	Clouthier, Scott Micro-Business	Hay River	\$4,122
344	15	Daigneault, Kirsten Micro-Business	Hay River	\$2,105

Support For Entrepreneur And Economic Development Policy Industry, Tourism and Investment 2012/2013

Region: South Slave

345	16	Danielsen, Lena Micro-Business	Hay River	\$3,500
346	17	Deh Gah Bridge Ltd. Entrepreneur Support	Fort Providence	\$13,630
347	18	Deh Gah Dog Musers Club Community Economic Development	Fort Providence	\$8,389
348	19	Deh Gah Got'ie First Nation Community Economic Development	Fort Providence	\$27,194
349	20	Deneyoua, Cecile Irene Micro-Business	Hay River	\$1,798
350	21	Deninu K'ue Development Corporation Community Economic Development	Fort Resolution	\$25,600
351	22	Digout, Shirley Micro-Business	Hay River	\$2,450
352	23	Dragon, Jane Micro-Business	Fort Smith	\$2,921
353	24	Edjericon Jr, Ray Micro-Business	Fort Resolution	\$5,000
354	25	Evans, Earl David Entrepreneur Support	Fort Smith	\$11,760
355	26	Fabien, Keith Lance Entrepreneur Support	Fort Resolution	\$11,530
356	27	Farcy, Trinette Micro-Business	Fort Providence	\$4,572
357	28	Firth-Jones, Ann Rose Micro-Business	Hay River	\$800
358	29	Foote, Cheryl Micro-Business	Fort Smith	\$959
359	30	Fort Providence Metis Council Community Economic Development	Fort Providence	\$28,000

Support For Entrepreneur And Economic Development Policy Industry, Tourism and Investment 2012/2013

Region:

South Slave

360	31	Fort Providence Resource Management Community Economic Development	Fort Providence	\$2,200
361	32	Fort Providence Snowmobile Club Community Economic Development	Fort Providence	\$4,961
362	33	Fort Smith Metis Council Community Economic Development	Fort Smith	\$1,000
363	34	Fort Smith Ski Club Community Economic Development	Fort Smith	\$11,795
364	35	Funk, Frances T. Entrepreneur Support	Fort Smith	\$14,908
365	36	Gargan, Albert Micro-Business	Fort Providence	\$556
366	37	Gargan, Crystal Elizabeth Micro-Business	Fort Providence	\$1,020
367	38	Gargan, Tammy Colleen Micro-Business	Fort Providence	\$1,120
368	39	Gateway Jamboree Committee Community Economic Development	Enterprise	\$5,200
369	40	GFB Ventures Ltd. Entrepreneur Support	Hay River	\$2,800
370	41	Gordon, Annie Pauline Micro-Business	Fort Smith	\$5,000
371	42	Greenland, Lillian Helen Joyce Micro-Business	Fort Smith	\$1,500
372	43	Grenier, Amanda Carolyn Micro-Business	Fort Smith	\$3,252
373	44	Hamlet of Enterprise Community Economic Development	Enterprise	\$3,750
374	45	Hay River Artisans Community Economic Development	Hay River	\$17,316

Support For Entrepreneur And Economic Development Policy Industry, Tourism and Investment 2012/2013

Region: South Slave

375	46	Hay River Chamber of Commerce Community Economic Development	Hay River	\$29,392
376	47	Hay River Early Music Society Community Economic Development	Hay River	\$7,000
377	48	Hay River Homecoming 2013 Community Economic Development	Hay River	\$6,528
378	49	Hay River Jet Boat Race Committee Community Economic Development	Hay River	\$10,800
379	50	Hay River Metis Government Council Community Economic Development	Hay River	\$25,000
380	51	Hay River Music Arts and Culture Society Community Economic Development	Hay River	\$20,000
381	52	Hay River Seniors' Society Community Economic Development	Hay River	\$25,000
382	53	Head, Evelyn Rose Micro-Business	Fort Providence	\$1,640
383	54	Hilman, Isaac Micro-Business	Hay River	\$5,000
384	55	Hval, William Micro-Business	Fort Smith	\$3,500
385	56	Jewell, Melanie Dawn Micro-Business	Fort Smith	\$3,561
386	57	J's Bed & Breakfast Entrepreneur Support	Fort Resolution	\$7,068
387	58	Katlodeeche First Nation Community Economic Development	Hay River Reserve	\$15,862
388	59	Kikoak, Anneliese Bevington Micro-Business	Fort Smith	\$2,896
389	60	Kolahok-Kallak, Elizabeth Micro-Business	Hay River	\$714

Support For Entrepreneur And Economic Development Policy Industry, Tourism and Investment 2012/2013

Region:

South Slave

390	61	Lacorne, Jolene Micro-Business	Fort Providence	\$1,684
391	62	Lafferty, Tendah Micro-Business	Fort Resolution	\$5,000
392	63	Landry, Michelle M. Micro-Business	Fort Providence	\$1,721
393	64	Lusty, Larissa Fawn Micro-Business	Fort Smith	\$910
394	65	Maisonneuve, Shayla Marie Micro-Business	Hay River	\$4,398
395	66	Mandeville, John Micro-Business	Hay River	\$5,000
396	67	Marshall, Marilyn Micro-Business	Hay River	\$2,800
397	68	Martselos Services Ltd Entrepreneur Support	Fort Smith	\$30,000
398	69	McKay, Dean Ross Micro-Business	Fort Resolution	\$5,000
399	70	McKay, Shannon Entrepreneur Support	Fort Resolution	\$4,700
400	71	Monkman, Jared Micro-Business	Hay River	\$2,800
401	72	Morgan's Mechanical Ltd. Entrepreneur Support	Hay River	\$10,500
402	73	Mouse, Elizabeth Anne Micro-Business	Hay River	\$910
403	74	Mouse, Kathy Micro-Business	Hay River	\$334
404	75	Naegha Zhia Inc. Community Economic Development	Hay River Reserve	\$25,000

Support For Entrepreneur And Economic Development Policy Industry, Tourism and Investment 2012/2013

Region: South Slave

405	76	Nixon, Emmanuelle Entrepreneur Support	Fort Smith	\$6,260
406	77	Noda Enterprises Ltd. Entrepreneur Support	Kakisa	\$19,140
407	78	Northern Life Museum Community Economic Development	Fort Smith	\$7,327
408	79	Northwest Territory Metis Nation Community Economic Development	Fort Smith	\$30,000
409	80	Norwegian, Nellie Anne Micro-Business	Fort Providence	\$2,367
410	81	NWT Kayak Association Community Economic Development	Fort Smith	\$17,500
411	82	Pekok, Sharon Business Intelligence and Networking	Hay River	\$2,744
412	83	Penny, Brenda Micro-Business	Hay River	\$4,983
413	84	Perron, Connie Micro-Business	Fort Providence	\$1,537
414	85	Pinnington, Sean Micro-Business	Hay River	\$5,000
415	86	Polar Pond Hockey Association Community Economic Development	Hay River	\$10,000
416	87	Reliable Group of Companies Ltd. Entrepreneur Support	Hay River	\$30,000
417	88	Roy, Michael B. Micro-Business	Hay River	\$3,747
418	89	Sabourin Sr., Margaret Micro-Business	Fort Providence	\$1,928
419	90	Sand Environmental Excavating Entrepreneur Support	Fort Smith	\$15,000

Support For Entrepreneur And Economic Development Policy Industry, Tourism and Investment 2012/2013

Region:		<u>South Slave</u>		
420	91	Sanderson, Christopher Entrepreneur Support	Fort Providence	\$4,000
421	92	Sanderson, Jennifer Anne Micro-Business	Fort Resolution	\$5,000
422	93	Simba, Fred Entrepreneur Support	Kakisa	\$9,759
423	94	Simpson Island Tours Entrepreneur Support	Fort Resolution	\$3,340
424	95	Squirrel, Lucy Micro-Business	Fort Providence	\$1,700
425	96	Squirrel, Marlene Micro-Business	Fort Providence	\$1,280
426	97	Sunrise Cabinets & Millwork Ltd. Entrepreneur Support	Enterprise	\$6,480
427	98	Territorial Farmers Association Community Economic Development	Hay River	\$12,600
428	99	The Frozen Grape Kitchen Shop Ltd. Entrepreneur Support	Hay River	\$15,000
429	100	Thebacha Business Development Services Community Economic Development	Fort Smith	\$30,000
430	101	Town of Fort Smith Community Economic Development	Fort Smith	\$30,000
431	102	Town of Hay River Community Economic Development	Hay River	\$6,446
432	103	Trennert, Julia Business Intelligence and Networking	Hay River	\$5,663
433	104	Vandell Ventures Ltd. Entrepreneur Support	Fort Providence	\$12,000
434	105	Vizniowski, Gary Micro-Business	Hay River	\$4,088

Support For Entrepreneur And Economic Development Policy Industry, Tourism and Investment 2012/2013

Region: South Slave

435	106	Winter, Jesse Micro-Business	Hay River	\$5,000
436	107	Young, Brandon Micro-Business	Hay River	\$5,000
437	108	Young, Laurie Louise Business Intelligence and Networking	Fort Smith	\$903

Funding: \$881,789

**Support For Entrepreneur And Economic Development Policy
Industry, Tourism and Investment 2012/2013**

Region:

Year-End Corrections

438	1	Accounting Accrual Corrections	-	(\$843)
-----	---	--------------------------------	---	---------

-

Funding: (\$843)

\$4,131,250

