

Official Voting Results 2011



ELECTIONSNWT

21 November 2011


The Honourable Jackie Jacobson
Speaker
Legislative Assembly of the Northwest Territories
P.O. Box 1320
Yellowknife, NT X1A 2L9

Dear Mr. Speaker:

I respectfully submit the Official Voting Results for the territorial general election held on October 3rd, 2011 for the 17th Legislative Assembly of the Northwest Territories. This report is submitted in accordance with section 265 of the *Elections and Plebiscites Act*.

This report illustrates the number of votes cast by polling division for the 16 electoral districts that held polls as well as information on the acclamation of candidates in 3 electoral districts.

Yours truly,

A handwritten signature in black ink, appearing to read 'D M Brock', written in a cursive style.

David M. Brock
Chief Electoral Officer

Contents

Letter to Speaker	3
Preface	5
Voting Opportunities	6
Ballots Cast by Electoral District	7
Special Voting Opportunities	8
Electoral District Results	9
Deh Cho	9
Hay River North	10
Hay River South	11
Inuvik Boot Lake	12
Inuvik Twin Lakes	13
Mackenzie Delta	14
Nahendeh	15
Monfwi	16
Nunakput	17
Sahtu	18
Thebacha	19
Tu Nedhe	20
Frame Lake	21
Great Slave	22
Kam Lake	23
Range Lake	24
Weledeh	25
Yellowknife Centre	26
Yellowknife South	27

Preface

The term of the 16th Legislative Assembly of the Northwest Territories expired on September 4th, 2011. The Commissioner of the Northwest Territories ordered the Chief Electoral Officer to issue writs of election for all 19 electoral districts. The writs were issued on September 5th and made returnable no later than October 17th. The campaign period was 29 days.

Candidates

The nomination period opened on September 5th and closed on September 9th. A total of 47 candidates stood for election. The largest number of candidates in a single electoral district was 5 in Mackenzie Delta; meanwhile, candidates in 3 electoral districts were acclaimed as elected.

Voting

As early as September 5th and running through Saturday, October 1st, eligible electors could cast a ballot in Special Voting Opportunities. Of all ballots cast, 18 per cent were cast in Special Voting Opportunities. Voting in the Office of the Returning Officer accounted for 84 per cent of all ballots cast in Special Voting Opportunities.

Votes were cast at 9 Advance Poll stations (September 22nd) and 38 Polling stations (October 3rd).

In total, 11,865 ballots were cast, representing 48 per cent voter turnout.

The election in Inuvik Boot Lake resulted in a judicial recount. A recount must be conducted if, after the official addition, the number of votes separating the candidate with the most votes from any other candidate is less than two per cent of the total votes cast. In this case, the margin was 5 votes out of 510 ballots cast. After the ballots were recounted, the results remained the same.

Reporting

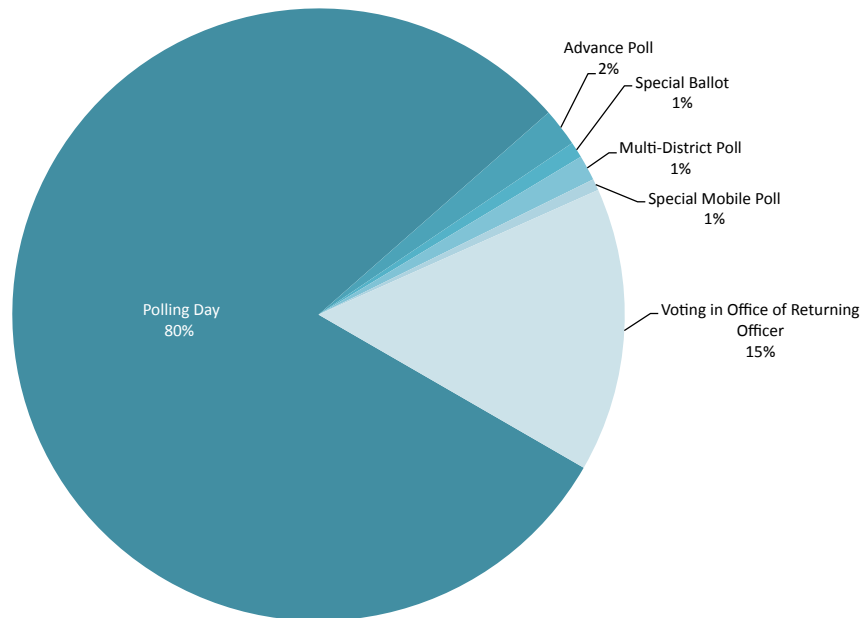
The unofficial results were reported on the Elections NWT website after 8:00 p.m. on October 3rd.

The names of the candidates duly elected in each electoral district are to be published in the *Northwest Territories Gazette* on November 30th, 2011.

These official results are reported in accordance with section 265 of the *Elections and Plebiscites Act*.

Voting Opportunities

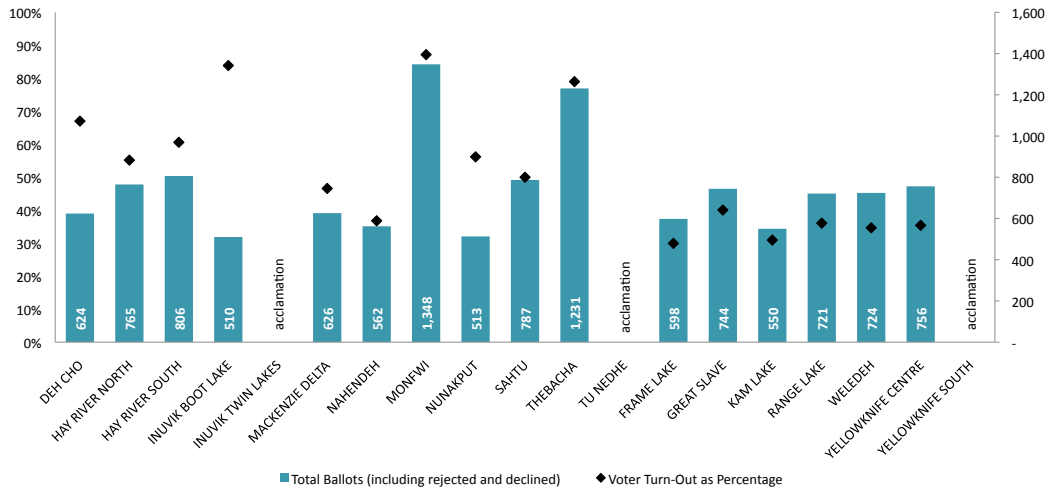
Ballots Cast By Voting Opportunity, as Percentage of Total Votes



	Total Votes	Polling Day	Advance Poll	Special Ballot	Multi-District Poll	Special Mobile Poll	Voting in Office of Returning Officer
Total Votes*:	11,865	9,515	238	100	159	72	1,781
Percentage:		80%	2%	1%	1%	1%	15%

* Includes rejected and declined ballots.

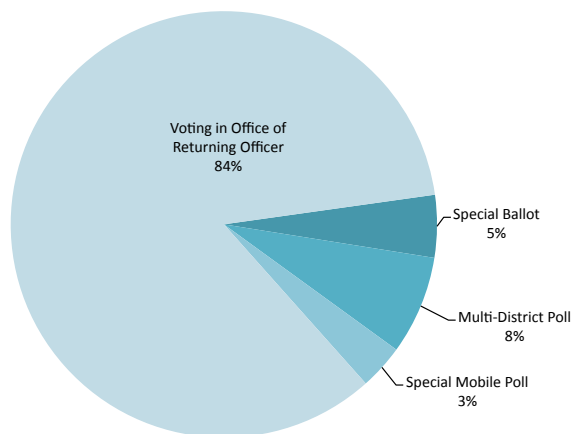
Ballots Cast by Electoral District



District	Polling Divisions	Rejected Ballots	Declined Ballots	Total Ballots (including rejected and declined)	Number of Electors on List	Total Votes as Percentage of Electors on List
DEH CHO	4	4	0	624	931	67%
HAY RIVER NORTH	4	4	0	765	1,386	55%
HAY RIVER SOUTH	3	2	0	806	1,330	61%
INUVIK BOOT LAKE	3	2	0	510	608	84%
INUVIK TWIN LAKES						acclamation
MACKENZIE DELTA	3	4	0	626	1,343	47%
NAHENDEH	8	0	0	562	1,527	37%
MONFWI	7	4	5	1,348	1,546	87%
NUNAKPUT	4	1	1	513	913	56%
SAHTU	5	9	3	787	1,574	50%
THEBACHA	6	3	1	1,231	1,569	79%
TU NEDHE						acclamation
FRAME LAKE	5	0	0	598	1,996	30%
GREAT SLAVE	4	2	0	744	1,857	40%
KAM LAKE	5	2	1	550	1,777	31%
RANGE LAKE	6	3	0	721	1,998	36%
WELEDEH	6	18	3	724	2,088	35%
YELLOWKNIFE CENTRE	6	14	3	756	2,134	35%
YELLOWKNIFE SOUTH						acclamation
Totals:	79	72	17	11,865	24,577	48%

Special Voting Opportunities

Ballots Cast by Type of Special Voting Opportunity, as Percentage of Total Ballots Cast by Special Voting Opportunity



Ballots Cast by Special Voting Opportunity, by Electoral District

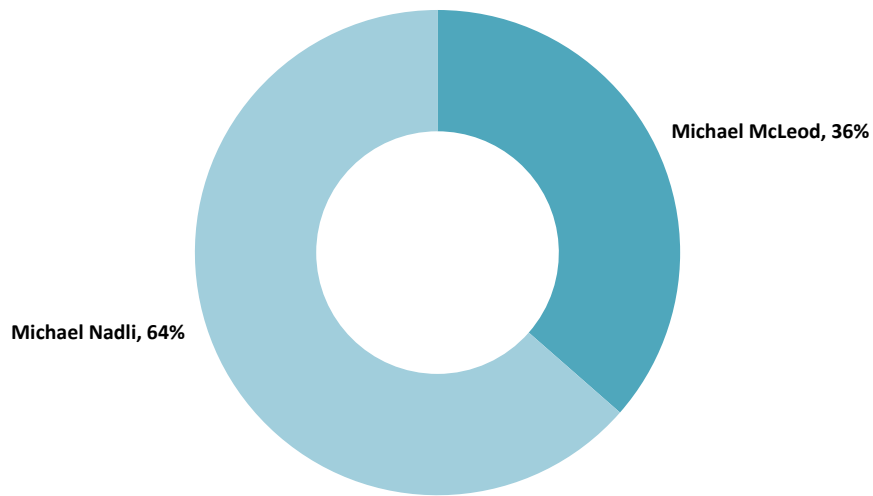
District	Total Votes*	Ballots Cast By Special Voting Opportunity	Ballots Cast by by Special Voting Opportunity as Percentage of Total Votes
DEH CHO	624	44	7%
HAY RIVER NORTH	765	151	20%
HAY RIVER SOUTH	806	258	32%
INUVIK BOOT LAKE	510	101	20%
INUVIK TWIN LAKES			acclamation
MACKENZIE DELTA	626	68	11%
NAHENDEH	562	30	5%
MONFWI	1,348	89	7%
NUNAKPUT	513	40	8%
SAHTU	787	41	5%
THEBACHA	1,231	569	46%
TU NEDHE			acclamation
FRAME LAKE	598	95	16%
GREAT SLAVE	744	144	19%
KAM LAKE	550	68	12%
RANGE LAKE	721	83	12%
WELEDEH	724	130	18%
YELLOWKNIFE CENTRE	756	201	27%
YELLOWKNIFE SOUTH			acclamation
Totals:	11,865	2,112	

* Includes rejected and declined ballots.

Deh Cho

Returning Officer: Phoebe Parent - Fort Providence, NT

Candidates: Michael McLeod
Michael Nadli



Ballots cast for:	Polling Division				Special Voting Opportunities	Total Votes**	Total Votes as Percentage
	1 Fort Providence	2 Kakisa	3 Enterprise	4 Hay River Reserve			
Michael McLeod	128	6	22	54	16	226	36%
Michael Nadli	282	21	3	60	28	394	64%

Candidate Duly Elected: Michael Nadli

Margin*: 168 (28%)

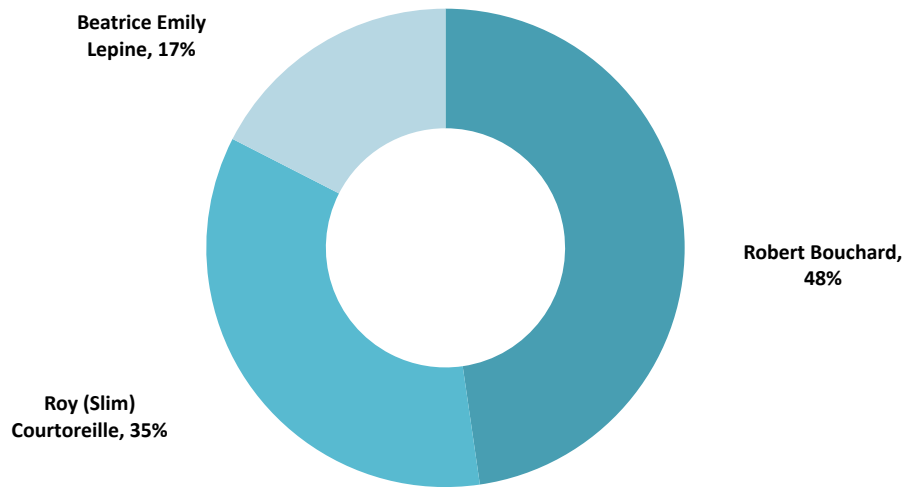
* The margin by which the candidate receiving the most votes exceeded the second place candidate, as a total and as a percentage.

** Does not include rejected or declined ballots.

Hay River North

Returning Officer: Tessie Gonzales - Hay River, NT

Candidates: Beatrice Emily Lepine
 Roy (Slim) Courtoreille
 Robert Bouchard



Ballots cast for:	Polling Division				Special Voting Opportunities	Total Votes**	Total Votes as Percentage
	1	2	3	4			
Robert Bouchard	52	48	86	95	82	363	48%
Roy (Slim) Courtoreille	65	41	57	53	49	265	35%
Beatrice Emily Lepine	59	25	16	13	20	133	17%

Candidate Duly Elected: Robert Bouchard

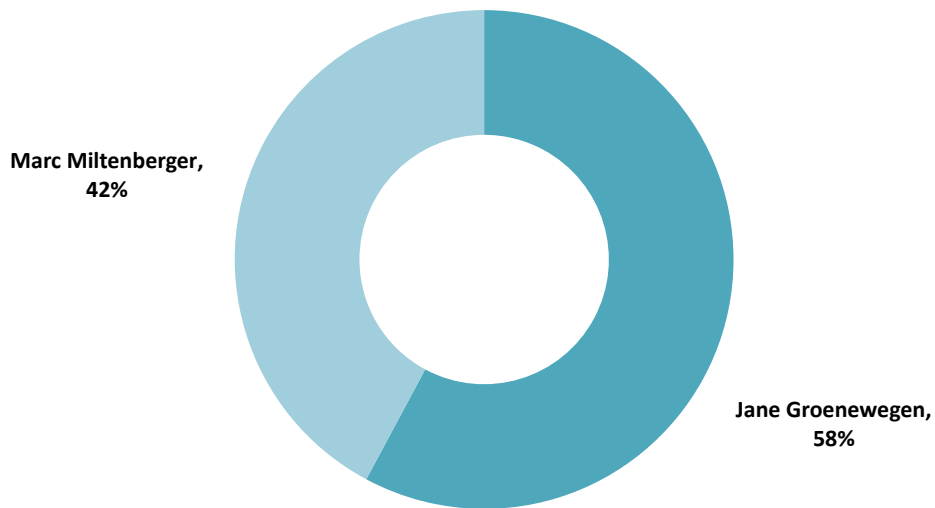
Margin*: 98 (13%)

* The margin by which the candidate receiving the most votes exceeded the second place candidate, as a total and as a percentage.
 ** Does not include rejected or declined ballots.

Hay River South

Returning Officer: Heather Coakwell - Hay River, NT

Candidates: Marc Miltenberger
Jane Groenewegen



Ballots cast for:	Polling Division			Special Voting Opportunities	Total Votes**	Total Votes as Percentage
	1	2	3			
Jane Groenewegen	101	95	112	157	465	58%
Marc Miltenberger	80	81	77	101	339	42%

Candidate Duly Elected: Jane Groenewegen

Margin*: 126 (16%)

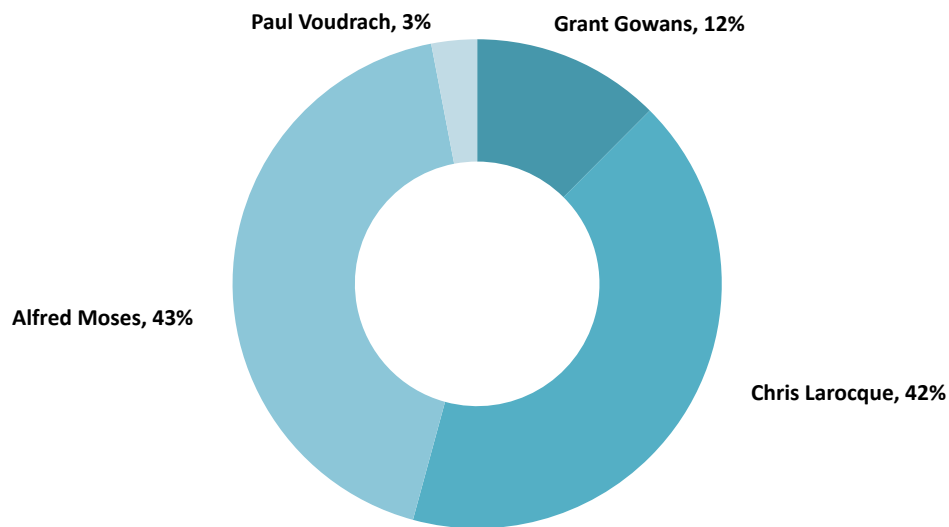
* The margin by which the candidate receiving the most votes exceeded the second place candidate, as a total and as a percentage.

** Does not include rejected or declined ballots.

Inuvik Boot Lake

Returning Officer: Arlene Hansen - Inuvik, NT

Candidates: Grant Gowans
Chris Larocque
Alfred Moses
Paul Voudrach



Ballots cast for:	Polling Division			Special Voting Opportunities	Total Votes**	Total Votes as Percentage
	1	2	3			
Grant Gowans	9	31	14	9	63	12%
Chris Larocque	30	72	62	47	211	42%
Alfred Moses	38	73	66	39	216	43%
Paul Voudrach	3	6	3	6	18	3%

Candidate Duly Elected: Alfred Moses

Margin*: 5 (1%)

* The margin by which the candidate receiving the most votes exceeded the second place candidate, as a total and as a percentage.
** Does not include rejected or declined ballots.

Inuvik Twin Lakes

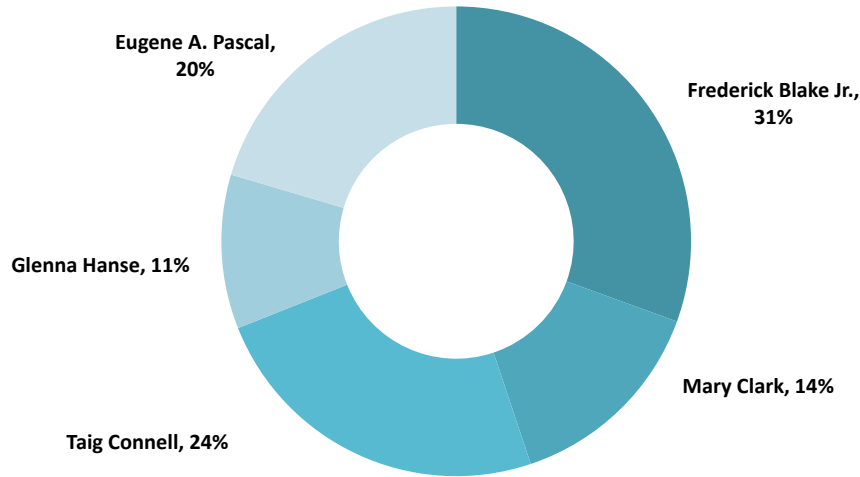
Returning Officer: Juanita Bourque - Inuvik, NT

Elected by Acclamation: Robert C. McLeod

Mackenzie Delta

Returning Officer: Daryn Erigaktuak - Aklavik, NT

Candidates: Frederick Blake Jr.
 Mary Clark
 Taig Connell
 Glenna Hansen
 Eugene A. Pascal



	Polling Division			Special Voting Opportunities	Total Votes**	Total Votes as Percentage
	1 Aklavik	2 Fort Macpherson	3 Tsiigehtchic			
Ballots cast for:						
Frederick Blake Jr.	44	94	37	15	190	31%
Mary Clark	4	69	10	6	89	14%
Taig Connell	18	120	4	8	150	24%
Glenna Hansen	34	18	5	9	66	11%
Eugene A. Pascal	66	26	5	30	127	20%

Candidate Duly Elected: Frederick Blake Jr.

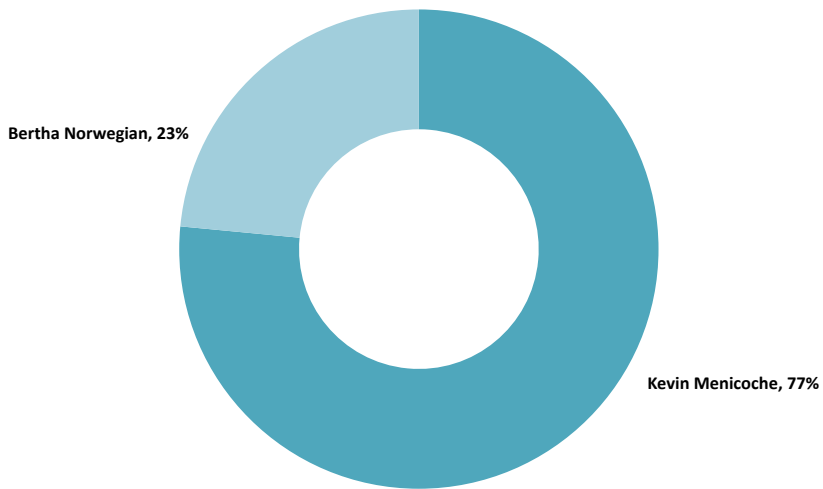
Margin*: 40 (7%)

* The margin by which the candidate receiving the most votes exceeded the second place candidate, as a total and as a percentage.
 ** Does not include rejected or declined ballots.

Nahendeh

Returning Officer: Deborah Stipdonk - Fort Simpson, NT

Candidates: Kevin Menicoche
Bertha Norwegian



Ballots cast for:	Polling Division								Special Voting Opportunities	Total Votes**	Total Votes as Percentage
	1 Fort Simpson North	2 Fort Simpson Central	3 Fort Simpson South	4 Jean Marie River	5 Trout Lake	6 Wrigley	7 Fort Liard	8 Nahanni Butte			
Kevin Menicoche	103	75	64	21	35	16	71	25	20	430	77%
Bertha Norwegian	34	38	19	4	3	10	7	7	10	132	23%

Candidate Duly Elected: Kevin Menicoche

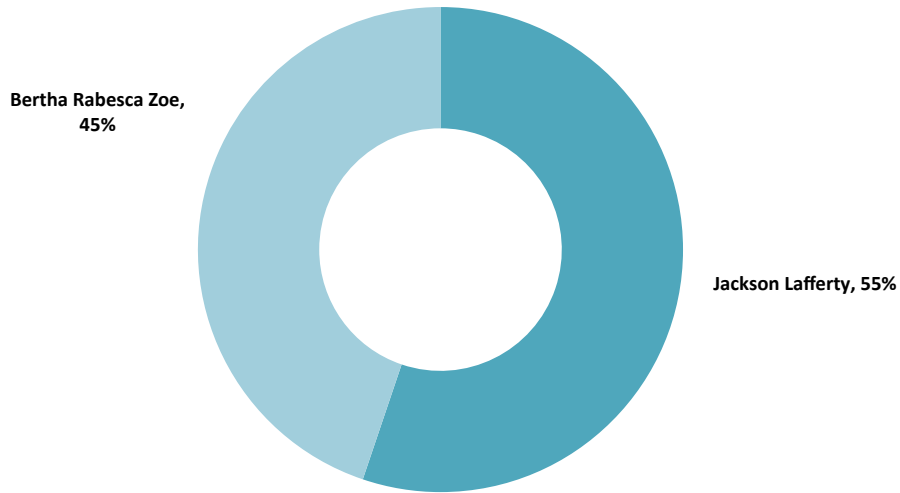
Margin*: 298 (53%)

* The margin by which the candidate receiving the most votes exceeded the second place candidate, as a total and as a percentage.
** Does not include rejected or declined ballots.

Monfwi

Returning Officer: Harriet Koyina - Behchoko, NT

Candidates: Jackson Lafferty
Bertha Rabesca Zoe



	Polling Division							Special Voting Opportunities	Total Votes**	Total Votes as Percentage
	1 Behchoko South	2 Behchoko North	3 Behchoko East	4 Edzo	5 Whati	6 Gameti	7 Wekweeti			
Ballots cast for:										
Jackson Lafferty	49	142	116	57	188	84	39	64	739	55%
Bertha Rabesca Zoe	89	132	138	90	59	49	18	25	600	45%

Candidate Duly Elected: Jackson Lafferty

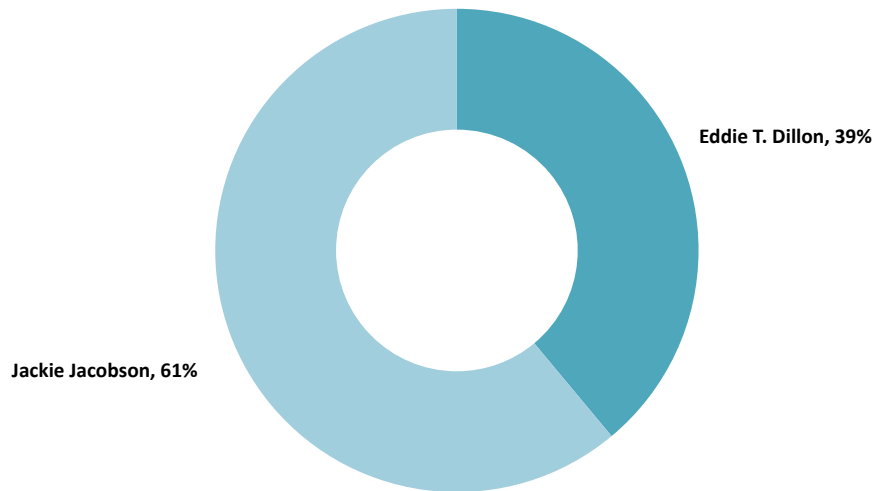
Margin*: 139 (10%)

* The margin by which the candidate receiving the most votes exceeded the second place candidate, as a total and as a percentage.
** Does not include rejected or declined ballots.

Nunakput

Returning Officer: Molly Nogasak - Tuktoyaktuk, NT

Candidates: Eddie T. Dillon
Jackie Jacobson



	Polling Division				Special Voting Opportunities	Total Votes**	Total Votes as Percentage
	1 Tuktoyaktuk	2 Paulatuk	3 Sachs Harbour	4 Ulukhaktok			
Ballots cast for:							
Eddie T. Dillon	107	25	15	25	27	199	39%
Jackie Jacobson	161	79	9	50	13	312	61%

Candidate Duly Elected: Jackie Jacobson

Margin*: 113 (22%)

* The margin by which the candidate receiving the most votes exceeded the second place candidate, as a total and as a percentage.

** Does not include rejected or declined ballots.

Sahtu

Returning Officer: Margrit Minder - Norman Wells, NT

Candidates: Rocky E. Norwegian
Norman Yakeleya



Ballots cast for:	Polling Division					Special Voting Opportunities	Total Votes**	Total Votes as Percentage
	1 Colville Lake	2 Fort Good Hope	3 Norman Wells	4 Tulita	5 Deline			
Rocky E. Norwegian	9	44	43	114	89	13	312	40%
Norman Yakeleya	39	123	85	103	85	28	463	60%

Candidate Duly Elected: Norman Yakeleya

Margin*: 151 (20%)

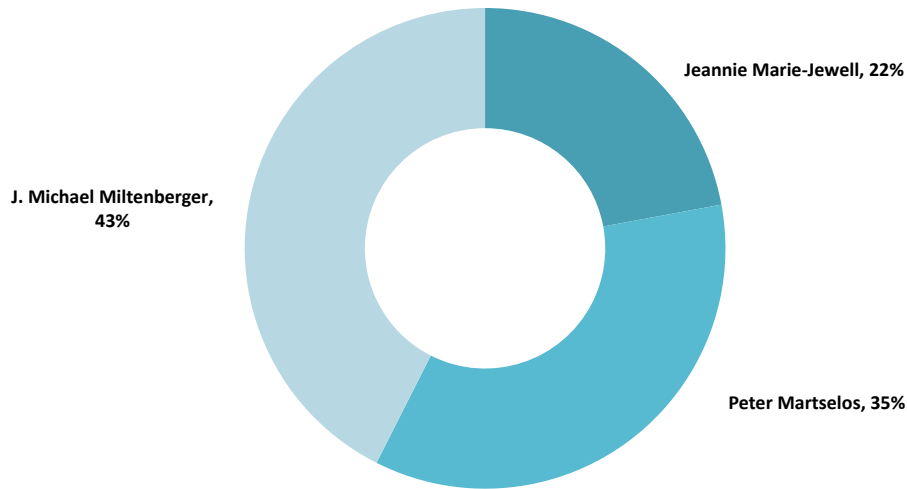
* The margin by which the candidate receiving the most votes exceeded the second place candidate, as a total and as a percentage.

** Does not include rejected or declined ballots.

Thebacha

Returning Officer: Margo Harney - Fort Smith, NT

Candidates: Jeannie Marie-Jewell
 Peter Martselos
 J. Michael Miltenberger



Ballots cast for:	Polling Division						Special Voting Opportunities	Total Votes**	Total Votes as Percentage
	1	2	3	4	5	6			
Jeannie Marie-Jewell	15	25	14	39	18	23	137	271	22%
Peter Martselos	39	26	18	44	21	47	239	434	35%
J. Michael Miltenberger	74	60	26	65	34	70	193	522	43%

Candidate Duly Elected: J. Michael Miltenberger

Margin*: 88 (8%)

* The margin by which the candidate receiving the most votes exceeded the second place candidate, as a total and as a percentage.
 ** Does not include rejected or declined ballots.

Tu Nedhe

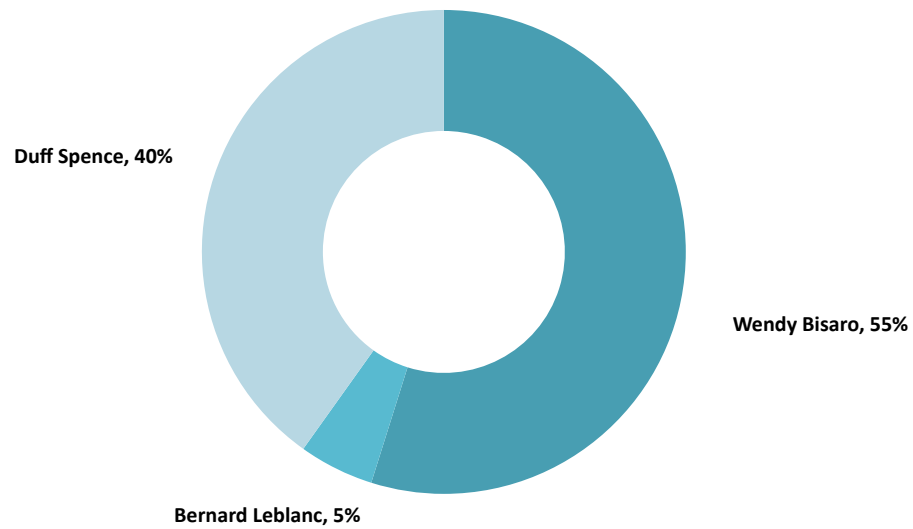
Returning Officer: Antoinette Lafferty - Fort Resolution, NT

Elected by Acclamation: Tom R. Beaulieu

Frame Lake

Returning Officer: Shauna Morgan - Yellowknife, NT

Candidates: Wendy Bisaro
Bernard Leblanc
Duff Spence



Ballots cast for:	Polling Division					Special Voting Opportunities	Total Votes**	Total Votes as Percentage
	1	2	3	4	5			
Wendy Bisaro	88	37	26	41	74	62	328	55%
Bernard Leblanc	10	7	4	2	4	3	30	5%
Duff Spence	41	45	55	20	49	30	240	40%

Candidate Duly Elected: Wendy Bisaro

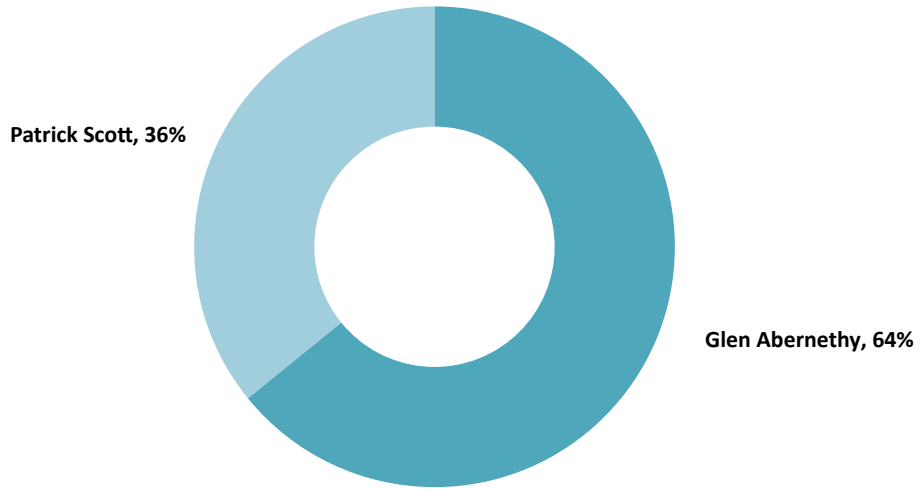
Margin*: 88 (15%)

* The margin by which the candidate receiving the most votes exceeded the second place candidate, as a total and as a percentage.
** Does not include rejected or declined ballots.

Great Slave

Returning Officer: Brenda Kolson - Yellowknife, NT

Candidates: Glen Abernethy
Patrick Scott



Ballots cast for:	Polling Division				Special Voting Opportunities	Total Votes**	Total Votes as Percentage
	1	2	3	4			
Glen Abernethy	111	68	104	108	85	476	64%
Patrick Scott	54	48	63	42	59	266	36%

Candidate Duly Elected: Glen Abernethy

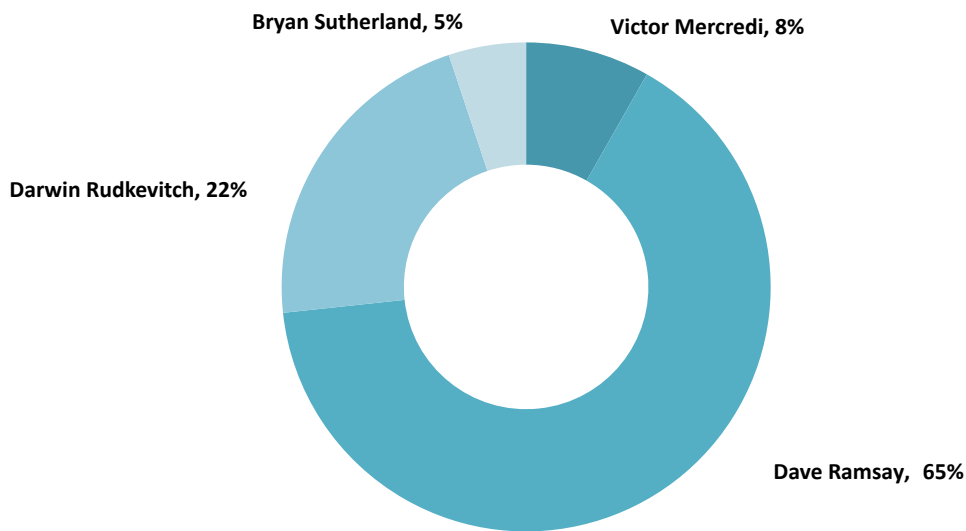
Margin*: 210 (28%)

* The margin by which the candidate receiving the most votes exceeded the second place candidate, as a total and as a percentage.
 ** Does not include rejected or declined ballots.

Kam Lake

Returning Officer: Mary Beauchamp - Yellowknife, NT

Candidates: Victor Mercredi
 Dave Ramsay
 Darwin Rudkevitch
 Bryan Sutherland



Ballots cast for:	Polling Division					Special Voting Opportunities	Total Votes**	Total Votes as Percentage
	1	2	3	4	5			
Victor Mercredi	11	14	9	5	2	4	45	8%
Dave Ramsay	34	61	67	89	63	42	356	65%
Darwin Rudkevitch	8	11	3	35	46	15	118	22%
Bryan Sutherland	2	4	4	10	1	7	28	5%

Candidate Duly Elected: Dave Ramsay

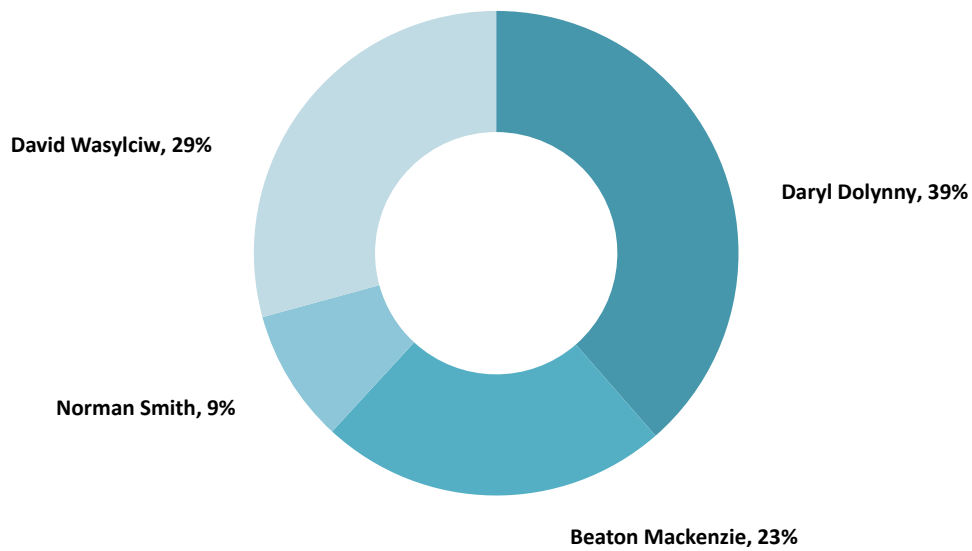
Margin*: 238 (43%)

* The margin by which the candidate receiving the most votes exceeded the second place candidate, as a total and as a percentage.
 ** Does not include rejected or declined ballots.

Range Lake

Returning Officer: Marjolaine Larocque - Yellowknife, NT

Candidates: Daryl Dolynny
Beaton Mackenzie
Norman Smith
David Wasylciw



Ballots cast for:	Polling Division						Special Voting Opportunities	Total Votes**	Total Votes as Percentage
	1	2	3	4	5	6			
Daryl Dolynny	14	41	40	43	38	61	40	277	39%
Beaton Mackenzie	15	12	24	26	35	31	24	167	23%
Norman Smith	6	9	21	12	6	10	0	64	9%
David Wasylciw	8	25	34	43	46	35	19	210	29%

Candidate Duly Elected: Daryl Dolynny

Margin*: 67 (10%)

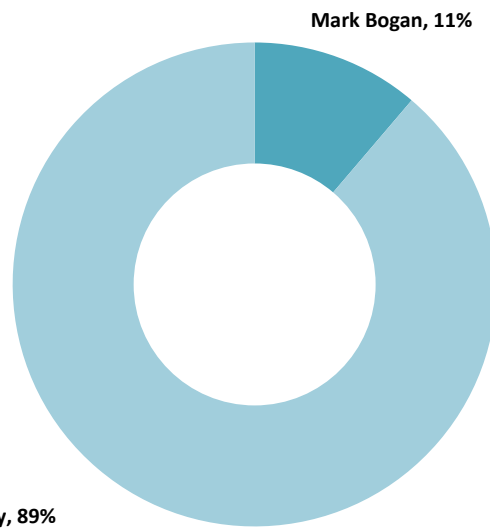
* The margin by which the candidate receiving the most votes exceeded the second place candidate, as a total and as a percentage.

** Does not include rejected or declined ballots.

Weledeh

Returning Officer: Pam Dunbar - Yellowknife, NT

Candidates: Mark Bogan
Bob Bromley



Ballots cast for:	Polling Division						Special Voting Opportunities	Total Votes**	Total Votes as Percentage
	1	2	3	4	5	6			
Mark Bogan	12	11	14	19	8	7	8	79	11%
Bob Bromley	96	34	124	116	97	35	122	624	89%

Candidate Duly Elected: Bob Bromley

Margin*: 545 (78%)

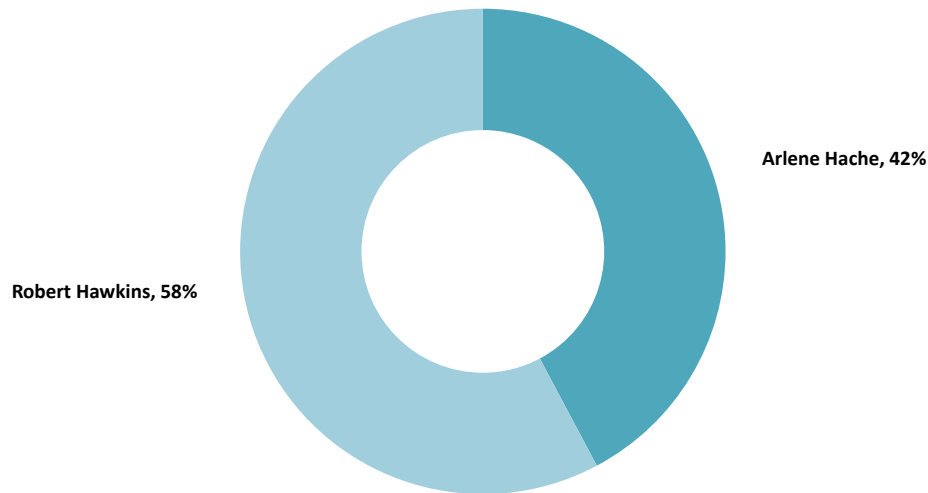
* The margin by which the candidate receiving the most votes exceeded the second place candidate, as a total and as a percentage.

** Does not include rejected or declined ballots.

Yellowknife Centre

Returning Officer: Amanda Mallon - Yellowknife, NT

Candidates: Arlene Hache
Robert Hawkins



Ballots cast for:	Polling Division						Special Voting Opportunities	Total Votes**	Total Votes as Percentage
	1	2	3	4	5	6			
Arlene Hache	39	47	26	37	34	45	84	312	42%
Robert Hawkins	74	66	20	48	55	47	117	427	58%

Candidate Duly Elected: Robert Hawkins

Margin*: 115 (16%)

* The margin by which the candidate receiving the most votes exceeded the second place candidate, as a total and as a percentage.

** Does not include rejected or declined ballots.

Yellowknife South

Returning Officer: Patrizia Thagard - Yellowknife, NT

Elected by Acclamation: Bob McLeod



ELECTIONS NWT

867-920-6999
1-800-661-0796

electionsnwt.ca