

**Grants and Contributions Programs**

**Results Report 2008/2009**





# TABLE OF CONTENTS

EXECUTIVE SUMMARY	
PREFACE	1
SUMMARY OF RESULTS	1
CHANGING DEMAND	3
NEW BUSINESS PROGRAMS	3
REGIONAL RESULTS	4
COMMUNITY LEVELS	5
CONTRIBUTIONS BY SECTOR AND ACTIVITY	6
PROGRAM DETAIL	7
COMMUNITY DETAIL	8
HIGHLIGHTS	9
INVESTMENT AND ECONOMIC ANALYSIS	
BUSINESS DEVELOPMENT FUND	10
COMMUNITY TRANSFER INITIATIVES	12
GRANTS TO SMALL BUSINESS	14
SUPPORT FOR ENTREPRENEURS AND ECONOMIC DEVELOPMENT	16
TRADITIONAL ECONOMY	
COMMERCIAL FISHERY ASSISTANCE	18
COMMUNITY HARVESTERS ASSISTANCE PROGRAM	20
FUR PRICE PROGRAM	22
HUNTERS AND TRAPPERS' DISASTER COMPENSATION	24
LOCAL WILDLIFE COMMITTEES	26
TAKE A KID TRAPPING PROGRAM	28
WESTERN HARVESTERS ASSISTANCE PROGRAM	30
TOURISM AND PARKS	
TOURISM INDUSTRY MARKETING CONTRIBUTION	32
TOURISM PRODUCT DIVERSIFICATION AND MARKETING PROGRAM	36
MINERALS, OIL AND GAS	
PROSPECTORS GRUBSTAKE PROGRAM	39
MACKENZIE VALLEY PIPELINE OFFICE	
ABORIGINAL CAPACITY BUILDING	41
RESOURCE PRE-DEVELOPMENT PROGRAM	44
SUPPORT TO THE ABORIGINAL PIPELINE GROUP	46
OTHER NEW PIPELINE RELATED INITIATIVES	48
INDUSTRIAL INITIATIVES	
DIAVIK SOCIO-ECONOMIC MONITORING AGREEMENT	49
APPENDIX A	
BUSINESS DEVELOPMENT FUND REPORT BY REGION AND CLIENT	51
APPENDIX B	
SUPPORT TO ENTREPRENEURS AND ECONOMIC DEVELOPMENT REPORT	53



# INDUSTRY, TOURISM AND INVESTMENT GRANTS AND CONTRIBUTIONS PROGRAMS RESULTS REPORT 2008/2009

## EXECUTIVE SUMMARY

### PREFACE

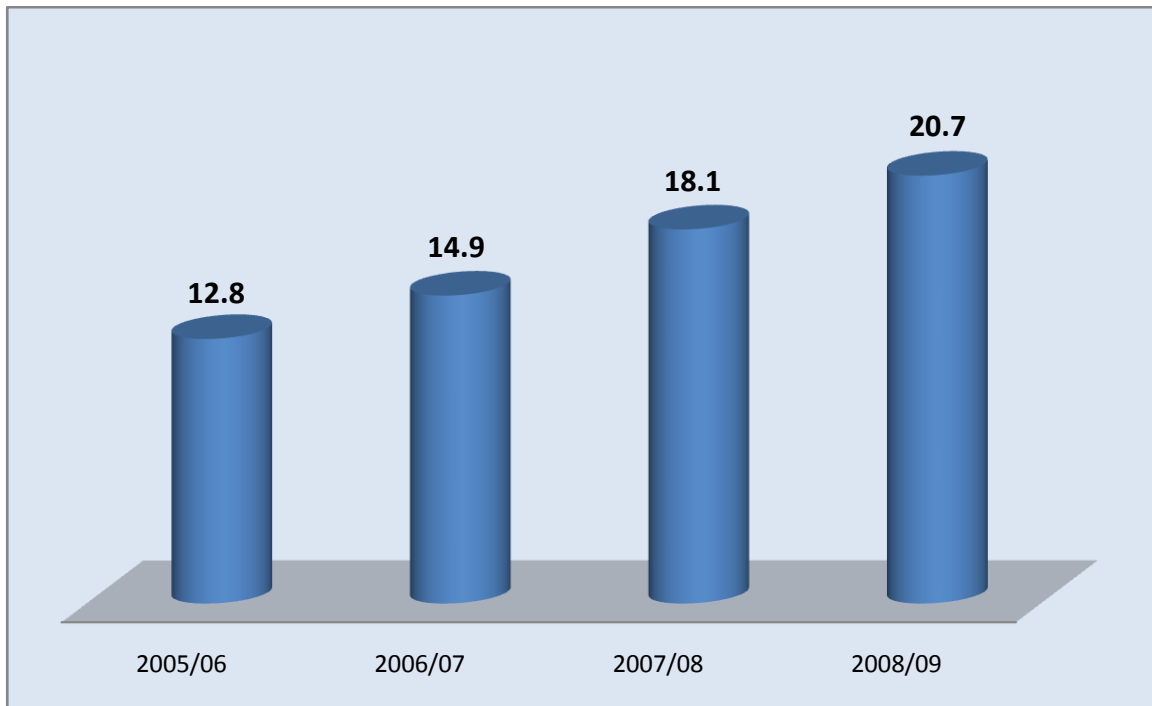
The Mission Statement of the Department of Industry, Tourism and Investment ('ITI' or 'the Department') states: "In partnership with others, ITI will provide quality programs and services to promote and support Northwest Territories (NWT) economic prosperity and community self-reliance."

To this end, the Department offers financial grants and contributions to a wide-range of clients and agencies in a variety of sectors. This Report provides a summary of grants and contributions provided during the 2008/2009 fiscal year.

### SUMMARY OF RESULTS

Over the 2008/2009 fiscal year, the Department provided \$20.7 million in grants and contributions to 1,203 individuals, groups and businesses in the NWT. The average contribution or grant to each client was \$5,726.

**Chart 1: Grants and Contributions Over the Past Four Years (\$ millions)**



In 2008/2009 contribution and grant funding was up \$2.6 million (14%) from 2007/2008, and \$5.8 million (39%) from 2006/2007.

Grants and contributions in this Report are considered in two categories; those made to organizations that serve the entire NWT, and those made for regional or community-specific projects or programs.

In 2008/2009, major NWT-wide funding was allocated to organizations such as the NWT Energy Corporation, NWT Business Development and Investment Corporation (BDIC), and NWT Tourism (NWTT), accounting for the highest amount of contributions totalling \$11.476 million.

Other major contributions include Region-specific funding grants and contributions that were allocated to organizations such as Community Futures, Aboriginal governments and organizations, and local wildlife committees, in addition to those made directly to businesses or individuals for specific projects. These other grants and contributions totalled \$2.138 million.

In total, 15 clients received assistance that exceeded \$100,000 in contribution financing; this group accounted for \$13.6 million or 2/3 of the value of all contributions made by ITI in the 2008/2009 fiscal year.

<b>Major NWT –Wide Clients</b>	<b>Total Financial Assistance (\$'000)</b>
1 NWT Energy Corporation (03) Ltd.	\$ 4,725
2 BDIC	\$ 3,471
3 NWTT	\$3,280
<b>Total Over \$100,000</b>	<b>\$11,476</b>

<b>Other Major Clients</b>	<b>Total Financial Assistance (\$'000)</b>
4 Mackenzie Valley Aboriginal Pipeline	\$ 285
5 NWT Power Corporation	\$ 240
6 Salt River First Nation #195	\$ 238
7 Western Arctic Business	\$ 200
8 NWT Fishermen's Federation (NWTF)	\$ 188
9 Diavik Communities Advisory Board (DCAB)	\$ 180
10 Hay River Métis Government Council	\$ 161
11 Dogrib Area Community Futures	\$ 139
12 NWT Association of Communities	\$ 135
13 Acho Dene Koe First Nation	\$ 132
14 Fur Harvesters Auction Inc.	\$ 123
15 Tłı̨chǫ Government	\$ 117
<b>Total Over \$100,000</b>	<b>\$2,138</b>

## Changing Demand

Funding over the previous fiscal year reflects changing priorities and client needs. Compared to 2006/2007, funding for energy development and planning almost doubled. Tourism was also a priority over 2008/2009 with a total tourism industry contribution reaching \$4.2 million; an increase of 45% or \$1.3 million over last fiscal year.

Total contributions to the traditional economy changed little over 2008/2009. The support for the traditional economy sector remains the most popular of the ITI programs, with the greatest number of individual applicants – the fur pricing program, for example, made over 2,300 payments to trappers in the NWT. While fur prices have shown strength in the face of the world economic decline, additional support was provided over last fiscal year. Total funding for the traditional economy sector increased to \$610,281 from \$521,346; an increase of 17%.

## New Business Programs

After a relatively successful 20 years, the Business Development Fund (BDF) and the Grants to Small Business (GSB) Policy, were replaced over 2008/2009 by the new Support for Entrepreneurs and Economic Development Policy (SEED). The new Policy simplifies the number of funding options and reduces complexity, while increasing accountability. All funding under the new Policy is accountable.

Business Program	Transactions	Funding 2008/2009
BDF	104	\$1,060,534
GSB	41	\$ 123,611
SEED	292	\$1,759,123
<b>Total</b>	<b>437</b>	<b>\$2,943,268</b>

### SEED

The new SEED Policy rolled out to significant demand, with five programs (outlined in the table below); the greatest numbers of approved applications were made under “community economic development”, which totalled a 48% share of the funding at \$840,952.

SEED Program	Payment	% Share
Business Intelligence and Networking	\$ 46,302	3%
Community Economic Development	\$ 840,952	48%
Entrepreneur Support	\$ 474,436	27%
Micro-Business	\$ 382,434	22%
Sector Support	\$ 15,000	1%
	<b>\$1,759,123</b>	<b>100%</b>

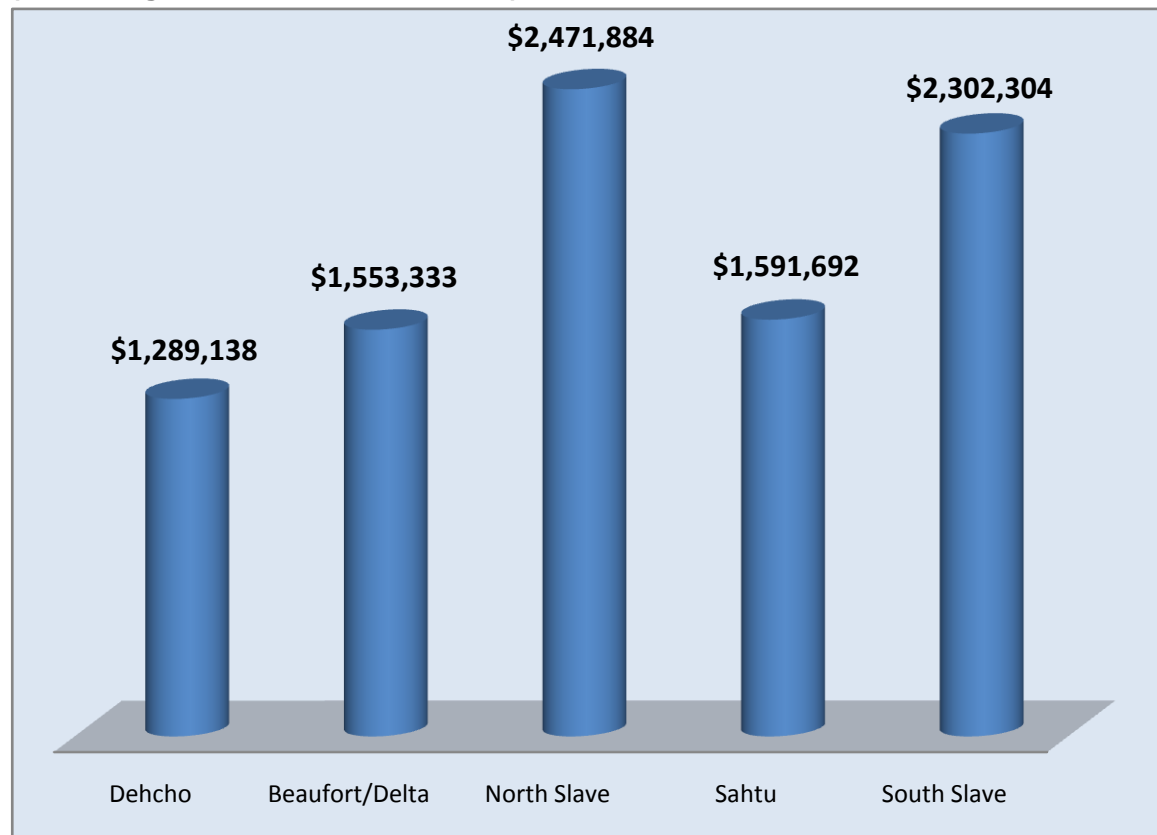
## Regional Results

Chart 2 shows the distribution of funding by Region. This includes contributions made through the BDF and GSB but does not include contributions made to NWT-wide organizations such as the BDIC and NWTT.

The South Slave Region received the largest portion of contribution funding, 32% of the total. A detailed list of community contributions is provided in Table 2, page 7. (Note: Totals for the South Slave include payments under the Western Harvesters Assistance Program - which were received in other Regions in previous periods)

ITI Region	Contributions	Funding	%
Dehcho	600	\$1,289,138	14%
Beaufort/Delta	520	\$1,553,333	17%
North Slave	829	\$2,471,884	27%
Sahtu	776	\$1,591,692	17%
South Slave	738	\$2,302,304	25%
<b>Total</b>	<b>3,618</b>	<b>\$9,208,351</b>	<b>100%</b>

**Chart 2: Grants and Contributions by Region 2008/2009  
(Excluding NWT-wide Contributions).**

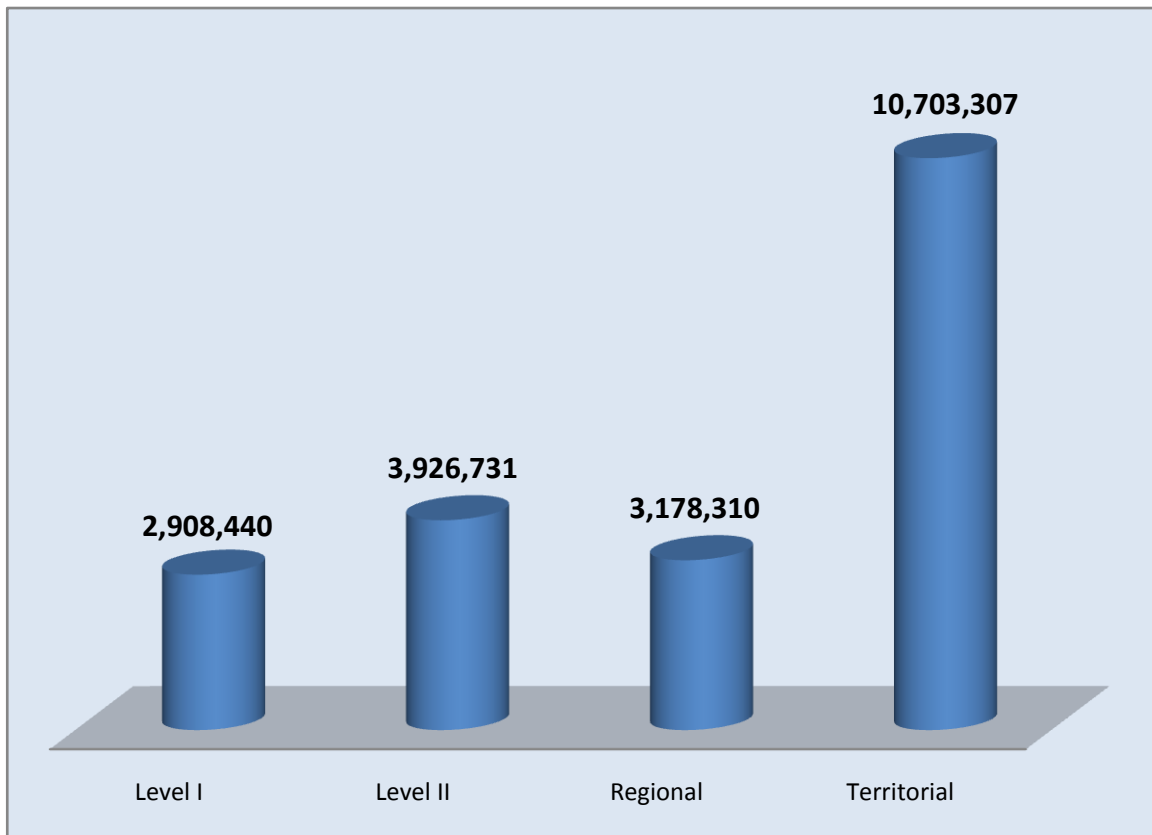




## Community Levels

To help focus its grant and contribution funding, ITI classifies communities into different levels of development. This grouping recognizes that the development needs of a larger community like Hay River differ from a small community like Nahanni Butte. As outlined under the new SEED Policy, the Department recognizes two levels of community development. Level I communities have better capacity and markets to address those needs.

**Chart 3: Grants and Contributions by Community Level 2008/2009**  
(excluding NWT-wide contributions)



As shown in the chart, most contributions are made to agencies or businesses which operate across the NWT. With the allocations to community levels, funding to Level II communities is approximately twice that of Level I communities.

- **Level 1:** Defined as being the most developed communities within the NWT. These communities have well developed community business infrastructure and air/road transportation links (Fort Smith, Hay River, Inuvik and Yellowknife).
- **Level 2:** Defined as communities with less-developed business infrastructure and air/road transportation links (all other NWT communities).

## Contributions by Sector and Activity

Most contribution funding can be grouped into general economic sectors. As shown in the table, a majority of contribution funding over 2008/2009 went to businesses engaged in general business development. Aside from the BDF, indirect support is provided in the form of Economic Development Officer (EDO) Transfers to communities and Community Futures funding. Community Futures organizations provide planning and loans to regional and community businesses.

Hydro was the second largest target, followed by tourism. Annual funding to each sector exceeded \$4 million. Support for the traditional community remained strong, with \$2.4 million in support or 11% of the total.

<b>Sector</b>	<b>Funding 2008/09</b>	<b>%</b>
Agriculture	\$ 183,546	0.9%
Arts	\$ 457,230	2.2%
Community Development	\$ 381,165	1.8%
Energy Hydro	\$ 4,310,000	20.8%
Minerals	\$ 47,425	0.2%
Oil and Gas	\$ 20,000	0.1%
Other	\$ 21,234	0.1%
Pipeline	\$ 741,427	3.6%
Social/Environmental	\$ 180,000	0.9%
Tourism	\$ 4,180,931	20.2%
General Business Development	\$ 7,842,565	37.9%
Traditional	\$ 2,351,265	11.3%
	<b>\$20,716,788</b>	<b>100%</b>

# Program Detail

Funding by major ITI activity and program is listed below:

	<b>Transactions</b>	<b>Total Funding</b>
<b>Energy, Mines and Petroleum Resources</b>		
DIAVIK Socio-Economic Agreement (SEA)	2	\$ 180,000
Electricity Review	2	\$ 185,000
Energy Development	9	\$ 3,950,000
Hydro Planning	1	\$ 175,000
Minerals Management	1	\$ 10,000
Prospectors Grubstake Program	24	\$ 37,425
	<b>39</b>	<b>\$ 4,537,425</b>
<b>Investment and Economic Analysis</b>		
Acho Dene Koe First Nation	1	\$ 51,546
BDF	104	\$ 1,060,534
Business Development Investment Corp .	29	\$ 3,470,528
Community Futures	27	\$ 1,012,500
Community Harvesters Assistance Program	123	\$ 589,080
Community Transfer Initiatives	11	\$ 1,174,820
Fort Providence Métis Council	2	\$ 21,234
Fur Pricing Program	2,344	\$ 610,281
GSB	41	\$ 123,611
Great Northern Arts Festival	4	\$ 20,000
IEA - Contributions	2	\$ 50,000
Ka'a'gee Tu First Nation	1	\$ 132,000
Support for Chamber representation	1	\$ 5,000
Take a Kid Trapping	68	\$ 157,519
Traditional Economy Community Agriculture	9	\$ 3,275
Traditional Economy Contributions	45	\$ 488,110
Western Harvesters Assistance Program	4	\$ 503,000
	<b>2,990</b>	<b>\$ 9,482,882</b>
<b>Mackenzie Valley</b>		
Pipeline Contributions	<b>26</b>	<b>\$ 761,427</b>
<b>SEED</b>		
Business Intelligence and Networking	22	\$ 46,302
Community Economic Development	81	\$ 840,952
Entrepreneur Support	84	\$ 474,436
Micro-Business	104	\$ 382,434
Sector Support	1	\$ 15,000
	<b>292</b>	<b>\$ 1,759,123</b>
<b>Tourism and Parks</b>		
Olympics Participation	1	\$ 50,000
Tourism	109	\$ 4,125,931
	<b>110</b>	<b>\$ 4,175,931</b>
<b>Total ITI Grants and Contributions 2008/2009</b>	<b>5,726</b>	<b>\$ 20,716,789</b>

## COMMUNITY DETAIL

Excluding territorial contributions, the regional and community distribution of assistance is summarized in the table below. Generally, larger communities receive additional funding, but below their share of the population. Yellowknife, for example, had 9.7% of all contributions, but represents 45% of the NWT's population.

<b>Community</b>	<b>Transactions</b>	<b>Funding</b>	<b>Percent</b>
Aklavik	89	\$ 121,733	1.1%
Behchokò	109	\$ 372,214	3.4%
Colville Lake	97	\$ 45,136	0.4%
Déjñe	123	\$ 330,318	3.0%
Fort Good Hope	244	\$ 261,907	2.4%
Fort Liard	173	\$ 202,614	1.8%
Fort McPherson	99	\$ 95,872	0.9%
Fort Providence	100	\$ 281,257	2.5%
Fort Reliance	1	\$ 600	0.0%
Fort Resolution	205	\$ 333,310	3.0%
Fort Simpson	11	\$ 27,061	0.2%
Fort Simpson Regional Services	283	\$ 754,579	6.8%
Fort Smith	255	\$1,043,961	9.5%
Gamètì	18	\$ 4,852	0.0%
Hay River	138	\$ 576,939	5.2%
Hay River Reserve	13	\$ 64,764	0.6%
Inuvik	139	\$ 215,318	1.9%
Inuvik Regional Services	38	\$ 747,851	6.8%
Jean Marie River	32	\$ 58,855	0.5%
Kakisa	5	\$ 23,000	0.2%
Łutselk'e	31	\$ 61,689	0.6%
Nahanni Butte	15	\$ 56,598	0.5%
Norman Wells	135	\$ 449,141	4.1%
Norman Wells Corporate Services	1	\$ 95,000	0.9%
Norman Wells Regional Services	92	\$ 250,917	2.3%
Paulatuk	12	\$ 30,804	0.3%
Sachs Harbour	4	\$ 67,260	0.6%
Trout Lake	51	\$ 143,819	1.3%
Tsiigehtchic	20	\$ 85,562	0.8%
Tuktoyaktuk	62	\$ 158,090	1.4%
Tulita	97	\$ 292,713	2.6%
Ulukhaktok	76	\$ 63,754	0.6%
Wekweètì	11	\$ 60,110	0.5%
Whatì	83	\$ 143,113	1.3%
Wrigley	64	\$ 90,587	0.8%
Yellowknife	420	\$1,072,222	9.7%
Yellowknife Regional Services	199	\$1,329,963	12.0%

## HIGHLIGHTS

Over the 2008/2009 fiscal year, ITI provided \$20.7 million in grants and contributions to 1,203 individuals, groups and businesses in the NWT. The average payment to each client was \$5,726. Contribution and grant funding was up \$2.6 million (14%) from 2007/2008, and \$5.8 million (39%) from 2006/2007.

Some of the major funding activities for 2008/2009 (rounded to the nearest '000) were:

- The new SEED Policy rolled out to significant demand, approximately \$1.8 million in assistance. The Policy has five programs; the majority of individual approved applications were made under the “Micro Business Program”, however, the highest sector of funding was approved for “Community Economic Development”, which accounted for 48% of the total SEED budget or \$841,000.
- Energy was a major priority over 2008/2009, with four million (\$4,000,000) in contributions targeted to energy development, including survey work for the Talston transmission line to diamond mines north of Yellowknife. Another \$185,000 was spent on reviewing electricity regulation and rates in the NWT.
- Tourism development funding increased to \$4.2 million. Funding was provided to 30 clients, with the largest contribution being marketing support for NWTT. Most clients were funded under the Tourism Product Diversification Program, which is designed to expand the NWT’s tourism products.
- For the 2008/2009 fiscal year, 11 communities in the NWT successfully participated in the Community Transfer Initiative. Total funding contributed for 2008/2009 was \$1,174,820; down slightly from the \$1,250,166 spent in the 2007/2008 fiscal year.
- \$589,080 in financial assistance provided through the Community Harvesters Assistance Program, which assists General Hunting Licence holders with fuel, supplies and capital assistance. This Program is instrumental in providing “country food” supplies for remote communities.
- 728 trappers from across the NWT received price support payments of 610,281. The number of trappers increased slightly over the previous fiscal year, possibly reflecting the economic downturn. Funding was also up slightly from the \$587,000 provided over 2007/2008.
- The Take a Kid Trapping Program supported 29 projects with 1,528 participants for a combined contribution of \$254,400.
- Approximately \$4.1 million was contributed to tourism development and marketing. NWTT, which markets the NWT, received an overall contribution of \$2,666,000.

# INVESTMENT AND ECONOMIC ANALYSIS

## BUSINESS DEVELOPMENT FUND

### ***Purpose***

The Business Development Fund (BDF) was a contribution fund aimed at stimulating employment and economic development throughout the NWT. The BDF adhered to ITI's Vision to be recognized as a client-focused organization and supported ITI's and the GNWT's goal to promote and support a diversified economy that provides opportunities for NWT residents.

On September 2, 2008 the Support for Entrepreneurs and Economic Development (SEED) Policy was launched. At that time, the BDF programs were discontinued and their funding was folded into that of the SEED Policy. This is the last year of reporting for the BDF.

### ***Eligibility***

All NWT Businesses, as defined in the BDF Policy, or individuals applying for financial assistance from ITI.

### ***Grant/Contribution***

Contribution

### ***Maximum Amount Per Applicant***

\$250,000 to any one client in any fiscal year

### ***Program Budget***

\$1.18 million for the 2008/2009 fiscal year

### ***Program Manager***

Investment and Economic Analysis Division

### ***Policy Authority***

Established under authority of the Minister of ITI. Funding approved by the Financial Management Board (FMB).

### ***Application Process***

The applications were available from any local ITI office. A Contribution Agreement would be drawn up for a successful applicant. Specific terms and conditions varied according to the nature of the contribution and the project or activity that was supported.

### ***Results Reporting***

In the 2008/2009 fiscal year, ITI provided \$1.06 million in contributions to 104 individuals, businesses and organizations in the NWT.

Applications made to the BDF Policy programs, as of August 31, 2008, were considered under the criteria for those programs, unless the applicant opted for consideration under SEED. Applications not completed by November 1, 2008, also reverted to consideration under SEED criteria.

Appendix "A" provides the BDF Report detail by Region and Client.

The BDF contributed to programs that fell into the following categories:

- Traditional Arts and Fine Crafts
- Business Relief
- Planning and Other Development Costs
- Business Development Creation and Expansion
- Business Skills
- Community Initiative
- Market and Product Development
- Pilot or Demonstration Projects

As shown in Table 1, just over 50% of the funding was allocated to projects that benefitted the Level 2 and Level 3 communities (this includes Regional Services spending). Within the community groupings, Level 3 communities continue to receive significant allocations (33%), even though they only account for 23% of the population.

**Table 1: Distribution of Funding by Community Level**

Distribution of Funding by Community Level*				
Level	Clients	Total Contribution Value	Average Contribution Value	%
Level 1	37	\$ 513,413	\$ 13,876	36%
Level 2	8	85,850	10,731	8%
Level 3	52	354,577	6,819	50%
Regional Services	7	106,695	15,242	7%
<b>Total</b>	<b>104</b>	<b>\$ 1,060,534</b>	<b>\$ 10,197</b>	<b>100%</b>

**\* Community Levels:**

- **Level 1:** Defined as having reasonable transportation linkages. Typically have: developed internal and external markets, a larger population base and per capita income, low unemployment, stable business community, and related infrastructure. (Yellowknife, Hay River, Fort Smith and Inuvik)
- **Level 2:** Defined as having: limited but potential markets, lower per capita incomes, higher unemployment, fewer businesses, and less developed physical infrastructure. (Fort Simpson, Norman Wells and Behchoko)
- **Level 3:** Defined as being isolated, having: high levels of unemployment, limited transportation and business opportunities, and economies almost entirely linked to resource harvesting. (27 smaller communities were classified as Level 3)

Table 2 notes that the majority of contributions were under \$5,000; the average being some \$10,197. There were 11 contributions exceeding \$25,000 in the year.

**Table 2: Distribution of Funding by Assistance Levels**

Frequency of BDF Contributions by Amount	
\$1 - \$4,999	57
\$5,000 - \$24,999	36
\$25,000 or greater	11

(See Appendix "A" for the BDF Report by Region and Client)

# INVESTMENT AND ECONOMIC ANALYSIS

## COMMUNITY TRANSFER INITIATIVES

### ***Purpose***

Contributions provide funding for NWT communities to obtain the services of an EDO, who is responsible to that community, through the provision of salary and operations funding to individual communities.

### ***Eligibility***

All NWT communities are eligible to request the transfer of ITI EDO positions where those positions have not already been transferred to the community or other community.

### ***Grant/Contribution***

Contribution

### ***Maximum Amount Per Applicant***

The maximum amount allocated per applicant varies by community depending on remoteness and whether the community is eligible for a half or full time position. The attached table provides a summary of transfers to date, and the budgets associated with each transfer.

### ***Program Budget***

\$1,362,000 for the 2008/2009 fiscal year

### ***Program Manager***

Investment and Economic Analysis Division

### ***Policy Authority***

Established under authority of Minister of ITI. Funding approved by FMB.

### ***Application Process***

Funding is through negotiated agreements.

### ***Results Reporting***

Results of the Community Transfer Initiative are reported through the Regional ITI offices. Reporting includes an annual operational plan, a quarterly activity report and a performance appraisal for the incumbent.

For the 2008/2009 fiscal year, 11 communities in the NWT successfully participated in the Community Transfer Initiative. Total funding contributed for the 2008/2009 fiscal year was \$1,174,820.

Where funding is less than budgeted, it is due to the fact that community EDO positions are not always filled and so the funding is not always accessed.



The breakdown by Community for Community Transfer Initiatives is listed below:

<b>Program Detail</b>	<b>Spent 08/09</b>	<b>Spent 07/08</b>	<b>Spent 06/07</b>
Akaitcho Business Dev. Corporation	\$ 108,500	\$ 108,500	\$ 108,500
Charter Community of Whati		\$ 116,580	\$ 61,774
City of Yellowknife	\$ 50,000	\$ 50,000	\$ 50,000
Community of Fort Good Hope	\$ 119,750	\$ 119,750	\$ 119,750
Dechi Laot'l First Nation (Snare Lakes)		\$ 58,680	\$ 58,680
Deh Cho Business Dev. Centre	\$ 108,000	\$ 108,000	\$ 108,050
Deninu K'ue First Nation	\$ 102,900	\$ 100,400	\$ 98,000
Gamètì First Nation (Rae Lakes)		\$ 42,269	\$ 42,706
Hamlet of Délj̄ne	\$ 120,540	\$ 119,937	\$ 120,540
Hamlet of Fort Liard			\$ 25,740
Hamlet of Tuktoyaktuk	\$ 90,000	\$ 121,180	\$ 121,180
Hamlet of Tulita	\$ 120,370	\$ 120,370	\$ 120,370
Tsiigehtchic Charter Community	\$ 59,500	\$ 59,500	\$ 59,500
Hay River		\$ 5,000	
Sahtu Business Dev. Centre	\$ 120,000	\$ 120,000	
Tł̄ch̄ Government	\$ 175,260		
<b>Totals</b>	<b>\$1,174,820</b>	<b>\$1,250,166</b>	<b>\$1,094,790</b>

# INVESTMENT AND ECONOMIC ANALYSIS

## GRANTS TO SMALL BUSINESS

### ***Purpose***

The Grants to Small Business (GSB) Policy helped to increase jobs and income, by supporting and encouraging private business and community development across the NWT.

On September 2, 2008, the SEED Policy was launched; at that time the GSB programs were discontinued and their funding was folded into that of the SEED Policy. This is the last year of reporting for the GSB.

### ***Eligibility***

This Program was available to individual entrepreneurs, or small businesses that had a legitimate need for funds and were committed to their future business or activity. It applied to small businesses, co-operatives, partnerships, or sole proprietorships with less than \$500,000 in gross sales. It also applied to those who earned part, or all, of their income from the sale of products or:

1. Artists and craft producers - includes people who are involved in carving, printmaking, sewing, performing arts, or similar activities,.
2. Licensed renewable resource harvesters - includes people who harvest renewable resources under commercial quotas such as hunting, fishing logging, agriculture or similar activities.

### ***Grant/Contribution***

Grant.

### ***Maximum Amount Available Per Applicant***

\$5,000

### ***Program Budget***

\$287,000 for the 2008/2009 fiscal year

### ***Program Manager***

Investment and Economic Analysis Division

### ***Policy Authority***

Established under the authority of the Minister of ITI. Funding approved FMB.

### ***Application Process***

A standard application form was provided. Regional Superintendents of ITI had the authority to approve applications.

### **Results Reporting**

In the 2008/2009 fiscal year, a total of \$123,611 was granted to 41 applicants across the NWT. Grants were provided to assist eligible applicants to:

- a) overcome immediate problems involving legal or accounting expenses,
- b) with required minor capital expenditures or extraordinary costs, and
- c) for the purchase of tools and equipment to assist in increasing their level or quality of production and income.

Applications made to the GSB programs, as of August 31, 2008, were considered under the criteria for those programs unless the applicant opted for consideration under SEED. Applications not completed by November 1, 2008, also reverted to consideration under SEED criteria.

The funding was mainly disbursed to the smaller communities within the NWT; 11 of the applicants were situated in Level 1 Communities; six in Level 2 Communities; and 20 in Level 3 communities. Funds were also approved for four other businesses located outside defined community boundaries.

<b>GSB</b>				
	<b>Fiscal 2008/2009</b>		<b>Fiscal 2007/2008</b>	
<b>Community Level*</b>	<b>Number of Applicants</b>	<b>Amount</b>	<b>Number of Applicants</b>	<b>Amount</b>
Level 1	11	\$ 39,355	23	\$ 71,421
Level 2	6	\$ 14,250	1	\$ 1,525
Level 3	20	\$ 55,571	59	\$115,692
Other	4	\$ 14,435	13	\$ 44,077
<b>Total</b>	<b>41</b>	<b>\$123,611</b>	<b>96</b>	<b>\$232,715</b>

#### **\* Community Levels:**

- **Level 1:** Defined as having reasonable transportation linkages. Typically have: developed internal and external markets, a larger population base and per capita income, low unemployment, stable business community, and related infrastructure. (Yellowknife, Hay River, Fort Smith and Inuvik).
- **Level 2:** Defined as having: limited but potential markets, lower per capita incomes, higher unemployment, fewer businesses, and less developed physical infrastructure. (Fort Simpson, Norman Wells and Behchokò).
- **Level 3:** Defined as being isolated, having: high levels of unemployment, limited transportation and business opportunities, and economies almost entirely linked to resource harvesting. (27 smaller communities were classified as Level 3).

# INVESTMENT AND ECONOMIC ANALYSIS

## SUPPORT TO ENTREPRENEURS AND ECONOMIC DEVELOPMENT

### ***Purpose***

The Support to Entrepreneurs and Economic Development (SEED) Policy is geared to provide basic contributions for starting out your business, improving capacity or skills, or helping small communities to economically expand.

The SEED Policy was launched on September 2, 2008. At that time the BDF and GSB programs were discontinued and their funding was folded into that of the SEED Policy.

### ***Eligibility***

All NWT businesses, business associations, band or community councils, and individuals are eligible. Specific eligibilities are provided for, under the individual program elements of the Policy.

### ***Grant/Contribution***

Contribution

### ***Maximum Amount Available Per Applicant***

Up to \$25,000 to any one client in any fiscal year, depending on program category

### ***Program Budget***

\$1 million for the 2008/2009 fiscal year was specifically budgeted for SEED. After September 2, 2008 any remaining funds in the BDF (\$109,000) and GSB (\$163,000) budgets were consolidated under SEED. Hence, the overall budget for SEED in fiscal 2008/2009 was \$1.27 million.

### ***Program Manager***

Investment and Economic Analysis Division

### ***Policy Authority***

Established under the authority of the Minister of ITI. Funding approved FMB.

### ***Application Process***

Application forms may be obtained from any local ITI office. A Contribution Agreement will be drawn up for a successful applicant. Specific terms and conditions vary according to the nature of the contribution and the project or activity being supported.

### ***Results Reporting***

In the 2008/2009 fiscal year, ITI provided \$1.76 million in contributions to 292 individuals, businesses and organizations in the NWT. Contributions made under the SEED Program fell under the following five categories:

- Business Support.
- Sector Development.
- Community Economic Development.
- Micro Business.
- Business Intelligence and Networking.

As shown in Table 1, most funding was allocated to projects for the Level 2 Communities at 43%, while the Level 1 Communities picked up 37%, and Regional Services picked up the remaining 20%.

**Table 1: Distribution of Funding by Community Level**

Level	Total Contribution Value	%
Level 1	\$ 647,063	37%
Level 2	\$ 751,302	43%
Regional	\$ 360,759	20%
Total	\$1,759,123	100%

**\* Community Levels:**

With the launch of the new SEED Policy, a new breakdown of community levels was introduced. The new breakdown is highlighted in the table below.

SEED COMMUNITY LEVELS	
LEVEL 1	Fort Smith, Hay River, Inuvik and Yellowknife
LEVEL 2	All Other Communities

- **Level 1:** Defined as being the most developed communities within the NWT. These communities have well developed community business infrastructure and air/road transportation links.
- **Level 2:** Defined as communities with less-developed business infrastructure and air/road transportation links.

(See Appendix “B” for the SEED Report by Region and Client)

# TRADITIONAL ECONOMY

## COMMERCIAL FISHERY ASSISTANCE

### **Purpose**

To offset the high freight and production costs associated with operating commercial fisheries in the NWT by means of an Industry Support Program.

### **Eligibility**

Eligibility is restricted to commercial fishermen as defined by Ministerial Policy, holders of commercial fishing licences, and members of the NWTFF.

### **Grant/Contribution**

Contribution

### **Maximum Amount Available Per Applicant**

Maximum amount available under this program is \$15,000 per harvester and \$20,000 is utilized as operations and maintenance for the NWTFF. \$70,000 is available to commercial fishers under the Fish Harvesters Expansion Program to upgrade/modernize their fishery. Maximum life-time amount available under this Program is \$60,000 per applicant.

### **Program Budget**

Total program budget is \$225,000 for the 2008/09 fiscal year.

### **Program Manager**

Investment and Economic Analysis Division and the Regional Superintendent

### **Policy Authority**

Established under authority of Minister of ITI. Funding approved FMB.

### **Application Process**

Program delivery is managed by the Fishermen's Federation, through a Memorandum of Understanding with the Department of ITI. Commercial fishers apply to the Fishermen's Federation for funds.

### **Results Reporting – 2008/2009**

Total spending for 2008/2009 is as follows:

<b>Fisheries Support</b>	<b>2008/09</b>
Fish Harvesters Support Program	\$ 22,919
Commercial Fish Harvesters Support Program	\$ 76,412
Fish Harvesters Expansion Program	\$ 36,814
Fish Harvesters New Entrants Support Program	\$ 0
Core Funding	\$ 30,000
Strategic Planning	\$ 14,400
One Time O&M Payment	\$ 47,915
<b>Total</b>	<b>\$228,460</b>

**Fish Harvesters Support Program**

- a) Previous year's fish production records of all fishers and a list detailing the amount each fisher will get under the Program is required.
- b) Program aimed at small producers.
- c) This Program allows NWT fishers to continue to fish and earn an income.

**Commercial Fish Harvesters Support Program**

- a) Program aimed at larger producers.
- b) Amounts are based on previous year's fish production.
- c) This Program allows NWT fishers to continue to fish and earn an income.

**Fish Harvesters Expansion Program:**

Funding aimed at assisting fishers to defray a portion of costs for capital investments in their operations.

**Fish Harvesters New Entrants Support Program:**

Program aims to provide support to defray a portion of the costs to enter into the fishery.

**Core Funding:**

Funds assist in defraying a portion of the costs of administration for the Fishermen's Federation.

**GREAT SLAVE LAKE COMMERCIAL FISHERY**

Year	2002/03	2003/04	2004/05	2005/06	2006/07	2007/08	2008/09
Pounds (000's)	2,415	2,310	1,978	1,622	1,199	787	590
Total Sales (000's) \$ (all species)	1,275	1,206	852	705	567	380	413

High cost of operations, stagnant pricing and significant competition for labour have caused declines in participation, effort and returns.

# TRADITIONAL ECONOMY COMMUNITY HARVESTERS ASSISTANCE PROGRAM

## **Purpose**

This Program provides General Hunting Licence holders with fuel, supplies, and capital assistance, through Local Wildlife Committees.

## **Eligibility**

Recognized Local Wildlife Committees. In the absence of a recognized Local Wildlife Committee, the Minister of ITI may allocate assistance directly to holders of General Hunting Licences.

## **Grant/Contribution**

Contribution

## **Maximum Amount Available Per Applicant**

Payments are made to community/regional organizations that are delegated the responsibility to deliver the program to harvesters. To be calculated based on the number of General Hunting Licence holders in the community and past participation levels.

## **Program Budget**

\$593,000 for the 2008/2009 fiscal year

## **Program Manager**

Investment and Economic Analysis Division

## **Policy Authority**

Established under authority of Minister of ITI. Funding approved FMB.

## **Application Process**

Applications must include a statement of the disposition of previous funding and sufficient information to determine the basis for changed funding requirements. The number of General Hunting Licences and participation drive funding levels. The local Regional Superintendent of ITI reviews the applications and makes recommendations to the Deputy Minister of ITI. Any appeals are submitted to the Minister of ITI.

## **Results Reporting**

\$589,081 was spent in this Program for the 2008/2009 fiscal year:

<b>Region</b>	<b>Payment</b>
Dehcho	\$103,040
Inuvik	\$111,995
North Slave	\$ 36,515
Sahtu	\$120,000
South Slave	\$100,531
Tłı̄chǫ	\$117,000
<b>Total</b>	<b>\$589,081</b>



The Program was delivered in 31 communities by 33 organizations recognized by the Minister of ITI as representing the interests of harvesters.

The Program responsibility has been expanded considerably since its inception in 1985. The Program has assumed discontinued programs that used to offer support aimed at outpost camps, community hunts, gas subsidies and trapper assistance. The 2008/2009 program dollars assisted hunters and trappers in defraying the high costs associated with hunting, trapping and sustaining traditional lifestyles.

All communities in the NWT received benefits from the Program either directly or through the regional organizations that represented their interests. Intended for the benefit of persons holding General Hunting Licences, the funding targeted Aboriginal persons in the NWT over the age of 16 and/or land claim beneficiaries.

The 2008/2009 Program provided resources that allowed residents to pursue traditional activities that derived social/cultural and economic benefits. A key economic benefit arising from these activities was the replacement value of locally harvested goods when compared with costly imported products.

# TRADITIONAL ECONOMY

## FUR PRICE PROGRAM

### ***Purpose***

To provide NWT hunters and trappers with access to financial resources necessary to participate in the fur industry.

### ***Eligibility***

Individual holders of a valid NWT General Hunting or Trapping Licence and who are resident in the NWT are eligible.

Genuine Mackenzie Valley Fur (GMVF) Program:

**a. Advance**

The GMVF Advance Program provides guaranteed advances to trappers delivering prime fur for sale through the GMVF Program. Advances are based largely on anticipated market performance.

**b. Prime Fur Bonus**

If the trapper's fur is sold for the same value, or more than the advance, the trapper is entitled to receive a Prime Fur Bonus. The Bonus recognizes that the fur is in good condition and has been well handled by the trapper.

**c. Fall Grubstake**

A trapper must harvest 20 or more pelts, to a maximum of 200 pelts of any species in the GMVF Program to receive a payment (minimum \$100; maximum of \$1,000 per trapper).

The GMVF Program also pays for all commissions, shipping and handling fees for fur shipped to auction, as well as any shortfall between the guaranteed prices and the actual auction house-selling price.

### ***Grant/Contribution***

Grant

### ***Maximum Amount Available Per Applicant***

Funding levels are pre-determined by pelt

### ***Program Budget***

\$545,000 per fiscal year

### ***Program Manager***

Investment and Economic Analysis Division

### ***Policy Authority***

Established under authority of Minister of ITI. Funding approved FMB.

### **Application Process**

The Program entitlement is generated by individual pelts delivered, prices obtained, and the quantum of pelts delivered over the course of the year; advances are determined by the market; the Prime Fur Bonus is determined by the value of the pelt and the effort; and the Prospectors Grubstake Program by the volume.

Officers with the Department of Environment and Natural Resources (ENR) assess the pelts and determine suitability for advance. The auction sells the pelt. The Prime Fur Bonus is paid if eligibility is met. The Prospectors Grubstake Program is paid subject to pre-determined eligibility being met. Appeals are very rare but trappers may appeal to the Minister of ITI.

### **Results Reporting**

Previous fiscal year results are typically not filed until June/July of each year, thus, 630 trappers from across the NWT, representing all Regions, received support and benefits from the Program during the 2007/2008 fiscal year, compared to 775 trappers in previous fiscal year.

Auction houses provide funds based upon the sale of fur. The funds provided to the trappers represent the proceeds from sales in excess of the advances paid.

Program funding has allowed trappers to maintain a more traditional lifestyle throughout the trapping season without interruption. Program funding also offsets a portion of the high cost of operations in the NWT.

The Fur Price Program is consistent with the GNWT Strategic Plan "Self-Reliant People, Communities and NWT – A Shared Responsibility". This Program is and has historically been well subscribed. Since 2002 the Program has also provided the impetus for younger persons to enter the industry and sustain a more traditional lifestyle.

#### **GMVF Final Results for 2007/2008**

<b>Total Value Sold</b>	<b>Advance Shortfall</b>	<b>Prime Fur Bonus</b>	<b>Grubstake</b>	<b># of Trappers</b>	<b>Total \$ to NWT Trappers</b>
\$1,301,874	\$105,604	\$247,926	\$117,555	630	\$1,667,355

#### **GMVF Fur Sales – 2001-2008 – (\$000)**

<b>Year</b>	<b>2001/02</b>	<b>2002/03</b>	<b>2003/2004</b>	<b>2004/05</b>	<b>2005/06</b>	<b>2006/07</b>	<b>2007/08</b>
Gross Sales	852	760	852	972	1,400	1,309	1,302

# TRADITIONAL ECONOMY HUNTERS AND TRAPPERS DISASTER COMPENSATION

## ***Purpose***

To assist harvesters who sustain substantial financial losses due to unavoidable natural disasters except for forest fires.

## ***Eligibility***

Residents of the NWT who:

- Hold a General Hunting Licence or are land claim beneficiaries.
- Are regularly and actively engaged in renewable resource harvesting activities.
- Earned at least 25% of gross income from renewable resource harvesting for the period of 12 months immediately prior to the incident.

Compensation will not be made for losses due to carelessness or poor judgment.

## ***Grant/Contribution***

Grant

## ***Maximum Amount Available Per Applicant***

\$4,500

## ***Program Budget***

\$15,000 per fiscal year

## ***Program Manager***

Investment and Economic Analysis Division

## ***Policy Authority***

Established under authority of Minister of ITI. Funding approved FMB.

## ***Application Process***

Applications are completed by the applicant, stating the date, circumstance and nature of the loss and are supported by an affidavit signed by the applicant and witnessed by a Commissioner of Oaths. The applicant needs to declare their income and offer evidence that 25% of this income is derived from harvesting of renewable resources.

The applicant completes a listing, with costs of goods required to replace damaged goods. Where the applicant has been deemed to be eligible and the circumstance has been verified, as well as the damage or loss, the costs associated with replacing, or repairing the loss is approved to a maximum of \$4,500. ITI pays all approved applications received.

Applications are reviewed, complete with recommendations from the local wildlife authority, the Departments of ITI and ENR. The final approval rests with the Assistant Deputy Minister of ITI. The Minister of ITI reviews any appeals.

**Results Reporting**

Program payments were driven by events and circumstance that occurred in nature, with the exception of forest fires. Program demand for 2008/09 was low as compared to some previous years, but is difficult to project from one year to the next.

<b>Year</b>	<b>2004/05</b>	<b>2005/06</b>	<b>2006/07</b>	<b>2007/08</b>	<b>2008/09</b>
Budget	\$15,000	\$15,000	\$ 15,000	\$15,000	\$15,000
Expenditures	\$33,000	\$34,000	\$100,000	\$ 1,590	\$18,000

Grants approved for the 2008/2009 fiscal year totalled \$18,000.

Grant monies allowed the eligible individuals to continue with the traditional lifestyle even when circumstances were significant enough to cause a disruption.

The Program provides protection to those where need is most apparent in order to continue a livelihood which would have otherwise been disrupted by a natural disaster, other than a forest fire.

# TRADITIONAL ECONOMY LOCAL WILDLIFE COMMITTEES

## ***Purpose***

To provide financial assistance to organizations recognized by the Minister of ITI as representing the interests of hunters and trappers within a particular community.

## ***Eligibility***

All active associations in the NWT that are recognized by the Minister of ITI as representing the interest of hunters and trappers within a particular community.

## ***Grant/Contribution***

Contribution

## ***Maximum Amount Available Per Applicant***

Amounts are determined by a formula. Maximum amount per organization could be as high as \$20,000.

## ***Program Budget***

\$258,000 per fiscal year

## ***Program Manager***

Investment and Economic Analysis Division

## ***Policy Authority***

Established under authority of Minister of ITI. Funding approved FMB.

## ***Application Process***

A letter is sent to the Regional Superintendent of ITI requesting the annual funding. A report of the previous year's expenditures is required in support of the request.

All organizations are entitled to a base allocation. Additional funding to the base is population driven based upon the number of General Hunting Licences, fur trappers and the workplan tabled for the upcoming year.

Funding is approved in the Region by the local Regional Superintendent of ITI, with appeals being submitted to the Minister of ITI.

## ***Results Reporting***

In the 2008/2009 fiscal year, contributions were made to 33 organizations in 31 communities in the NWT, for a total of \$245,100. Funding to local wildlife committees and regional organizations enabled them to represent their interests and deliver Community Harvesters Assistance Program funding on behalf of the harvesters they represent.

The funding to the local wildlife committees provided operating funds that enabled these organizations to administer the programs, provide a presence in the community/region and maintain an ongoing administrative function in support of harvesters.

Payments were made to the community/regional organizations representing harvesters in every community in the NWT.

The communities of Fort Smith, Fort Resolution and Yellowknife do not have organizations capable of meeting the minimum criteria of the program and therefore the Program was delivered through the Regional offices of ENR.

Every resident in the NWT who holds a General Hunting Licence or is a land claim beneficiary was eligible for benefits arising from the funding.

The Program funding provided services and support to harvesters through the agencies situated in the various communities/regions.

**ALLOCATIONS BY REGION:**

<b>REGION</b>	<b>AMOUNT</b>
Inuvik	\$79,200
South Slave	\$77,900
Tlicho	\$31,000
Dehcho	\$43,000
North Slave	\$14,000

# TRADITIONAL ECONOMY

## TAKE A KID TRAPPING PROGRAM

### **Purpose**

To provide support to orient youth to trapping and traditional life skills.

### **Eligibility**

Organizations, individuals, businesses recognized by the Minister of ITI as having an interest in the promotion of traditional life skills.

### **Grant/Contribution**

Contribution

### **Maximum Amount Available Per Applicant**

Applications normally do not exceed \$40,000

### **Program Budget**

\$125,000 annually (any overages in uptake are covered from within ITI resources - additional \$29,400 for 2008/2009).

### **Program Manager**

Investment and Economic Analysis Division

### **Policy Authority**

Established under authority of Minister of ITI. Funding approved FMB.

### **Application Process**

Proponents prepare and submit an application for funding to the Regional Superintendent of ITI. Applications are reviewed by regional committees made up of representatives of ITI, ENR and Municipal and Community Affairs (MACA), at a minimum.

### **Results Reporting**

Twenty-nine projects were delivered across the NWT involving 1,528 students in 2008/2009. Program funding is supplemented by a \$100,000 contribution from MACA. Total cost in the Program for 2008/09 was \$254,400.

Region	Description	Duration	Participants	Cost \$
SAHTU	Hunting / Fishing - Tulita Band	Aug 4-29	20	\$10,000
	Déljne SRRB	winter	10	\$17,000
	Colville Lake SRRB	winter	15	\$10,000
	Sahtu Divisional Education Council/Charlie Barnaby	winter	6	\$10,000
	4		51	\$47,000



S.SLAVE	Deninu K'ue first Nation	winter	20	\$ 10,000
	Western Arctic Leadership Program	winter	14	\$ 5,900
	JBT Elementary	winter	30	\$ 7,500
	Deh Gah Elementary School	winter	120	\$ 10,000
	Diamond Jenness Secondary School	winter	96	\$ 10,000
	Chief Sunrise Education Centre	winter	50	\$ 10,000
	PWK High School	winter	20	\$ 5,000
	<b>7</b>		<b>350</b>	<b>\$ 45,000</b>
N.SLAVE	Kalemi Dene School	winter	85	\$ 7,800
	Elizabeth Mackenzie School	winter	217	\$ 7,800
	Chief Jimmy Bruno School	winter	230	\$ 7,800
	Ts'ookwe Learning Paths	winter	30	\$ 6,000
	YK Education District # 1	winter	180	\$ 7,800
	Łutselk'e Dene School	winter	20	\$ 7,800
	<b>6</b>		<b>762</b>	<b>\$ 45,000</b>
INUUVIK	Fish Camp / Timber Island Enterprises	Fall	5	\$ 5,000
	Tetlit Gwich'in Caribou Harvest	Fall	17	\$ 5,000
	Tetlit Gwich'in Trail Creek	winter	15	\$ 10,000
	SAM School Gwich'in language con-ed	winter	45	\$ 10,000
	Moose Kerr School on the land program	winter	10	\$ 9,000
	Tuk HTC	winter	10	\$ 3,000
	SHSS	winter	20	\$ 8,000
	<b>7</b>		<b>122</b>	<b>\$ 50,000</b>
DEHCHO	Charles Yohen School (Nahanni Butte)	winter	13	\$ 5,000
	Samba Ke Dene Band (Trout Lake)	winter	11	\$ 10,000
	Pehdzeh Ki First nation (Wrigley)	winter	10	\$ 8,000
	Charles Tetcho School (Trout Lake)	winter	9	\$ 6,000
	<b>4</b>		<b>43</b>	<b>\$ 29,000</b>
N'dilo	Kalemi Dene / Birch Bark Canoe/moose hide	June	200	\$ 25,000
	<b>1</b>		<b>200</b>	<b>\$ 25,000</b>
	<b>Projects</b>		<b>Participants</b>	<b>Cost</b>
	<b>29</b>		<b>1,528</b>	<b>\$254,400</b>

# TRADITIONAL ECONOMY

## WESTERN HARVESTERS ASSISTANCE PROGRAM

### ***Purpose***

This Program was instituted at the request of the NWT communities to assist Aboriginal organizations in promoting the local renewable resource economy.

### ***Eligibility***

Regional or community-based Aboriginal groups showing the active support of their constituent membership may apply.

### ***Grant/Contribution***

Contributions

### ***Maximum Amount Available Per Applicant***

Driven by pre-determined formula

### ***Program Budget***

Original commitment approved by the Legislative Assembly was \$15 million. Funding to organizations is subject to the approval of supplementary appropriations from FMB. There was just under \$1 million remaining in the fund, available for the 2008/2009 fiscal year.

### ***Program Manager***

Investment and Economic Analysis Division

### ***Policy Authority***

FMB and the Legislative Assembly

### ***Application Process***

Proposals may be prepared jointly or separately for Dene and Métis harvesters and may be regional in scope or from individual community organizations. The Program must assist and promote the renewable resource harvesting economy in the community/district/region.

Organization(s) must match any contribution from the GNWT and must not be from other GNWT funds. The GNWT will not provide an interest free loan or guarantee a loan from a commercial institution and matching funds must be deposited before the GNWT will provide its contribution. Funds may not be used for administrative purposes. Pre-determined levels of funding were based upon the number of General Hunting Licence holder in each community by Aboriginal descent.

The Minister of ITI recommends the application to FMB, who recommends the application for a supplementary appropriation to the Legislative Assembly.

**Results Reporting**

\$686,546 in Western Harvester contributions were committed in the 2008/2009 fiscal year. The funds were used to provide assistance in support of harvesters to acquire the necessary means and equipment to support traditional harvesting practices in and around their respective communities.

The funding commitment also allowed for the leveraging of an additional \$686,546 in additional support to this sector as per the Program.

Funding from this Program directly contributes support to Traditional Economy activities and augments the traditional lifestyle.

Funds for this Program were allocated to the following communities:

<b>Western Harvesters Assistance Program</b>	<b>Total</b>
Hay River Métis Government	\$161,000
Salt River First Nation	\$238,000
Deh Gah Got'ie Dene	\$ 86,000
Deninu Kué First Nation	\$ 18,000
Fort Providence Métis	\$ 51,546
Deh Gah Got'ie Dene Council	\$358,902
	<b>\$686,546</b>

# TOURISM AND PARKS

## TOURISM INDUSTRY MARKETING CONTRIBUTION

### **Purpose**

For NWTT to deliver the Tourism Marketing Program on behalf of the GNWT and finance the costs incurred in the delivery of services to the NWTT industry through the NWT Business and Marketing Plan.

### **Eligibility**

This contribution is exclusively directed to NWTT, the association acting as the Destination Marketing Organization (DMO) for the NWT.

### **Grant/Contribution**

Contribution Agreement

### **Maximum Amount Available Per Applicant**

NWTT is the current organization that represents the majority of tourism industry members in the NWT and that can deliver the Tourism Marketing Program on behalf of the GNWT.

### **Program Budget**

\$2,416,000

An additional \$400,000 for marketing is also available through the Tourism 2010 Plan. This Program will be sunsetting in March 2011.

### **Program Manager**

Tourism and Parks Division

### **Policy Authority**

Established under authority of Minister of ITI. Funding approved FMB.

### **Application Process**

This is an annual Contribution Agreement that is acquired through the business planning process.

### **Results Reporting**

NWTT had a very busy and very productive year representing NWT interests and the NWTT industry around the world at numerous events, conferences and meetings. With great success, NWTT effectively carried out their annual marketing plan, which included many types of advertising and promotion mediums, for the following:

- General Awareness
- Sport Hunting
- Sport Fishing
- Aurora
- Outdoor Adventure
- Touring
- Business (promotions to the business traveler already in the NWT)

NWTT participated, contributed or initiated a large number of marketing activities that targeted visitors and business travellers from target markets to broadbased audiences, as summarized below:

**General Awareness Campaigns:**

- Brand Management
- Truck Decals
- Billboards
- Display Booths
- Print Advertising
- Canadian Tourism Commission (CTC) Campaigns
- Trade Shows

**Web Advertising:**

- Websites
- Photo Library
- Banner Ads
- Search-Engine Optimization
- E-newsletters
- Online Booking System

**General Media Promotions:**

- Canada Media Marketplace in Los Angeles
- Go Media
- Travel Media Association of Canada
- Trade Shows: Rendez-vous Canada, ITB Berlin and Spotlight Canada
- Contests and trip giveaways
- Print advertising in Via, Canadian Geographic, Sunset, Travel Industry Guides to Canada and Rendez-vous Canada Directory
- Media Familiarization Tours (FAMs) were also held so that the writers can travel around the NWT and experience the tourism products, then write travel articles which are sold to different magazines throughout the world.

**Sport Hunting:**

- NWT Hunting Guide
- Print Ads included: North American Hunter, Peterson's Hunting and Eastman's Hunting Journal and web ads were included whenever available
- Direct Mail campaigns
- Attended the Safari Club Hunting Show
- Distributed NWT Hunting Guides at the All Canada Shows
- Media FAMs were also held with various hunting outfitters so that travel wholesalers experience the tourism products and promote them to their clients. They also host various writers who write travel articles that are sold to different magazines throughout the world.

### **Sport Fishing:**

- NWT Fishing Guide
- Print Ads included Fly Fisherman, In Fisherman, Field and Stream, and North American Fisherman. Non-traditional media included the Globe and Mail, and LA Times. Advertorials included Edmonton Journal and Calgary Herald.
- Direct mail campaigns
- Web advertising included key word searches, ad-words, banner ads, E-marketing campaign and NWTT fishing sub-site on the website
- Distributed NWT Fishing Guides at the All Canada Shows
- Television advertising includes a regular sponsorship spot on one of the fishing shows and paid advertising spots on speciality channels.
- Media FAMs were also held with various sport fishing outfitters for wholesalers and writers for different magazines.

### **Aurora Promotions:**

- NWT Aurora Guide
- “Japan: A brand New Direction” CTC promotion partnering with Yukon and Northern Alberta
- Print advertising in the Globe and Mail and the Los Angeles York Times
- Web advertising included key word searches, ad-words, banner ads, E-marketing campaign and NWTT Aurora sub-site on the website
- Special projects included Aurora Weddings and Aurora Photo Contest
- Participation in Kanata in Japan for introductions to key Japanese operators
- Media FAMs were also held with various Aurora outfitters and magazine writers so that travel wholesalers experience the tourism products.

### **Outdoor Adventure:**

- NWT Outdoor Adventure Guide
- Print advertisements included Explore Magazine, Canadian Geographic, Backpacker and Canoe Routes. Key newspapers included the Globe and Mail, and the Los Angeles Times. Winter promotion included Canadian Geographic Traveller, SnoRiders. European publication included Globetrotter.
- Web advertising included key word searches, ad-words, banner ads, E-marketing campaign and NWTT Outdoor Adventure sub-site on the website
- Attendance at the Toronto and Vancouver Outdoor Adventure Shows
- Media and Travel Trade FAMs were also held with outdoor adventure outfitters so that travel wholesalers experience the tourism products and promote them to their clients and magazines.

### **General Touring:**

- Print ads included Westworld, Canadian Geographic, Milepost, Via Magazine, RV Publications, the Globe and Mail, and the Vancouver Sun.
- Web advertising included key word searches, ad-words, banner ads, E-marketing campaign and NWTT Touring sub-site on the website
- Active with the Deh Cho Connection
- Participation at the Calgary RV Show, Calgary Women’s Show, Quartzsite, Edmonton RV Show, Ottawa Travel Show, and the Toronto Travel Show

**Business Sector:**

- Ad-Wheel brochures were printed once again and distributed in various hotels in Yellowknife, Hay River, Inuvik and Norman Wells.
- Attended the Meet the North Show in Edmonton, and the Oil and Gas Show in Inuvik
- Print advertising included Mining North and Up Here Magazine
- Web advertising included banner ads and an E-marketing

**Travel Trade:**

- Produced a Travel Trade Manual for Tour Operators. This manual was developed so that the tour wholesalers and tour operators have a listing of all the tourism operators in the NWT that offer commissionable packages.

**German Markets:**

- The General Services Agent (GSA) has given numerous NWT presentations in German-speaking European countries

**Deh Cho Travel Connection (DCTC):**

- NWTT took over the financial responsibility for the DCTC, which is a joint marketing campaign that is shared by the NWT, northern Alberta and northern British Columbia through the DCTC

**NWTT Toll Free Service and Fulfillment:**

- NWTT is responsible for the toll free service and fulfillment of the inquiries that are generated from the advertising campaigns. The staff answers phones, counsels prospective visitors and sends out tourism information.

**Additional Leveraged Funding:**

- Due to the funding provided by ITI, NWTT was also able to leverage additional funding from: Indian and Northern Affairs Canada (\$623,173); Canadian Tourism Commission (\$80,000); and Tourism Industry In-kind (\$42,628).

**Tourism Association Business:**

- In November 2008, the association held its Annual General Meeting in Yellowknife and elected a new board of directors.

# TOURISM AND PARKS

## TOURISM PRODUCT DIVERSIFICATION AND MARKETING PROGRAM

### **Purpose**

To address both short and long-term issues faced by tourism businesses and tourism operators when expanding into new markets or developing new products. There are four Schedules to this Program to address both individual business requirements and broad-based marketing efforts that would benefit the entire NWTT industry, as follows:

- Schedule 1: Business Planning and Transition Assistance.
- Schedule 2: New Product Development or Enhancement of Existing Product.
- Schedule 3: Marketing Assistance for Tourism Businesses.
- Schedule 4: Marketing Contributions for NWTT.

### **Eligibility**

An applicant is required to meet at least one of the following conditions in order to make an application and be eligible under this Program:

- (1) Has owned or operated a tourism business for at least one year in the last five years.
- (2) Has been licensed for at least one year in the last five years by the GNWT as a Tourism Establishment or Outfitter under the former *Travel and Tourism Act* or as Tourism Operator under the current *Tourism Act*.
- (3) Has been subcontracted or employed in management capacity by any of the above for a minimum of five years within the last ten years.
- (4) Represents a group of separate businesses or operations intending to develop a market ready Tourism Product Package.
- (5) Is a DMO in the NWT (Schedule 4 only).

Businesses for whom ITI has paid out claims under the Tourism Deposit Assurance Program are specifically precluded from this Program.

### **Grant/Contribution**

Contribution

### **Maximum Amount Available Per Applicant**

- Schedule 1: \$25,000 total.
- Schedule 2: \$250,000 total.
- Schedule 3: \$10,000 per year.
- Schedule 4: \$350,000 per year for NWTT.

### **Program Budget**

\$1.56 million for the 2008/2009 fiscal year

### **Program Manager**

Tourism and Parks Division



### **Policy Authority**

Established under authority of Minister of ITI. Funding approved FMB.

### **Application Process**

The Application Form and Guidelines for the Tourism Product Diversification and Marketing Program can be found on the ITI website under Programs and Services and are also available at any ITI Local Regional Office or ITI Headquarters Office in Yellowknife. Applications must be received by certain predetermined dates each year (banking days) and funding distributed to those applications which provide the greatest benefit to the NWT, and meet the Program criteria, until funding limits are reached.

Completed applications are delivered to ITI Regional Offices or ITI Headquarters Office in Yellowknife, who administer and make recommendations for approval.

ITI Regional Offices or ITI Headquarters Office in Yellowknife are available throughout this period to discuss project proposals.

### **Results Reporting**

The 2008/2009 fiscal year was the second year for this Program. The Tourism Product Diversification and Marketing Program funded 36 successful applications, resulting in a total contribution of \$1,547,750. Breakdown as follows:

#	SCHEDULE	FUNDING	APPLICANT	PURPOSE
1	2	\$ 36,500	Arctic Chalet	Product Development and Enhancement
2	1	\$ 21,000	Arctic Red River Outfitters	Business Planning and Transition Assistance
3	1	\$ 21,250	Artillery Lake Lodge	Business Planning and Transition Assistance
4	2	\$ 157,250*	Aurora World	Product Development and Enhancement
5	3	\$ 10,000	Aurora World	Marketing Assistance for Tourism Business
6	1	\$ 21,250	Beck's Kennels	Business Planning and Transition Assistance
7	3	\$ 10,000	Blachford Lake Lodge	Marketing Assistance for Tourism Business
8	2	\$ 61,000	Canadian North	Product Development and Enhancement
9	3	\$ 10,000	Canadian North	Marketing Assistance for Tourism Business
10	2	\$ 233,000	Enodah Wilderness Travel	Product Development and Enhancement
11	3	\$ 10,000	Enodah Wilderness Travel	Marketing Assistance for Tourism Business
12	3	\$ 10,000	Miki Enterprises	Marketing Assistance for Tourism Business
13	1	\$ 25,000	Modeste Outfitting	Business Planning and Transition Assistance
14	2	\$ 42,000	Nahanni River Adventures and Blackfeather	Product Development and Enhancement

15	1	\$ 23,750	North Nahanni Naturalist Lodge	Business Planning and Transition Assistance
16	3	\$ 10,000	North Nahanni Naturalist Lodge	Marketing Assistance for Tourism Business
17	1	\$ 21,250	Nahanni Wilderness Adventures	Business Planning and Transition Assistance
18	1	\$ 21,250	Northern Adventure Racing	Business Planning and Transition Assistance
19	1	\$ 21,500	North Star Adventures	Business Planning and Transition Assistance
20	2	\$ 40,000	North Star Adventures	Product Development and Enhancement
21	3	\$ 8,500	North Star Adventures	Marketing Assistance for Tourism Business
22	4	\$ 240,000	NWTT	Marketing Contribution for NWTT
23	1	\$ 25,000	Peterson's Point Lake Lodge	Business Planning and Transition Assistance
24	1	\$ 21,250	Rabesca's Resources	Business Planning and Transition Assistance
25	2	\$ 48,000	Rapid Travel Ltd	Product Development and Enhancement
26	3	\$ 10,000	Rapid Travel Ltd	Marketing Assistance for Tourism Business
27	1	\$ 21,000	Redstone Trophy Hunts Ltd.	Business Planning and Transition Assistance
28	3	\$ 10,000	Sambaa K'e Fishing Lodge	Marketing Assistance for Tourism Business
29	2	\$ 35,000	True North Safaris	Product Development and Enhancement
30	3	\$ 9,500	True North Safaris	Marketing Assistance for Tourism Business
31	2	\$ 65,000	Up North Tours	Product Development and Enhancement
32	1	\$ 21,000	Whitney and Smith Legendary Expeditions	Business Planning and Transition Assistance
33	2	\$ 7,500	Yellow Dog Lodge	Product Development and Enhancement
34	3	\$ 10,000	Yellow Dog Lodge	Marketing Assistance for Tourism Business
35	2	\$ 200,000	Yellowknife Outdoor Adventure	Product Development and Enhancement
36	3	\$ 10,000	Yellowknife Outdoor Adventure	Marketing Assistance for Tourism Business
	<b>TOTAL</b>	<b>\$1,547,750</b>		

\* While approved for \$157,250 for Aurora World, only \$133,683 was distributed

# MINERALS, OIL AND GAS PROSPECTORS GRUBSTAKE PROGRAM

## **Purpose**

To support and promote community-based mineral exploration by residents of the NWT.

## **Eligibility**

Residents of the NWT who:

- Hold a valid Prospecting Licence from Indian and Northern Affairs Canada.
- Have completed a recognized prospecting course or have mineral exploration/prospecting experience.

## **Grant/Contribution**

Contribution

## **Maximum Amount Available Per Applicant**

For expenses incurred, prospectors may be eligible for a maximum of \$10,000 for expenses related to prospecting. The amount is to be established at the discretion of the Minister of ITI for each separate acceptable submission.

## **Program Budget**

\$50,000 for the 2008/2009 fiscal year - the Program sunsetted on March 31, 2009.

## **Program Manager**

Minerals, Oil and Gas Division

## **Policy Authority**

Established under authority of Minister of ITI. Funding approved FMB.

## **Application Process**

The Application Form and Guidelines for the NWT Prospectors Grubstake Program is available online ([www.nwtgeoscience.ca](http://www.nwtgeoscience.ca) via the Outreach Programs link) and in hardcopy format at the NWT Geoscience Office. The application deadline is March 31 of each year, with a fall offering if remaining funds are available.

Completed applications are sent by mail or fax to the Community Minerals Advisor at the NWT Geoscience Office in Yellowknife, who administers and makes recommendations for approval.

The Community Minerals Advisor is available throughout this period to discuss project proposals. All recipients of the NWT Prospectors Grubstake Program are required to complete a number of reporting requirements. They must submit a complete documentation of how funds were spent including original receipts for all expenses, as specified by the Program guidelines. The only exception to this is a per diem allowance for food, rather than individual receipts.

Another requirement is to provide results in the form of an assay certificate from a reputable analytical laboratory for the samples prospectors collected during their work. All sample locations must be provided, either plotted on a map or by GPS co-ordinates. A written report done to the best of the person's ability is required.

NWT residents, in general, will potentially benefit from economic spin-offs and jobs from exploration and development work by companies who sign option agreements with NWT prospectors.

### ***Results Reporting***

Thirteen NWT prospectors were awarded contributions totalling \$52,100 in the 2008/2009 fiscal year. Of this, \$48,000 was awarded for work looking for new mineral showings and improving information on known mineral showings in the NWT. A total of \$4,100 was used to partially fund three participants at the Mineral Exploration Roundup Conference to promote their NWT mineral properties.

At the end of the 2008/2009 fiscal year, the total Prospectors Grubstake Program expenditure was \$36,575. This reduced amount mainly reflects a return of contributions by some participants who could not conduct the work or meet the Program reporting requirements.

Other funding to supplement projects comes from the individual prospector. Prospectors provided another \$10,000 (estimated). Part of the funding is available for hiring an assistant. Four assistants were hired in 2008.

Significant economic impacts include rental of equipment and services from local businesses (telecommunications, drilling services, airline companies, air cargo services, field equipment and supplies).

The most significant achievement of this Program is facilitating grassroots prospecting work in the NWT by local residents. This increases the likelihood of discovering new mineral showings which have the potential to attract both junior and major exploration and mining companies to follow-up on, option or stake adjacent NWT mineral claims.

Historically, a ten-fold return on investment has been seen through the Government's investment in the NWT Prospectors Grubstake Program. Recent analysis by the NWT and Nunavut Chamber of Mines has shown a sixteen-fold return on this investment. One particular example is the Drybones Bay area exploration work by Snowfield Development and New Shoshoni Ventures, which was driven primarily by work done by local prospectors. It has resulted in millions of exploration dollars spent in the NWT over the last ten years.

The economic cycle impacts the number of potential candidates that apply to this program. During periods of low economic activity, the number of applicants generally increases for the program and when the economy is strong, a decrease in applicants occurs because funding for exploration and prospecting work can be found elsewhere.

The Prospectors Grubstake Program sunsetted on March 31, 2009. Prospectors are now eligible to apply for support under ITI's Support to Entrepreneurs and Economic Development Policy.

# MACKENZIE VALLEY PIPELINE OFFICE

## ABORIGINAL CAPACITY BUILDING

### **Purpose**

To promote Aboriginal organizations in Regions most impacted by the proposed Mackenzie Gas Project (MGP) with assistance for capacity building.

The Aboriginal Capacity Building (ACB) Program is designed to work in partnership with other community and sector specific oil and gas programs to build a stable economic base at the regional and community level for initiatives that:

- Build on local or regional oil and gas economic development strategies.
- Address impediments to economic growth in the oil and gas sector.
- Promote the development of a stable economy in the oil and gas sector.

The objectives of the Program are as follows:

1. Improve upon the regional and local oil and gas economic base by:
  - a. Researching new opportunities.
  - b. Developing emerging economic opportunities.
  - c. Integrating technological developments to improve business competitiveness and viability.
2. Improve the competitive position of the NWT oil and gas sector through initiatives that:
  - a. Remove demonstrated barriers to development.
  - b. Establish infrastructure, where its absence is an impediment to the development for a number of businesses.
  - c. Fill gaps towards the development of an oil and gas industry in the NWT.
3. Strengthen technical, entrepreneurial, business management and marketing skills through training.
4. Stimulate long term and short term employment opportunities through capital investment.

### **Eligibility**

Applicants must be members of an Aboriginal organization located within the Inuvialuit, Gwich'in, Sahtu and Dehcho Regions.

### **Grant/Contribution**

Contribution

### **Maximum Amount Available Per Applicant**

\$90,000 for each claimant group or Region

### **Program Budget**

\$360,000 for the 2008/2009 fiscal year

### **Program Manager**

Mackenzie Valley Pipeline Office (MVPO)

### ***Policy Authority***

Established under authority of Minister of ITI. Funding approved FMB.

### ***Application Process***

Aboriginal organization applicants provide an annual work-plan and budget, detailing proposed activities, schedule and a source and application of all project costs.

\$90,000 is available for each claimant group in the Inuvialuit and Gwich'in settlement areas. The Inuvialuit Regional Corporation (IRC) and Gwich'in Tribal Council (GTC) receive the entire allocation, determine and administer the funds in their respective settlement areas.

The Sahtu ITI Regional Superintendent, based on previous approvals and applications received, determines the Sahtu Region's \$90,000 annual allocation.

The Dehcho and South Slave Regions \$90,000 annual allocation is shared between the two GNWT Administrative Regions, with the ITI Regional Superintendents of the two Regions determining the maximum amount for each recipient based on the number and type of applications received and previous approvals.

In the Sahtu, Dehcho and South Slave Regions, the Regional Petroleum Advisor and the ITI Regional Superintendent determine the Regions' funding priorities. The ITI Regional Superintendent approves the application.

The Deputy Minister will rule on appeals either by requesting that the application be reconsidered or denying the appeal.

### ***Results Reporting***

There were a total of 12 contributions made in the 2008/2009 fiscal year, totalling \$350,924.

### ***Inuvik Region Allocations - \$180,000***

- \$90,000 – IRC: The ACB contribution for the IRC was divided into three spending categories: Category 1 – Human Resources: Enhanced Employment and Training Support Services, partners included local employers within the Inuvialuit Settlement Region; Category 2 – Community Visits: the funding allowed education and career development officers to support and assist individuals in their respective communities, and Category 3 – Statistical Information Compilation and Monitoring: Compile employment and northern contracting information as required by the Comprehensive Cooperation Benefit Agreements between industry and the IRC.
- \$90,000 – GTC: Provide contribution assistance in the support of management skill building information sessions and training programs offered to Gwich'in private entrepreneurs and registered Gwich'in private business owners. Topics covered in the sessions included:
  - Help Gwich'in Business to Help Themselves – provide practical guidance on how to develop and implement their business ideas.
  - Build Successful Partnerships – Partnerships can deliver capital and skills sets that are currently not available to Gwich'in businesses.
  - Maintain Strong Linkages with, and within, Communities – the success of Gwich'in businesses depends in part on the support of our communities.

- Utilize Mentors and Role Models – Identifiable individuals can offer guidance and support based on their experience and expertise.
- Negotiate Fairs Deals with Governments and Industry – GNWT and Federal government contracting opportunities need to be capitalized. Gwich'in Business need to focus on “competitive bidding” versus other procurement practices. Realizing the benefits of industry agreements and maximize opportunities.
- Recognize Success – Promote successful entrepreneurs.
- Communicate with Beneficiaries – continuous communication with Gwich'in participants.

**Sahtu Region Allocation - \$90,000**

- \$75,000 was contributed to the three Sahtu District Land Corporations for board of director training and attendance at Oil and Gas and Mineral Trade Shows, Conferences and Seminars in the following amounts;
 

Deline District Land Corporation	\$25,000
Tulita District Land Corporation	\$25,000
Kasho Got'ine District Land Corporation	\$25,000
- \$7,500: Behdzi Ahda First Nation to assist in the hiring of an assistant band manager to take training with a view to specializing in non-renewable resource matters on behalf of the Band and community of Colville Lake.
- While there was verbal interest in the remaining ACB funding, no applications were forthcoming, thus \$7,500 was lapsed.

**Dehcho and South Slave Regions Allocation - \$90,000**

- \$15,000: Hay River District Education Authority, to assist in offsetting the costs of developing and hosting a regional career forum. Approximately 400 students from Fort Providence, Kakisa, Enterprise, Fort Resolution, West Point, Hay River Reserve and Hay River participated in this event.
- \$14,597: Naegha Zhia Inc. (Kátlodééche First Nation's Development Corporation) to assist with the costs of a conducting a feasibility study and developing a business plan for a joint venture company that will be providing goods and services to the Tamerlane mine development project.
- \$15,000: Big River Service Centre LLP to assist towards increasing management capacity primarily in the areas of financial management capability of this key business owned by the Fort Providence Métis
- \$25,000: Nogha Enterprises Ltd. To assist in the delivery of a training program for the mobilization, installation and demobilization of mobile industrial camps and associated buildings. Six individuals participated in this training.
- \$13,827: To assist in the purchase of Geographic Information System and 'referral tracking system' computer equipment and software in support of the management and monitoring of regional industrial development.
- \$5,000: Nogha Enterprises Ltd. To provide financial assistance for members of the Board of Directors to attend an annual Aboriginal Oil and Gas Conference in Edmonton. While this project was approved it was not implemented, therefore the funds lapsed.

# MACKENZIE VALLEY PIPELINE OFFICE

## RESOURCE PRE-DEVELOPMENT PROGRAM

### ***Purpose***

An application-based contribution program available to regional Aboriginal organizations and the four tax-based communities to assist in assessing impacts, negotiating access and benefit agreements and undertaking general planning and preparation for the MGP.

The Program has two main objectives:

1. Community Preparation: To ensure communities are prepared to negotiate and respond to project-driven requirements and realize project related opportunities.
2. Project Negotiation: To facilitate timely negotiation and ratification of project-related agreements.

All four tax-base municipalities have filed impact assessment reports with the MGP Joint Review Panel. The Town of Norman Wells and Inuvik are actively negotiating fee-for-service arrangements with the proponents. Four of the five regional land claimant organizations (the Inuvialuit, Gwich'in, Kasho Got'ine district, and the Tulita/Norman Wells district) have completed access and benefit negotiations with the MGP proponents. Access and Benefit Agreements between the MGP and the Dehcho Region remain outstanding.

As the majority of Access and Benefit Agreement negotiations had either been completed or are near conclusion, a decision to sunset the Resource Pre-Development Program was made during 2007/2008 business planning and budget process. As a result this was the final year that the Resource Pre-Development Contribution Program was offered.

### ***Eligibility***

Assistance is available to regional Aboriginal organizations (and designates) and tax-based communities only, in the GNWT administrative Regions of Inuvik, Sahtu, Dehcho and South Slave, for initiatives related to the MGP.

### ***Grant/Contribution***

Contribution

### ***Maximum Amount Available Per Applicant***

\$50,000 annually

### ***Program Budget***

\$100,000 for the 2008/2009 fiscal year

### ***Program Manager***

Mackenzie Valley Pipeline Office (MVPO)

### ***Policy Authority***

Established under authority of Minister of ITI. Funding approved FMB.



### ***Application Process***

This is not a publicly advertised and promoted contribution program so unsolicited applications are not normally received or considered. The eligible applicants (regional Aboriginal organizations and tax-based municipalities) are invited to submit proposals, including work plans and budgets, based on available funding.

The eligible applicants determine their own funding priorities. This contribution program is intended to support existing and ongoing MGP impact assessment and agreement negotiation activities. Applications are approved by the ITI Regional Superintendent for tax-based municipality applications, and by the Director of the MVPO for regional Aboriginal organization applications.

As eligibility is limited to only eight possible applicants, and proposals are solicited from them for a maximum amount, appeals are not expected. The Deputy Minister will rule on appeals either by requesting that the application be reconsidered or denying the appeal.

### ***Results Reporting***

A total of \$100,000 worth of contributions were made in the 2008/2009 fiscal year:

- \$25,000: Dehcho First Nations. Support to ongoing Access and Benefits Agreement negotiations with the MGP proponents by providing support to undertake community consultations toward the possible ratification of agreements between the Dehcho First Nation and the MGP. A final decision on the agreements is expected during the June 2009 Dehcho Annual Assembly in Kakisa.
- \$50,000: GTC: Provide assistance in the design of a standardized Call for Nominations Bid Process/Package for the issuance of oil and gas rights on Gwich'in owned surface and subsurface lands within the Gwich'in Settlement Area.
- \$25,000: Town of Norman Wells To contract professional engineering services required to support the Town of Norman Wells in completing the two capital projects of "Pipe Lay-Down Area Development" and "Landfill Expansion". These capital projects are intended to prepare a pipe-down area in the existing quarry and to expand the existing land fill site to accommodate the expected refuse generated by the MGP.

# MACKENZIE VALLEY PIPELINE OFFICE

## SUPPORT TO THE ABORIGINAL PIPELINE GROUP

### ***Purpose***

Support the Aboriginal Pipeline Group (APG) in obtaining a one-third ownership interest in the MGP.

### ***Eligibility***

Assistance is limited exclusively to the APG, the legal entity established to hold the NWT Aboriginal peoples' ownership interest in the Mackenzie Valley Natural Gas Pipeline.

### ***Grant/Contribution***

Contribution

### ***Program Budget***

\$250,000 for the 2008/2009 fiscal year

### ***Program Manager***

Mackenzie Valley Pipeline Office (MVPO)

### ***Policy Authority***

Established under authority of Minister of ITI

### ***Application Process***

The GNWT, Government of Canada and TransCanada Pipelines Limited, jointly fund the administration costs of the APG. The APG Board of Directors submits an application each year, which includes audited financial statements and an annual report, highlighting activities and results of the previous year, a work plan and budget for the upcoming year.

### ***Results Reporting***

This was the final year of a six-year commitment from the GNWT to provide an annual contribution of \$250,000 in support of the administration costs and expenses of the APG.

The Inuvialuit, Gwich'in and Sahtu are members of the APG partnership and, as part of their 2008/2009 work plan; the APG Board of Directors identified a number of key areas in which the partnership would work toward achieving results throughout the upcoming year. The following is a listing of some of the work plan activities achieved:

- APG continue to maintain contact with potential financiers and is now developing a detailed financing work plan.
- APG continues to represent its Aboriginal shareholders in all MGP decision-making forums.
- APG has been active in promoting the benefits of participation in the APG opportunity with all Aboriginal groups in the NWT, especially in the Dehcho communities.
- The implementation of a comprehensive communications strategy has resulted in a better understanding of APG's benefits, and a closer identification of APG as a locally-owned Aboriginal organization.

- APG uses every forum in the MGP decision-making process to promote Aboriginal opportunities.
- The APG noted that they continue to face significant challenges including unresolved ownership issues, an extended regulatory process, and substantial increases in the estimated cost of the MGP. The APG further noted that they will continue to work through the process of resolving each challenge, as it has done successfully in the past.

# MACKENZIE VALLEY PIPELINE OFFICE

## OTHER PIPELINE RELATED INITIATIVES

### **Purpose**

This funding is allocated to allow for the flexibility to respond to unanticipated community or organizational needs as they are identified – including those that may be identified by the Minister and Executive Council.

### **Eligibility**

Assistance is available to NWT community or organizational applicants participating in new one-time initiatives pertaining to the proposed MGP.

### **Grant/Contribution**

Contribution

### **Maximum Amount Available Per Applicant**

No maximum amount per applicant has been specified.

### **Program Budget**

\$55,000 for the 2008/2009 fiscal year

### **Program Manager**

Mackenzie Valley Pipeline Office (MVPO)

### **Policy Authority**

Established under authority of Minister of ITI. Funding approved FMB.

### **Application Process**

Information required depends on the proposed project/activity, although a written proposal with budget normally is a minimum requirement.

The MVPO Director approves the application. The Deputy Minister will rule on appeals either by requesting that the application be reconsidered or denying the appeal.

### **Results Reporting**

This program was fully expended in 2008/2009. Projects approved included:

- \$20,000: Town of Inuvik to subsidize the salary for the co-coordinator of the Inuvik Petroleum Show, included in the Contribution Agreement was a booth for ITI, which the tourism division used to promote the Mackenzie Delta.
- \$35,000: Aboriginal Pipeline Group in support of unanticipated increases in legal and professional expenses associated with the development of the new fiscal arrangement proposal discussions currently ongoing between the MGP proponents and the Government of Canada.

# INDUSTRIAL INITIATIVES

## DIAVIK SOCIO-ECONOMIC MONITORING AGREEMENT

### ***Purpose***

Allows for operation of a Board established through the Diavik Socio-Economic Agreement (SEA). The Diavik SEA provided for the creation of the Diavik Community Advisory Board (DCAB) to monitor the commitments made in the Diavik SEA. DCAB also provides a way for communities to comment on the impacts they are seeing from the Diavik Project. DCAB provides advice to the Parties to the SEA about how effectively the SEA is being implemented. DCAB has the authority to recommend changes that can help the SEA achieve its intended results.

### ***Eligibility***

Funding is directed to DCAB, the advisory board established through the SEA.

### ***Grant/Contribution***

Contribution

### ***Maximum Amount Available Per Applicant***

Reviewed every three years

### ***Program Budget***

\$180,000 for the 2008/2009 fiscal year

### ***Program Manager***

Industrial Initiatives

### ***Policy Authority***

Authority for this contribution was established through Cabinet approval of the Diavik SEA. FMB approves funding.

### ***Application Process***

Diavik and the GNWT jointly fund DCAB. DCAB submits a proposed workplan and budget to the two funders for approval, once every three years. The SEA describes the mandate and role of DCAB, providing direction for work plan activities.

### ***Results Reporting***

Under the Contribution Agreement, the Board is required to provide audited financial statements showing how funds were spent.

The approved three-year workplan outlines initiatives and tasks that DCAB hopes to complete. DCAB plans to:

- Issue Annual Reports.
- Develop a toolkit to help communities identify Project impacts consistently.
- Carry out impact studies in communities.
- Let communities know about its findings and its role.
- Hold community meetings.

The current work plan is enabling communities in the Slave geological region to collect and publish information about community impacts in a consistent way. This will help DCAB to review and compare community-driven indicators across a broad geographic area and across cultural groups. This work ensures strong community involvement in industrial monitoring.

DCAB is made up of representatives from Behchokò, Whati, Gametì, Wekweètì, Dettah, N'dilo, Łutsek'e, Kugluktuk and the North Slave Métis Alliance. Two representatives from both Diavik and the GNWT also sit on the Board. This unique Board provides an outlet for valuable input and consideration by all Parties on a variety of issues arising from the Diavik Project.

In 2008/2009, DCAB:

- Received and reviewed reports from Diavik Diamond Mines Inc. and the GNWT.
- Commissioned a functional review of its operations and mandate.
- Worked with the NWT Bureau of Statistics to do preliminary analysis of community tool kit data.
- Participated in the Aboriginal Statistical Training Program through Statistics Canada.

**APPENDIX A**

**BUSINESS DEVELOPMENT FUND  
SUMMARY REPORT BY REGION AND CLIENT  
2008/2009 FISCAL YEAR**





**APPENDIX "A"**  
**BDF Summary Report By Region and Client**  
**Current as of end of Fiscal Year 2008/09**

		Totals
<b>DEHCHO</b>		
<b>1</b>	<b>Cli, Flora</b>	<b>\$2,305</b>
	Community: Nahanni Butte	
	Arts and crafts: Purchase of materials	
<b>2</b>	<b>Jumbo, Carilyn Lee</b>	<b>\$2,143</b>
	Community: Trout Lake	
	Arts and crafts: purchase of tools and materials	
<b>3</b>	<b>Jumbo, Norma Beatrice</b>	<b>\$2,500</b>
	Community: Trout Lake	
	Arts and crafts: purchase of tools and materials	
<b>4</b>	<b>Lamalice, Valerie Joyce</b>	<b>\$2,500</b>
	Community: Trout Lake	
	Arts and crafts: purchase of tools and materials	
<b>5</b>	<b>M &amp; M Tours/River Taxi</b>	<b>\$3,332</b>
	Community: Fort Simpson	
	Small vessel certification	
<b>6</b>	<b>Marcellais, Lena Judy</b>	<b>\$942</b>
	Community: Nahanni Butte	
	Arts and crafts: purchase of tools and materials	
<b>7</b>	<b>Moses, D'Arcy J.</b>	<b>\$2,500</b>
	Community: Wrigley	
	Arts and crafts: purchase of tools and materials	
<b>8</b>	<b>Nighthawk Expediting &amp; Charter</b>	<b>\$21,149</b>
	Community: Wrigley	
	Purchase of van and equipment; Marketing and promotion	
<b>9</b>	<b>Open Sky Creative Society</b>	<b>\$6,030</b>
	Community: Fort Simpson	
	Community initiatives program	
<b>10</b>	<b>Sanguiez, Stefanie Camilla</b>	<b>\$2,150</b>
	Community: Jean Marie River	
	Arts and crafts: purchase of tools and materials	
<b>11</b>	<b>South Nahanni Airways</b>	<b>\$19,800</b>
	Community: Fort Simpson	
	Assistance with accounting and audit requirements	
<b>DEHCHO</b>	Total Regional Assistance:	<b>\$65,351</b>
<b>HEADQUARTERS</b>		
<b>12</b>	<b>974120 NWT Ltd.</b>	<b>\$25,000</b>
	Community: Sachs Harbour	
	Arts and crafts raw materials	
<b>HEADQUARTERS</b>	Total Regional Assistance:	<b>\$25,000</b>

**APPENDIX "A"**  
**BDF Summary Report By Region and Client**  
**Current as of end of Fiscal Year 2008/09**

		Totals
<b>INUVIK</b>		
<b>13</b>	<b>974120 NWT Ltd.</b> Community: Sachs Harbour Muskox product development	<b>\$60,000</b>
<b>14</b>	<b>Allen, Patricia</b> Community: Inuvik Arts and crafts: purchase of tools and materials	<b>\$2,105</b>
<b>15</b>	<b>Buckle, Robert Wayne</b> Community: Aklavik Arts and crafts: purchase of tools and materials	<b>\$946</b>
<b>16</b>	<b>Eagle Eye Civil Surveys</b> Community: Fort McPherson Purchase of work station	<b>\$1,116</b>
<b>17</b>	<b>End of the Road Music Festival</b> Community: Inuvik Regional Services Production of annual music festival	<b>\$15,000</b>
<b>18</b>	<b>Ettagiak, Sarah</b> Community: Tuktoyaktuk Arts and crafts: purchase of tools and materials	<b>\$2,434</b>
<b>19</b>	<b>Gwich'in Tribal Council</b> Community: Inuvik Regional Services Inuvik Petroleum Show participation	<b>\$2,655</b>
<b>20</b>	<b>Hamlet of Ulukhaktok</b> Community: Ulukhatok Production of Billy Joss Golf Tournament	<b>\$2,500</b>
<b>21</b>	<b>Illasiuk, Anny</b> Community: Paulatuk Arts and crafts: purchase of tools and materials	<b>\$2,000</b>
<b>22</b>	<b>Inuvialuit Regional Corporation</b> Community: Regional Services Inuvik Petroleum Show participation	<b>\$4,357</b>
<b>23</b>	<b>Inuvialuit Regional Corporation</b> Community: Paulatuk Develop employment and Economic opportunities plan	<b>\$16,730</b>
<b>24</b>	<b>Inuvik Youth Center Society</b> Community: Inuvik Traditional jewelry program	<b>\$4,692</b>
<b>25</b>	<b>Irish Rufus, Beverly Mildred</b> Community: Inuvik Arts and crafts: purchase of tools and materials	<b>\$718</b>
<b>26</b>	<b>Kay, Lucy Elizabeth</b> Community: Fort McPherson Arts and crafts: purchase of tools and materials	<b>\$1,584</b>

**APPENDIX "A"**  
**BDF Summary Report By Region and Client**  
**Current as of end of Fiscal Year 2008/09**

		<b>Totals</b>
<b>27</b>	<b>Klengenberg, Alvira</b> Community: Tuktoyaktuk Arts and crafts: purchase of tools and materials	<b>\$2,416</b>
<b>28</b>	<b>Klengenberg, Pat Jones</b> Community: Ulukhaktok Arts and crafts: purchase of tools and materials	<b>\$1,532</b>
<b>29</b>	<b>Mangelana, Catherine</b> Community: Tuktoyaktuk Arts and crafts: purchase of tools and materials	<b>\$2,346</b>
<b>30</b>	<b>Northern Games Society</b> Community: Inuvik NAIG Performance	<b>\$11,959</b>
<b>31</b>	<b>Notaina, Margaret</b> Community: Ulukhaktok Arts and crafts: purchase of tools and materials	<b>\$507</b>
<b>32</b>	<b>Ookpik Tours &amp; Adventures Ltd.</b> Community: Tuktoyaktuk Purchase of an outboard motor	<b>\$11,801</b>
<b>33</b>	<b>Rapid Travel</b> Community: Inuvik Regional Services Recovery plan	<b>\$24,682</b>
<b>34</b>	<b>Ruben, Angela Mae</b> Community: Paulatuk Arts and crafts: purchase of tools and materials	<b>\$684</b>
<b>35</b>	<b>Ruben, Mabel</b> Community: Paulatuk Arts and crafts: purchase of tools and materials	<b>\$972</b>
<b>36</b>	<b>Rural Development Institute</b> Community: Regional CRRF 2008 Conference	<b>\$25,000</b>
<b>37</b>	<b>Shaanutee's B&amp;B</b> Community: Fort McPherson Purchase of furniture	<b>\$5,954</b>
<b>38</b>	<b>Tetlit Gwich'in Council</b> Community: Fort McPherson Woodmizer project	<b>\$11,584</b>
<b>39</b>	<b>Thrasher, Eileen M.</b> Community: Paulatuk Arts and crafts: purchase of tools and materials	<b>\$1,327</b>
<b>40</b>	<b>Wilson, Helen</b> Community: Fort McPherson Arts and crafts: purchase of tools and materials	<b>\$1,182</b>
<b>INUVIK</b>	<b>Total Regional Assistance:</b>	<b>\$218,784</b>

**APPENDIX "A"**  
**BDF Summary Report By Region and Client**  
**Current as of end of Fiscal Year 2008/09**

		Totals
<b>NORTH SLAVE</b>		
<b>41</b>	<b>Beck's Kennels</b> Community: Yellowknife Business relief	<b>\$25,000</b>
<b>42</b>	<b>Behchoko Development Corporation</b> Community: Behchoko Planning and other developmental costs	<b>\$4,859</b>
<b>43</b>	<b>Bella Dance Academy</b> Community: Yellowknife Business expansion	<b>\$9,040</b>
<b>44</b>	<b>Bottomline PR Company</b> Community: Yellowknife Marketing and promotion	<b>\$5,000</b>
<b>45</b>	<b>Braden, Patrick</b> Community: Yellowknife Production of music cd; also, development and design work for cd	<b>\$3,094</b>
<b>46</b>	<b>Dirty Deeds Diaper Service</b> Community: Yellowknife Development of a cloth diaper delivery and laundry service	<b>\$11,500</b>
<b>47</b>	<b>Enodah Wilderness Travel Ltd.</b> Community: Yellowknife Promotion of Enodah to the Korean marketplace	<b>\$10,000</b>
<b>48</b>	<b>Gargan, Lena</b> Community: Whati Arts and crafts: purchase of tools and materials	<b>\$800</b>
<b>49</b>	<b>Judas, Roberta Lucy</b> Community: Wekweeti Arts and crafts: purchase of tools and materials	<b>\$900</b>
<b>50</b>	<b>Just Furs Ltd.</b> Community: Yellowknife Travel to a Fur Trade Show	<b>\$1,135</b>
<b>51</b>	<b>Life Care Planning Ltd.</b> Community: Yellowknife Business expansion	<b>\$9,383</b>
<b>52</b>	<b>Mackay Lake Lodge '89 Ltd.</b> Community: Yellowknife Development of a business plan; implementation of a marketing campaign campaign; capital improvements and business relief	<b>\$145,098</b>
<b>53</b>	<b>Mantla, Alice</b> Community: Gameti Arts and crafts: purchase of tools and materials	<b>\$801</b>
<b>54</b>	<b>Nitsiza, Dora Theresa</b> Community: Whati Arts and crafts: purchase of tools and materials	<b>\$738</b>

**APPENDIX "A"**  
**BDF Summary Report By Region and Client**  
**Current as of end of Fiscal Year 2008/09**

		Totals
<b>55</b>	<b>Peterson's Point Lake Lodge (The J Group Ltd.)</b>	<b>\$28,780</b>
	Community: Yellowknife	
	Implementation of a marketing campaign; capital improvements	
<b>56</b>	<b>Taylor, Ronald Joachim</b>	<b>\$2,118</b>
	Community: Yellowknife	
	Carving stone	
<b>57</b>	<b>True North Safaris Ltd.</b>	<b>\$2,500</b>
	Community: Yellowknife	
	Business relief	
<b>58</b>	<b>Tundra Transfer Ltd.</b>	<b>\$25,000</b>
	Community: Yellowknife	
	Business expansion	
<b>59</b>	<b>Yellowknife Chamber of Commerce</b>	<b>\$3,285</b>
	Community: Yellowknife	
	Attend a conference; community initiatives program	
<b>60</b>	<b>Zoe, Phillip</b>	<b>\$1,500</b>
	Community: Gameti	
	Arts and crafts: purchase of tools and materials	
<b>NORTH SLAVE</b>	Total Regional Assistance:	<b>\$290,532</b>
<b>SAHTU</b>		
<b>61</b>	<b>Bailes Family Sales and Services</b>	<b>\$20,000</b>
	Community: Norman Wells	
	Building a shop/showroom for a heating equipment supplier	
<b>62</b>	<b>Deline Land Corporation</b>	<b>\$12,217</b>
	Community: Deline	
	Attendance at the Aboriginal Finance Officers Association management conference and AGM; Strategic planning	
<b>63</b>	<b>Elemie, Gary John</b>	<b>\$1,875</b>
	Community: Deline	
	Arts and crafts: purchase of tools and materials	
<b>64</b>	<b>Lennie, Sarah</b>	<b>\$500</b>
	Community: Tulita	
	Arts and crafts: purchase of tools and materials	
<b>65</b>	<b>Little Dipper Cartage &amp; Services</b>	<b>\$2,920</b>
	Community: Fort Good Hope	
	Attend a Tire Repair training course	
<b>66</b>	<b>McNeely, Debbie A.</b>	<b>\$1,521</b>
	Community: Fort Good Hope	
	Arts and crafts: purchase of tools and materials	
<b>67</b>	<b>Mountain River Outdoor Adventures</b>	<b>\$23,244</b>
	Community: Norman Wells	
	Business expansion via equipment purchase	

**APPENDIX "A"**  
**BDF Summary Report By Region and Client**  
**Current as of end of Fiscal Year 2008/09**

		<b>Totals</b>
<b>68</b>	<b>Norman Wells &amp; District Chamber of Commerce</b>	<b>\$584</b>
	Community: Norman Wells	
	Attend an AGM	
<b>69</b>	<b>Norman Wells Claimant Corporation</b>	<b>\$62,430</b>
	Community: Deline	
	Creation of a comprehensive business plan; co-ordinate an art development show; produce a Marine Crew Standing Order Manual	
<b>70</b>	<b>Sahtu Secretariat Inc.</b>	<b>\$6,000</b>
	Community: Deline	
	Purchase of new card system (hardware and software)	
<b>71</b>	<b>Techi?Q Ltd.</b>	<b>\$5,000</b>
	Community: Deline	
	Feasibility scoping plan regarding a Corporate acquisition	
<b>72</b>	<b>Tee Jay Contracting Inc.</b>	<b>\$9,082</b>
	Community: Fort Good Hope	
	Market development and product promotion	
<b>73</b>	<b>Tulita Dene Band</b>	<b>\$2,732</b>
	Community: Tulita	
	Attendance at an accounting training course	
<b>74</b>	<b>Tulita Renewable Resources Council</b>	<b>\$3,000</b>
	Community: Tulita	
	Business skills	
<b>75</b>	<b>Tulita Yamoria Community</b>	<b>\$19,887</b>
	Community: Tulita	
	Attendance at an accounting training course; Provision of a traditional drumming/singing/dancing course; Provision of a Moosehide tanning course; Provision of a Mentorship workshop; Provision of a bookeeping basics course in the community	
<b>76</b>	<b>Yamouri Inn Ltd.</b>	<b>\$8,000</b>
	Community: Norman Wells	
	Assist with environmental clean-up costs for sewage spill	
<b>SAHTU</b>	Total Regional Assistance:	<b>\$178,993</b>
<b>SOUTH SLAVE</b>		
<b>77</b>	<b>Aurora Nights Lodge</b>	<b>\$22,435</b>
	Community: Fort Resolution	
	Business development and expansion	
<b>78</b>	<b>Beck, Rabecca</b>	<b>\$1,824</b>
	Community: Fort Providence	
	Arts and crafts: purchase of tools and materials	
<b>79</b>	<b>Bourke, Jennifer Elaine</b>	<b>\$756</b>
	Community: Fort Smith	
	Arts and crafts: purchase of tools and materials	

**APPENDIX "A"**  
**BDF Summary Report By Region and Client**  
**Current as of end of Fiscal Year 2008/09**

		Totals
<b>80</b>	<b>Chicot, Christopher</b> Community: Hay River Purchase of boat and equipment	<b>\$12,900</b>
<b>81</b>	<b>Deh Gah Got'ie Dene Council</b> Community: Fort Providence Bison Interpretive Centre	<b>\$23,375</b>
<b>82</b>	<b>DeWolf, Christine Marie</b> Community: Fort Smith Arts and crafts: purchase of tools and materials	<b>\$1,000</b>
<b>83</b>	<b>Fabian, Roy (o/a Eagle Eye Concepts)</b> Community: Hay River Reserve Feasibility study for commercial rental project	<b>\$3,000</b>
<b>84</b>	<b>Fort Smith Chamber of Commerce</b> Community: Fort Smith Economic analysis of two projects	<b>\$18,255</b>
<b>85</b>	<b>Gargan, Joyce Margaret</b> Community: Fort Providence Arts and crafts: purchase of tools and materials	<b>\$2,145</b>
<b>86</b>	<b>Hay River Beautification Committee</b> Community: Hay River Assist with production of Fall Fair	<b>\$5,050</b>
<b>87</b>	<b>Hay River Chamber of Commerce</b> Community: Hay River Assist with production of 2008 Homeshow; Marketing campaign	<b>\$22,300</b>
<b>88</b>	<b>Katlodeeche First Nation</b> Community: Hay River Reserve Community initiatives program	<b>\$5,000</b>
<b>89</b>	<b>Kruger, J. and Babiuk, B. (o/a Forward Skateboard Shop)</b> Community: Hay River Business relief	<b>\$10,000</b>
<b>90</b>	<b>Lamallice, Doug Norman</b> Community: Hay River Arts and crafts: purchase of tools and materials	<b>\$2,500</b>
<b>91</b>	<b>Lefebvre, Brian</b> Community: Fort Smith Production fo a business plan	<b>\$6,525</b>
<b>92</b>	<b>Makepeace, Tamara Lynn</b> Community: Hay River Reserve Assistance for pet training and kenneling operation	<b>\$4,125</b>
<b>93</b>	<b>Martel, Sandra</b> Community: Hay River Arts and crafts: purchase of tools and materials	<b>\$1,645</b>

**APPENDIX "A"**  
**BDF Summary Report By Region and Client**  
**Current as of end of Fiscal Year 2008/09**

		<b>Totals</b>
<b>94</b>	<b>Matto, Bernadette</b> Community: Fort Providence Arts and crafts: purchase of tools and materials	<b>\$1,350</b>
<b>95</b>	<b>Naegha Zhia Inc.</b> Community: Hay River Feasibility study and business plan for Joint Venture project	<b>\$20,000</b>
<b>96</b>	<b>Northern Life Museum</b> Community: Fort Smith Moosehide Tanning Workshop	<b>\$11,200</b>
<b>97</b>	<b>NWT Fishermen's Federation</b> Community: Fort Smith Training courses in vessel operations	<b>\$10,800</b>
<b>98</b>	<b>Patterson Sawmill Ltd.</b> Community: Hay River Equipment purchase (Cord-King)	<b>\$25,000</b>
<b>99</b>	<b>Sayezi Expeditions</b> Community: Lutsel'ke Market development and product promotion	<b>\$940</b>
<b>100</b>	<b>Squirrel, Lucy</b> Community: Fort Providence Arts and crafts: purchase of tools and materials	<b>\$1,800</b>
<b>101</b>	<b>Town of Fort Smith</b> Community: Fort Smith Assist with Festival costs; Assis with production of a searchable database	<b>\$27,500</b>
<b>102</b>	<b>Town of Hay River</b> Community: Hay River Planning costs; Assist with production of Start-Your-Engines tradeshow	<b>\$28,950</b>
<b>103</b>	<b>Wandering Spirit, Justin</b> Community: Fort Smith Soapstone purchase	<b>\$1,500</b>
<b>104</b>	<b>Young Women's Christian Association</b> Community: Regional Services Taiga Adventure Camps	<b>\$10,000</b>
<b>SOUTH SLAVE</b>	Total Regional Assistance:	<b>\$281,875</b>
<b>TOTAL BDF Assistance:</b>		<b>\$1,060,534</b>



**APPENDIX B**

**SUPPORT FOR ENTREPRENEURS AND ECONOMIC DEVELOPMENT  
(SEED)**

**SUMMARY REPORT BY REGION AND CLIENT**

**2008/2009 FISCAL YEAR**

**APPENDIX "B"**  
**SEED Summary Report By Region and Client**  
 Current as of end of Fiscal Year 2008/09

		<b>Totals</b>
<b>DEHCHO</b>		
<b>1</b>	<b>4498828 Canada Inc.</b>	\$17,042.00
	Community: Fort Simpson Regional Services	
	Start-up funding	
<b>2</b>	<b>5988 N.W.T. Ltd</b>	\$2,000.00
	Community: Fort Simpson Regional Services	
	Start-up funding	
<b>3</b>	<b>Antoine, Beatrice</b>	\$1,500.00
	Community: Fort Simpson Regional Services	
	Tools, equipment and materials	
<b>4</b>	<b>Antoine, Wally Keith</b>	\$1,526.00
	Community: Fort Simpson Regional Services	
	Tools, equipment and materials	
<b>5</b>	<b>Beavertail Jamboree Organizing</b>	\$9,824.00
	Community: Fort Simpson Regional Services	
	Community events	
<b>6</b>	<b>Betsaka, Celine</b>	\$2,923.00
	Community: Nahanni Butte	
	Other self-employment	
<b>7</b>	<b>Betsedea, Rita</b>	\$3,182.00
	Community: Wrigley	
	Tools, equipment and materials	
<b>8</b>	<b>Clille, Corrine</b>	\$3,223.00
	Community: Wrigley	
	Tools, equipment and materials	
<b>9</b>	<b>Clille, Kyle Joseph Slade</b>	\$3,873.00
	Community: Wrigley	
	Tools, equipment and materials	
<b>10</b>	<b>Clillie, Mary May</b>	\$2,983.02
	Community: Wrigley	
	Traditional materials	
<b>11</b>	<b>Courtoreille, Donna Katherine</b>	\$1,500.00
	Community: Fort Simpson Regional Services	
	Tools, equipment and materials	
<b>12</b>	<b>Deh Cho Economic Corporation</b>	\$23,756.90
	Community: Fort Simpson Regional Services	
	Access to business information	
<b>13</b>	<b>Deneron, Dennis Peter</b>	\$5,000.00
	Community: Trout Lake	
	Film and production	
<b>14</b>	<b>Deneron, Johnny</b>	\$1,352.00
	Community: Trout Lake	
	Traditional materials	
<b>15</b>	<b>Denethlon, Mary Rose</b>	\$1,500.00
	Community: Fort Simpson Regional Services	
	Tools, equipment and materials	

**APPENDIX "B"**  
**SEED Summary Report By Region and Client**  
 Current as of end of Fiscal Year 2008/09

		<b>Totals</b>
<b>16</b>	<b>Doug's Contracting</b>	\$10,000.00
	Community: Jean Marie River	
	Asset acquisition	
<b>17</b>	<b>Ehmbee Ltd.</b>	\$15,000.00
	Community: Fort Simpson Regional Services	
	Operational support	
<b>18</b>	<b>Fort Simpson Chamber of Commerce</b>	\$1,705.60
	Community: Fort Simpson Regional Services	
	Market and product development	
<b>19</b>	<b>Fort Simpson Historical Society</b>	\$1,052.00
	Community: Fort Simpson Regional Services	
	Develop infrastructure	
<b>20</b>	<b>Fort Simpson Recreation Society</b>	\$54,000.00
	Community: Fort Simpson Regional Services	
	Develop infrastructure	
<b>21</b>	<b>Hardisty, Elizabeth</b>	\$2,500.00
	Community: Fort Simpson Regional Services	
	Tools, equipment and materials	
<b>22</b>	<b>Jean Marie River First Nations</b>	\$25,000.00
	Community: Jean Marie River	
	Develop infrastructure	
<b>23</b>	<b>Jumbo, David</b>	\$1,520.00
	Community: Trout Lake	
	Tools, equipment and materials	
<b>24</b>	<b>Jumbo, Freddy</b>	\$5,000.00
	Community: Trout Lake	
	Traditional materials	
<b>25</b>	<b>M &amp; M Tours/River Taxi</b>	\$7,464.00
	Community: Wrigley	
	Operational support	
<b>26</b>	<b>M &amp; M Tours/River Taxi</b>	\$1,700.00
	Community: Nahanni Butte	
	Operational support	
<b>27</b>	<b>Moses, Joseph Lloyd</b>	\$2,952.00
	Community: Wrigley	
	Tools, equipment and materials	
<b>28</b>	<b>Moses, Maurice (Morris)</b>	\$3,800.00
	Community: Wrigley	
	Tools, equipment and materials	
<b>29</b>	<b>Murdoch, Rebecca Rhonda</b>	\$1,413.27
	Community: Trout Lake	
	Other self-employment	
<b>30</b>	<b>Nahanni Wilderness Adventures Ltd.</b>	\$7,415.00
	Community: Fort Simpson Regional Services	
	Market and product development	

**APPENDIX "B"**  
**SEED Summary Report By Region and Client**  
 Current as of end of Fiscal Year 2008/09

		<b>Totals</b>
<b>31</b>	<b>Norwegian, Douglas Senior</b>	\$797.31
	Community: Jean Marie River	
	Tools, equipment and materials	
<b>32</b>	<b>Norwegian, Herb</b>	\$5,000.00
	Community: Fort Simpson Regional Services	
	Tools, equipment and materials	
<b>33</b>	<b>Norwegian, Wanda Louise</b>	\$1,500.00
	Community: Fort Simpson Regional Services	
	Tools, equipment and materials	
<b>34</b>	<b>Olinto's Taxi Ltd.</b>	\$15,000.00
	Community: Fort Simpson Regional Services	
	Asset acquisition	
<b>35</b>	<b>Olinto's Taxi Ltd.</b>	\$9,067.00
	Community: Fort Simpson Regional Services	
	Start-up funding	
<b>36</b>	<b>Opa's Taxi</b>	\$10,593.00
	Community: Fort Simpson Regional Services	
	Asset acquisition	
<b>37</b>	<b>Pehdzeh Ki First Nation</b>	\$14,671.66
	Community: Wrigley	
	Develop infrastructure	
<b>38</b>	<b>Pellissey, Michael James</b>	\$1,664.00
	Community: Wrigley	
	Tools, equipment and materials	
<b>39</b>	<b>Sambaa K'e Development Corporation</b>	\$2,548.75
	Community: Trout Lake	
	Business intelligence and networking	
<b>40</b>	<b>Sambaa K'e Development Corporation</b>	\$34,023.00
	Community: Trout Lake	
	Develop infrastructure	
<b>41</b>	<b>Sambaa K'e Development Corporation</b>	\$15,000.00
	Community: Trout Lake	
	Asset acquisition	
<b>42</b>	<b>Sanguiez, Jonas</b>	\$1,532.00
	Community: Jean Marie River	
	Tools, equipment and materials	
<b>43</b>	<b>Sanguiez, Stefanie Camilla</b>	\$4,100.00
	Community: Fort Simpson	
	Traditional material	
<b>44</b>	<b>Shehtah Adventures</b>	\$3,732.28
	Community: Fort Simpson Regional Services	
	Market and product development	
<b>45</b>	<b>Simon, Lucy</b>	\$4,329.65
	Community: Jean Marie River	
	Traditional material	

**APPENDIX "B"**  
**SEED Summary Report By Region and Client**  
 Current as of end of Fiscal Year 2008/09

		<b>Totals</b>
<b>46 Stipdonk, Debra Ruth</b>		\$3,457.00
Community: Fort Simpson Regional Services		
Tools, equipment and materials		
<b>47 Storm Enterprises Inc.</b>		\$1,472.50
Community: Fort Simpson		
Traditional materials		
<b>48 Tale, Charlie</b>		\$5,000.00
Community: Wrigley		
Tools, equipment and materials		
<b>49 Thomas-Ekinla, Jerome</b>		\$1,320.00
Community: Fort Simpson Regional Services		
Tools, equipment and materials		
<b>50 Twisted Mountain Contracting Ltd.</b>		\$20,000.00
Community: Nahanni Butte		
Asset acquisition		
<b>51 William, George</b>		\$1,475.00
Community: Wrigley		
Tools, equipment and materials		
<b>52 William, George</b>		-\$86.81
Community: Wrigley		
Traditional material		
<b>53 Wolf Trail Slashing Corporation</b>		\$11,600.00
Community: Fort Liard		
Asset acquisition		
<b>DEHCHO</b>	Total Regional Assistance:	<b>\$389,503.13</b>
<b>HEADQUARTERS</b>		
<b>1 Citizenship and Immigration Canada</b>		-\$8,000.00
Community: Yellowknife		
Business intelligence and networking		
<b>2 Conseil de Developpement</b>		\$11,000.00
Community: Yellowknife		
Business intelligence and networking		
<b>3 Denendeh Investments Inc.</b>		\$12,000.00
Community: Yellowknife		
Business intelligence and networking		
<b>4 Falcon Communications G.P. Ltd.</b>		\$75,000.00
Community: Yellowknife		
Business intelligence and networking		
<b>5 NWT Chamber of Commerce</b>		\$20,000.00
Community: Yellowknife		
Plans and planning		
<b>6 NWT Chamber of Commerce</b>		\$6,000.00
Community: Yellowknife		
Business intelligence and networking		

**APPENDIX "B"**  
**SEED Summary Report By Region and Client**  
 Current as of end of Fiscal Year 2008/09

		<b>Totals</b>
<b>7</b>	<b>NWT Chamber of Commerce</b>	\$2,000.00
	Community: Yellowknife	
	Community events	
<b>8</b>	<b>Northern Aboriginal Business</b>	\$25,000.00
	Community: Yellowknife	
	Plans and planning	
<b>9</b>	<b>Territorial Farmers Association</b>	\$64,652.00
	Community: Hay River	
	Plans and planning	
<b>HEADQUARTERS</b>	Total Regional Assistance:	<b>\$207,652.00</b>
<b>INUVIK</b>		
<b>1</b>	<b>Akhiatak, Irene</b>	\$587.13
	Community: Ulukhaktok	
	Traditional materials	
<b>2</b>	<b>Alexie, Dorothy</b>	\$1,007.36
	Community: Fort McPherson	
	Traditional materials	
<b>3</b>	<b>Allen, Patricia</b>	\$1,663.19
	Community: Inuvik	
	Tools, equipment and materials	
<b>4</b>	<b>Andre, May</b>	\$1,490.44
	Community: Fort McPherson	
	Traditional materials	
<b>5</b>	<b>Arctic Digital Ltd.</b>	\$4,482.10
	Community: Inuvik	
	Operational support	
<b>6</b>	<b>Billy Archie Contracting &amp;</b>	\$25,000.00
	Community: Aklavik	
	Plans and planning	
<b>7</b>	<b>Blake, Louis Kirk</b>	\$1,845.34
	Community: Fort McPherson	
	Tools, equipment and materials	
<b>8</b>	<b>Buckle, Annie</b>	\$899.14
	Community: Aklavik	
	Traditional materials	
<b>9</b>	<b>Charlie, Jane</b>	\$1,108.16
	Community: Fort McPherson	
	Traditional materials	
<b>10</b>	<b>Chicksi, Bertha</b>	\$1,364.76
	Community: Tuktoyaktuk	
	Traditional materials	
<b>11</b>	<b>Chief Julius School</b>	\$5,000.00
	Community: Fort McPherson	
	Community events	

**APPENDIX "B"**  
**SEED Summary Report By Region and Client**  
 Current as of end of Fiscal Year 2008/09

		<b>Totals</b>
<b>12</b>	<b>Cockney, Flora</b>	\$953.70
	Community: Tuktoyaktuk	
	Traditional materials	
<b>13</b>	<b>Cockney, Linda</b>	\$2,078.97
	Community: Inuvik	
	Tools, equipment and materials	
<b>14</b>	<b>Colton, Jessie</b>	\$3,355.80
	Community: Inuvik	
	Traditional materials	
<b>15</b>	<b>Dillon, Sarah</b>	\$448.22
	Community: Aklavik	
	Traditional materials	
<b>16</b>	<b>Dyck, Mathew Phillip</b>	\$5,000.00
	Community: Inuvik	
	Tools, equipment and materials	
<b>17</b>	<b>Ellsworth, Christopher</b>	\$3,574.40
	Community: Inuvik	
	Tools, equipment and materials	
<b>18</b>	<b>Felix, Suzanna</b>	\$280.90
	Community: Tuktoyaktuk	
	Traditional materials	
<b>19</b>	<b>Firth, Mary</b>	\$1,253.65
	Community: Fort McPherson	
	Traditional materials	
<b>20</b>	<b>Francis, Rebecca</b>	\$991.36
	Community: Fort McPherson	
	Traditional materials	
<b>21</b>	<b>Great Northern Arts Festival</b>	\$8,120.00
	Community: Inuvik Regional Services	
	Community events	
<b>22</b>	<b>Greenland, James Carson</b>	\$2,528.64
	Community: Fort McPherson	
	Other self-employment	
<b>23</b>	<b>Hamlet of Ulukhaktok</b>	\$19,674.96
	Community: Ulukhaktok	
	Develop infrastructure	
<b>24</b>	<b>Inuvialuit Community Economic</b>	\$5,000.00
	Community: Inuvik	
	Plans and planning	
<b>25</b>	<b>Inuvik Interagency Committee</b>	\$1,420.00
	Community: Inuvik	
	Community events	
<b>26</b>	<b>Inuvik Literacy Committee</b>	\$12,230.48
	Community: Inuvik	
	Community events	

**APPENDIX "B"**  
**SEED Summary Report By Region and Client**  
 Current as of end of Fiscal Year 2008/09

		<b>Totals</b>
<b>27</b>	<b>Kaodloak, Alice</b>	\$786.98
	Community: Ulukhaktok	
	Traditional materials	
<b>28</b>	<b>Kendi, Andrew</b>	\$650.50
	Community: Inuvik	
	Tools, equipment and materials	
<b>29</b>	<b>Kimiksana, Brenda</b>	\$577.75
	Community: Tuktoyaktuk	
	Traditional materials	
<b>30</b>	<b>Klengenberg, Elsie</b>	\$832.94
	Community: Ulukhaktok	
	Traditional materials	
<b>31</b>	<b>Klengenberg, Judy Christine</b>	\$693.74
	Community: Tuktoyaktuk	
	Traditional materials	
<b>32</b>	<b>Koe, Ruby</b>	\$1,203.32
	Community: Fort McPherson	
	Traditional materials	
<b>33</b>	<b>Kudlak, Mary</b>	\$878.03
	Community: Ulukhaktok	
	Traditional materials	
<b>34</b>	<b>Latour, Hugues</b>	\$5,000.00
	Community: Inuvik	
	Tools, equipment and materials	
<b>35</b>	<b>M's Cafe &amp; Grill</b>	\$15,000.00
	Community: Aklavik	
	Asset acquisition	
<b>36</b>	<b>Nanook Air Services Inc.</b>	\$9,103.19
	Community: Tuktoyaktuk	
	Asset acquisition	
<b>37</b>	<b>Nigiyok, Louise E.</b>	\$1,123.49
	Community: Ulukhaktok	
	Traditional materials	
<b>38</b>	<b>Nigiyok, Lucy</b>	\$748.74
	Community: Ulukhaktok	
	Traditional materials	
<b>39</b>	<b>Nigiyok, Mabel</b>	\$888.24
	Community: Ulukhaktok	
	Traditional materials	
<b>40</b>	<b>Nigiyok, Mary Jane</b>	\$555.65
	Community: Ulukhaktok	
	Traditional materials	
<b>41</b>	<b>Nuttall, Elizabeth</b>	\$731.37
	Community: Tuktoyaktuk	
	Tools, equipment and materials	



**APPENDIX "B"**  
**SEED Summary Report By Region and Client**  
 Current as of end of Fiscal Year 2008/09

		<b>Totals</b>
<b>42</b>	<b>Olifie, Gilbert M.</b>	\$1,008.00
	Community: Ulukhaktok	
	Traditional materials	
<b>43</b>	<b>Papik, Richard Isaac</b>	\$798.00
	Community: Aklavik	
	Traditional materials	
<b>44</b>	<b>Pingo, Jeffrey Wilson</b>	\$752.91
	Community: Tuktoyaktuk	
	Tools, equipment and materials	
<b>45</b>	<b>Pokiak, Marion Frances Christine</b>	\$1,179.32
	Community: Tuktoyaktuk	
	Tools, equipment and materials	
<b>46</b>	<b>Raddi, Bessie</b>	\$590.18
	Community: Tuktoyaktuk	
	Tools, equipment and materials	
<b>47</b>	<b>Raddi, William Dean</b>	\$694.54
	Community: Inuvik	
	Tools, equipment and materials	
<b>48</b>	<b>Raymond, Ernest Brian</b>	\$887.04
	Community: Tuktoyaktuk	
	Traditional materials	
<b>49</b>	<b>Robert, Betty Gloria</b>	\$477.98
	Community: Fort McPherson	
	Traditional materials	
<b>50</b>	<b>Robert, Emily</b>	\$1,086.66
	Community: Fort McPherson	
	Traditional materials	
<b>51</b>	<b>Selamio, Judy Ruth</b>	\$923.52
	Community: Aklavik	
	Traditional materials	
<b>52</b>	<b>Sky Enterprises</b>	\$10,557.82
	Community: Aklavik	
	Asset acquisition	
<b>53</b>	<b>Steen, Donna S.</b>	\$1,188.10
	Community: Tuktoyaktuk	
	Traditional materials	
<b>54</b>	<b>Stewart, Ida</b>	\$1,065.00
	Community: Fort McPherson	
	Traditional materials	
<b>55</b>	<b>Taylor Pokiak, Mary-Anne</b>	\$1,024.80
	Community: Tuktoyaktuk	
	Traditional materials	
<b>56</b>	<b>Taylor, Derek R.</b>	\$887.04
	Community: Tuktoyaktuk	
	Traditional materials	

**APPENDIX "B"**  
**SEED Summary Report By Region and Client**  
 Current as of end of Fiscal Year 2008/09

		<b>Totals</b>
<b>57 Taylor, John Andrew</b>		\$479.47
	Community: Tuktoyaktuk	
	Tools, equipment and materials	
<b>58 Taylor, Ryan</b>		\$887.04
	Community: Tuktoyaktuk	
	Traditional materials	
<b>59 Taylor, Verna Rose</b>		\$606.89
	Community: Inuvik	
	Traditional materials	
<b>60 Tetlit Gwich'in Council</b>		\$8,470.10
	Community: Fort McPherson	
	Community events	
<b>61 Thrasher, Linda Grace</b>		\$931.41
	Community: Inuvik	
	Tools, equipment and materials	
<b>62 Thrasher, Tommy T.</b>		\$931.18
	Community: Inuvik	
	Tools, equipment and materials	
<b>63 Town of Inuvik</b>		\$44,359.46
	Community: Inuvik	
	Develop infrastructure	
<b>64 Ulukhaktok Development</b>		\$7,734.90
	Community: Ulukhaktok	
	Develop infrastructure	
<b>65 Umoak, Wayne</b>		\$811.15
	Community: Tuktoyaktuk	
	Tools, equipment and materials	
<b>66 Up North Tours</b>		\$14,980.00
	Community: Inuvik	
	Operational support	
<b>67 Villebrun, Greta</b>		\$1,051.64
	Community: Tsiigehtchic	
	Traditional materials	
<b>68 Western Arctic Business</b>		\$1,418.91
	Community: Inuvik Regional Services	
	Access to business information	
<b>69 Western Arctic Business</b>		\$7,120.00
	Community: Inuvik	
	Plans and planning	
<b>70 Wolki, Jennifer</b>		\$1,172.46
	Community: Tuktoyaktuk	
	Tools, equipment and materials	
<b>71 Wolki, Lena</b>		\$800.00
	Community: Ulukhaktok	
	Traditional materials	
<b>INUVIK</b>	Total Regional Assistance:	<b>\$265,008.16</b>

**APPENDIX "B"**  
**SEED Summary Report By Region and Client**  
 Current as of end of Fiscal Year 2008/09

		<b>Totals</b>
<b>NORTH SLAVE</b>		
<b>1</b>	<b>Ashoona, Goota</b>	\$5,000.00
	Community: Yellowknife Regional Services	
	Tools, equipment and materials	
<b>2</b>	<b>Ashoona, Joe Jaw</b>	\$5,000.00
	Community: Yellowknife Regional Services	
	Tools, equipment and materials	
<b>3</b>	<b>Beaulieu, Louis Angus</b>	\$1,130.77
	Community: Behchoko	
	Tools, equipment and materials	
<b>4</b>	<b>Beck's Kennels</b>	\$5,000.00
	Community: Yellowknife Regional Services	
	Market and product development	
<b>5</b>	<b>Beck's Kennels</b>	\$2,976.21
	Community: Yellowknife	
	Market and product development	
<b>6</b>	<b>Bisson, Roger</b>	\$4,460.00
	Community: Yellowknife Regional Services	
	Tools, equipment and materials	
<b>7</b>	<b>Bourque, Naomi</b>	\$4,550.00
	Community: Yellowknife	
	Tools, equipment and materials	
<b>8</b>	<b>Braden, Patrick</b>	\$1,000.00
	Community: Yellowknife Regional Services	
	Market and product development	
<b>9</b>	<b>Braden, Patrick</b>	\$1,300.00
	Community: Yellowknife Regional Services	
	Business intelligence and networking	
<b>10</b>	<b>Catholique, Lawrence</b>	\$350.00
	Community: Yellowknife Regional Services	
	Business intelligence and networking	
<b>11</b>	<b>Denesoline Corporation Ltd.</b>	\$25,000.00
	Community: Yellowknife Regional Services	
	Plans and planning	
<b>12</b>	<b>Emerson, Jeremy David</b>	\$5,000.00
	Community: Yellowknife Regional Services	
	Film and production	
<b>13</b>	<b>Energy Wall &amp; Building Products</b>	\$13,731.00
	Community: Yellowknife	
	Start-up funding	
<b>14</b>	<b>Energy Wall &amp; Building Products</b>	\$5,702.00
	Community: Yellowknife	
	Operational support	
<b>15</b>	<b>Enodah Wilderness Travel</b>	\$15,000.00
	Community: Yellowknife	
	Asset acquisition	

**APPENDIX "B"**  
**SEED Summary Report By Region and Client**  
 Current as of end of Fiscal Year 2008/09

		<b>Totals</b>
<b>16 Franki, Debra Cynthia</b>		\$3,500.00
Community: Yellowknife Regonal Services		
Tools, equipment and materials		
<b>17 Goodliffe, Martin John</b>		\$5,000.00
Community: Yellowknife Regonal Services		
Tools, equipment and materials		
<b>18 Kerry's Salvage &amp; Firewood</b>		\$15,000.00
Community: Yellowknife Regonal Services		
Asset acquisition		
<b>19 Koomuatuk, Curley (Kuzy)</b>		\$5,000.00
Community: Yellowknife Regonal Services		
Tools, equipment and materials		
<b>20 Koyina, Celine</b>		\$1,090.37
Community: Gameti		
Traditional materials		
<b>21 Koyina, Celine</b>		\$272.59
Community: Yellowknife		
Traditional materials		
<b>22 Kruse, Astrid</b>		\$4,800.00
Community: Yellowknife Regonal Services		
Tools, equipment and materials		
<b>23 Kussy, Robert A.</b>		\$5,000.00
Community: Yellowknife Regonal Services		
Tools, equipment and materials		
<b>24 La Federation Franco-Tenoise</b>		\$2,000.00
Community: Yellowknife		
Community events		
<b>25 La Federation Franco-Tenoise</b>		\$8,000.00
Community: Yellowknife Regonal Services		
Community events		
<b>26 Landry, Grace Johanna</b>		\$887.00
Community: Yellowknife Regonal Services		
Tools, equipment and materials		
<b>27 Life Care Planning Ltd.</b>		\$15,000.00
Community: Yellowknife		
Market and product development		
<b>28 Mackay Lake Lodge '89 Ltd.</b>		\$13,000.00
Community: Yellowknife Regonal Services		
Operational support		
<b>29 Mantla, Brian</b>		\$845.78
Community: Behchoko		
Tools, equipment and materials		
<b>30 Mantla, Brian</b>		\$211.45
Community: Yellowknife		
Tools, equipment and materials		

**APPENDIX "B"**  
**SEED Summary Report By Region and Client**  
 Current as of end of Fiscal Year 2008/09

		<b>Totals</b>
<b>31</b>	<b>Martin, Violet</b>	\$5,000.00
	Community: Yellowknife Regonal Services	
	Tools, equipment and materials	
<b>32</b>	<b>Midnight Sun Lighting Inc.</b>	\$3,800.00
	Community: Yellowknife Regonal Services	
	Business intelligence and networking	
<b>33</b>	<b>Midnight Sun Lighting Inc.</b>	\$940.00
	Community: Yellowknife	
	Business intelligence and networking	
<b>34</b>	<b>Mitchell, Peter</b>	\$5,000.00
	Community: Yellowknife Regonal Services	
	Tools, equipment and materials	
<b>35</b>	<b>Naedzo, George</b>	\$109.32
	Community: Yellowknife	
	Tools, equipment and materials	
<b>36</b>	<b>Naedzo, George</b>	\$437.29
	Community: Yellowknife Regonal Services	
	Tools, equipment and materials	
<b>37</b>	<b>Nitsiza, Monique</b>	\$374.75
	Community: Behchoko	
	Traditional materials	
<b>38</b>	<b>Nitsiza, Monique</b>	\$93.69
	Community: Yellowknife	
	Traditional materials	
<b>39</b>	<b>North Star Adventures</b>	\$539.00
	Community: Yellowknife Regonal Services	
	Market nad product development	
<b>40</b>	<b>Northern Canadian Adventure Racing</b>	\$15,000.00
	Community: Yellowknife	
	Market and product development	
<b>41</b>	<b>Peterson's Point Lake Lodge</b>	\$6,382.00
	Community: Yellowknife Regonal Services	
	Market nad product development	
<b>42</b>	<b>Rabesca, Richard James</b>	\$650.62
	Community: Behchoko	
	Tools, equipment and materials	
<b>43</b>	<b>Recording Arts Association NT</b>	\$8,000.00
	Community: Yellowknife	
	Develop infrastructure	
<b>44</b>	<b>Rombough, John Douglas</b>	\$1,650.00
	Community: Yellowknife	
	Tools, equipment and materials	
<b>45</b>	<b>Simpson, Garry</b>	\$2,400.00
	Community: Behchoko	
	Tools, equipment and materials	

**APPENDIX "B"**  
**SEED Summary Report By Region and Client**  
 Current as of end of Fiscal Year 2008/09

		<b>Totals</b>
<b>46</b>	<b>Simpson, Garry</b>	\$600.00
	Community: Yellowknife	
	Tools, equipment and materials	
<b>47</b>	<b>Taylor, Derrald</b>	\$5,000.00
	Community: Yellowknife Regional Services	
	Tools, equipment and materials	
<b>48</b>	<b>UpHere Publishing Ltd.</b>	\$15,000.00
	Community: Yellowknife	
	Market and product development	
<b>49</b>	<b>Wanazah, Joseph</b>	\$3,200.00
	Community: Behchoko	
	Traditional material	
<b>50</b>	<b>Wanazah, Robert</b>	\$2,507.25
	Community: Behchoko	
	Tools, equipment and materials	
<b>51</b>	<b>Wetrade, Jennifer Antoinette</b>	\$665.91
	Community: Behchoko	
	Traditional materials	
<b>52</b>	<b>Wetrade, Marie Adele</b>	\$990.00
	Community: Yellowknife Regional Services	
	Traditional materials	
<b>53</b>	<b>Yellowknife Chamber of Commerce</b>	\$2,400.00
	Community: Yellowknife	
	Community events	
<b>54</b>	<b>Yellowknife Chamber of Commerce</b>	\$9,600.00
	Community: Yellowknife Regional Services	
	Community events	
<b>55</b>	<b>Yellowknife Glass Recyclers</b>	\$3,306.00
	Community: Yellowknife	
	Tools, equipment and materials	
<b>56</b>	<b>Yellowknife Glass Recyclers</b>	\$740.00
	Community: Yellowknife	
	Operational support	
<b>57</b>	<b>Yellowknife Glass Recyclers</b>	\$2,960.00
	Community: Yellowknife Regional Services	
	Operational support	
<b>58</b>	<b>Yellowknife Outdoor Adventures Ltd.</b>	\$9,224.00
	Community: Yellowknife Regional Services	
	Start-up funding	
<b>NORTH SLAVE</b>	Total Regional Assistance:	<b>\$281,377.00</b>

**APPENDIX "B"**  
**SEED Summary Report By Region and Client**  
 Current as of end of Fiscal Year 2008/09

		<b>Totals</b>
<b>SAHTU</b>		
<b>1</b>	<b>Clement, Therese</b>	\$5,000.00
	Community: Tulita	
	Traditional materials	
<b>2</b>	<b>Deline First Nation</b>	\$37,440.00
	Community: Deline	
	Access to business information	
<b>3</b>	<b>Deline Land Corporation</b>	\$3,000.00
	Community: Deline	
	Business intelligence and networking	
<b>4</b>	<b>Engen, Gerard</b>	\$13,125.00
	Community: Norman Wells	
	Market and product development	
<b>5</b>	<b>Grandejambe, Janet Susan</b>	\$1,636.00
	Community: Fort Good Hope	
	Tools, equipment and materials	
<b>6</b>	<b>Grandjambe, Jacinta</b>	\$794.00
	Community: Fort Good Hope	
	Tools, equipment and materials	
<b>7</b>	<b>Lennie-Fraser, Joanne</b>	\$2,615.00
	Community: Tulita	
	Traditional materials	
<b>8</b>	<b>MacKay Range Development</b>	\$5,376.30
	Community: Tulita	
	Business intelligence and networking	
	<b>MacKay Range Development</b>	\$25,000.00
	Community: Tulita	
	Plans and planning	
<b>9</b>	<b>Modeste Outfitters</b>	\$1,520.00
	Community: Deline	
	Business intelligence and networking	
<b>10</b>	<b>Norman Wells &amp; District Chamber of</b>	\$1,474.00
	Community: Norman Wells	
	Business intelligence and networking	
<b>11</b>	<b>North-Wright Airways Ltd.</b>	\$1,773.83
	Community: Norman Wells	
	Business intelligence and networking	
<b>12</b>	<b>North-Wright Airways Ltd.</b>	\$9,600.00
	Community: Norman Wells	
	Start-up funding	
<b>13</b>	<b>North-Wright Airways Ltd.</b>	\$19,800.00
	Community: Norman Wells	
	Market and product development	
<b>14</b>	<b>Sahcho Property Developments Ltd.</b>	\$5,000.00
	Community: Deline	
	Plans and planning	

**APPENDIX "B"**  
**SEED Summary Report By Region and Client**  
 Current as of end of Fiscal Year 2008/09

		<b>Totals</b>
<b>15</b>	<b>Sahcho Property Developments Ltd.</b>	\$20,000.00
	Community: Deline	
	Community events	
<b>16</b>	<b>Sahtu Taxi Services</b>	\$8,006.00
	Community: Deline	
	Start-up funding	
<b>17</b>	<b>TechiQ Ltd.</b>	\$3,269.00
	Community: Deline	
	Business intelligence and networking	
<b>18</b>	<b>Tee Jay Contracting Inc.</b>	\$15,000.00
	Community: Deline	
	Operational support	
<b>19</b>	<b>Tulita Dene Band</b>	\$8,950.00
	Community: Tulita	
	Business intelligence and networking	
<b>20</b>	<b>Tulita Renewable Resources Council</b>	\$3,000.00
	Community: Tulita	
	Business intelligence and networking	
<b>21</b>	<b>Tulita Yamoria Community</b>	\$21,285.00
	Community: Tulita	
	Access to business information	
<b>22</b>	<b>Tulita Yamoria Community</b>	\$720.00
	Community: Tulita	
	Community events	
<b>23</b>	<b>Whiponic Northern Cartrols</b>	\$1,318.00
	Community: Norman Wells	
	Market and product development	
<b>24</b>	<b>Widow, Mike</b>	\$4,096.00
	Community: Tulita	
	Operational support	
<b>SAHTU</b>	Total Regional Assistance:	<b>\$218,798.13</b>
<b>SOUTH SLAVE</b>		
<b>1</b>	<b>Antoine, Lorna Michelle</b>	\$495.00
	Community: Fort Providence	
	Tools, equipment and materials	
<b>2</b>	<b>Beaulieu, Leonard T.</b>	\$10,738.00
	Community: Fort Resolution	
	Asset acquisition	
<b>3</b>	<b>Beaulieu, Louie</b>	\$2,905.00
	Community: Fort Smith	
	Tools, equipment and materials	
<b>4</b>	<b>Beck, Arthur</b>	\$5,000.00
	Community: Fort Resolution	
	Tools, equipment and materials	



**APPENDIX "B"**  
**SEED Summary Report By Region and Client**  
 Current as of end of Fiscal Year 2008/09

		<b>Totals</b>
<b>5</b>	<b>Beck, Kim</b>	\$5,000.00
	Community: Fort Resolution	
	Tools, equipment and materials	
<b>6</b>	<b>Beck, Stanley</b>	\$5,000.00
	Community: Fort Resolution	
	Tools, equipment and materials	
<b>7</b>	<b>Big River Service Centre L.P.</b>	\$15,000.00
	Community: Fort Providence	
	Capital expansion incentive	
<b>8</b>	<b>Biggin, Bruce</b>	\$8,000.00
	Community: Hay River	
	Operational support	
<b>9</b>	<b>Bonnetrouge, Arnold</b>	\$2,000.00
	Community: Fort Smith	
	Tools, equipment and materials	
<b>10</b>	<b>Bonnetrouge, Carol</b>	\$4,000.00
	Community: Fort Providence	
	Tools, equipment and materials	
<b>11</b>	<b>Bonnetrouge, Marie</b>	\$2,160.00
	Community: Fort Providence	
	Tools, equipment and materials	
<b>12</b>	<b>Boreal Solar</b>	\$5,000.00
	Community: Fort Smith	
	Tools, equipment and materials	
<b>13</b>	<b>Bourke, Loretta M</b>	\$1,750.00
	Community: Fort Smith	
	Tools, equipment and materials	
<b>14</b>	<b>Bourke, Mary</b>	\$722.65
	Community: Fort Smith	
	Tools, equipment and materials	
<b>15</b>	<b>Bourke, Rosalie</b>	\$1,050.00
	Community: Fort Smith	
	Tools, equipment and materials	
<b>16</b>	<b>Browning, Rose Marie</b>	\$3,155.00
	Community: Hay River	
	Tools, equipment and materials	
<b>17</b>	<b>Buckley, Shawn</b>	\$4,039.00
	Community: Hay River	
	Operational support	
<b>18</b>	<b>Buckley, Shawn</b>	\$3,228.00
	Community: Hay River	
	Market and product development	
<b>19</b>	<b>Bughins, Angelina</b>	\$5,000.00
	Community: Hay River Reserve	
	Tools, equipment and materials	

**APPENDIX "B"**  
**SEED Summary Report By Region and Client**  
 Current as of end of Fiscal Year 2008/09

		<b>Totals</b>
<b>20</b>	<b>Canadien, Earl</b>	\$5,000.00
	Community: Fort Providence	
	Tools, equipment and materials	
<b>21</b>	<b>Cayen, Charles</b>	\$2,100.00
	Community: Hay River	
	Start-up funding	
<b>22</b>	<b>Concept Energy Services Ltd.</b>	\$15,000.00
	Community: Hay River Reserve	
	Start-up funding	
<b>23</b>	<b>Deh Gah Got'ie Dene Council</b>	\$1,388.00
	Community: Fort Providence	
	Access to business information	
<b>24</b>	<b>Deninoo Community Council</b>	\$15,000.00
	Community: Fort Resolution	
	Community events	
<b>25</b>	<b>Deninu K'ue Development Corporation</b>	\$24,981.00
	Community: Fort Resolution	
	Develop infrastructure	
<b>26</b>	<b>Deninu Ku'e First Nations</b>	\$8,164.80
	Community: Fort Resolution	
	Community events	
<b>27</b>	<b>Desjarlais, Jean</b>	\$1,750.00
	Community: Fort Smith	
	Tools, equipment and materials	
<b>28</b>	<b>DeWolf, Christine Marie</b>	\$2,289.00
	Community: Fort Smith	
	Tools, equipment and materials	
<b>29</b>	<b>Dixon, Betty</b>	\$5,000.00
	Community: Fort Smith	
	Tools, equipment and materials	
<b>30</b>	<b>Eagle 88 Enterprises</b>	\$3,500.00
	Community: Hay River	
	Start-up funding	
<b>31</b>	<b>Flash Point Facilitators Ltd.</b>	\$11,757.67
	Community: Fort Providence	
	Operational support	
<b>32</b>	<b>Fort Smith Curling Club</b>	\$2,405.00
	Community: Fort Smith	
	Community events	
<b>33</b>	<b>Fort Smith Metis Council</b>	\$15,000.00
	Community: Fort Smith	
	Plans and planning	
<b>34</b>	<b>Fort Smith Snowmobile Club</b>	\$7,000.00
	Community: Fort Smith	
	Community events	

**APPENDIX "B"**  
**SEED Summary Report By Region and Client**  
 Current as of end of Fiscal Year 2008/09

		<b>Totals</b>
<b>35</b>	<b>Fraser, Lisa Michelle</b>	\$1,316.00
	Community: Fort Smith	
	Tools, equipment and materials	
<b>36</b>	<b>Freund, Bruce Owen</b>	\$2,170.00
	Community: Fort Smith	
	Tools, equipment and materials	
<b>37</b>	<b>Freund, Tracy Neil</b>	\$3,500.00
	Community: Fort Smith	
	Tools, equipment and materials	
<b>38</b>	<b>Gargan, Tia</b>	\$692.00
	Community: Fort Providence	
	Tools, equipment and materials	
<b>39</b>	<b>Gelderman, Karen Joan</b>	\$1,712.00
	Community: Hay River	
	Tools, equipment and materials	
<b>40</b>	<b>Hay River Chamber of Commerce</b>	\$20,000.00
	Community: Hay River	
	Develop infrastructure	
<b>41</b>	<b>Hay River Snowcross Race Committee</b>	\$5,000.00
	Community: Hay River	
	Community events	
<b>42</b>	<b>Johnston, Karl James William</b>	\$2,447.00
	Community: Fort Smith	
	Tools, equipment and materials	
<b>43</b>	<b>J's Bed &amp; Breakfast</b>	\$2,952.00
	Community: Fort Resolution	
	Market and product development	
<b>44</b>	<b>King, Scott Leo</b>	\$5,000.00
	Community: Fort Resolution	
	Tools, equipment and materials	
<b>45</b>	<b>Koidhis, Thomas</b>	\$4,274.00
	Community: Fort Smith	
	Tools, equipment and materials	
<b>46</b>	<b>Lacorne, Marie Louise</b>	\$1,000.00
	Community: Fort Smith	
	Tools, equipment and materials	
<b>47</b>	<b>Lafferty, Eddie Jr.</b>	\$5,000.00
	Community: Fort Resolution	
	Tools, equipment and materials	
<b>48</b>	<b>Lafferty, Frank Victor (Rocky)</b>	\$5,000.00
	Community: Fort Resolution	
	Tools, equipment and materials	
<b>49</b>	<b>Lafferty, Frank Victor (Rocky)</b>	\$4,480.00
	Community: Fort Resolution	
	Asset acquisition	

**APPENDIX "B"**  
**SEED Summary Report By Region and Client**  
 Current as of end of Fiscal Year 2008/09

		<b>Totals</b>
<b>50</b>	<b>Lafferty, Rosa</b>	\$4,800.00
	Community: Fort Resolution	
	Tools, equipment and materials	
<b>51</b>	<b>Landry, Julie</b>	\$1,000.00
	Community: Fort Providence	
	Tools, equipment and materials	
<b>52</b>	<b>Larocque, Verda</b>	\$5,000.00
	Community: Fort Resolution	
	Tools, equipment and materials	
<b>53</b>	<b>Lavolette, Bradley Christopher</b>	\$5,000.00
	Community: Fort Smith	
	Tools, equipment and materials	
<b>54</b>	<b>Loutit, Rosa</b>	\$471.00
	Community: Hay River	
	Tools, equipment and materials	
<b>55</b>	<b>McCallum, Hilda Mary (Diane)</b>	\$3,847.00
	Community: Hay River	
	Tools, equipment and materials	
<b>56</b>	<b>McKay, Hazel</b>	\$960.00
	Community: Hay River Reserve	
	Tools, equipment and materials	
<b>57</b>	<b>Mouse, Elizabeth Anne</b>	\$1,750.00
	Community: Hay River	
	Tools, equipment and materials	
<b>58</b>	<b>Mouse, Kathy</b>	\$1,750.00
	Community: Hay River	
	Tools, equipment and materials	
<b>59</b>	<b>Nadli, Angelique</b>	\$994.00
	Community: Fort Smith	
	Tools, equipment and materials	
<b>60</b>	<b>Northwest Territory Metis Nation</b>	\$15,000.00
	Community: Fort Smith	
	Access to business information	
<b>61</b>	<b>Parent, Pheobe R.</b>	\$1,432.00
	Community: Fort Smith	
	Tools, equipment and materials	
<b>62</b>	<b>Polar Pond Hockey Association</b>	\$10,000.00
	Community: Hay River	
	Community events	
<b>63</b>	<b>Rasmussen-Tautenhahn, Gary</b>	\$2,159.00
	Community: Fort Smith	
	Tools, equipment and materials	
<b>64</b>	<b>Rundle, Wendy</b>	\$3,864.00
	Community: Hay River	
	Tools, equipment and materials	

**APPENDIX "B"**  
**SEED Summary Report By Region and Client**  
 Current as of end of Fiscal Year 2008/09

		<b>Totals</b>
<b>65 Sabourin, Angie</b>		\$2,877.00
Community: Hay River Reserve		
Tools, equipment and materials		
<b>66 Sabourin, Corrine</b>		\$1,000.00
Community: Fort Providence		
Tools, equipment and materials		
<b>67 Sabourin, Rose</b>		\$1,802.00
Community: Hay River Reserve		
Tools, equipment and materials		
<b>68 Sayine, Jamie Ernest Edward</b>		\$2,488.00
Community: Fort Resolution		
Tools, equipment and materials		
<b>69 Schaefer, Kenneth</b>		\$5,000.00
Community: Fort Smith		
Tools, equipment and materials		
<b>70 Simba, Nora</b>		\$2,000.00
Community: Kakisa		
Tools, equipment and materials		
<b>71 Thebacha Business Development</b>		\$21,000.00
Community: Fort Smith		
Access to business information		
<b>72 Tourangeau, Marlene</b>		\$3,430.00
Community: Fort Smith		
Tools, equipment and materials		
<b>73 Town of Fort Smith</b>		\$14,000.00
Community: Fort Smith		
Develop infrastructure		
<b>74 Town of Fort Smith</b>		\$6,500.00
Community: Fort Smith		
Community events		
<b>75 Town of Hay River</b>		\$4,540.00
Community: Hay River		
Access to business information		
<b>76 Wandering Spirit, Gabriel</b>		\$5,000.00
Community: Fort Smith		
Tools, equipment and materials		
<b>SOUTH SLAVE</b>	Total Regional Assistance:	<b>\$396,785.12</b>
<b>291 TOTAL SEED FUNDS ALLOCATED IN 2008/2009</b>		<b>\$1,759,123.54</b>