

LEGISLATIVE ASSEMBLY OF THE  
NORTHWEST TERRITORIES  
8<sup>TH</sup> ASSEMBLY, 66<sup>TH</sup> SESSION

TABLED DOCUMENT NO. 1-66

TABLED ON Oct. 16, 1978

Table: Document No. 1-66.  
Table: 16-10-78.

**Territorial  
Hospital Insurance  
Services Board**

**ANNUAL REPORT**

**For the period January 1, 1977**

**To March 31, 1978**

ANNUAL REPORT

TERRITORIAL HOSPITAL INSURANCE SERVICES BOARD

For The Period January 1, 1977 to March 31, 1978



13 September 1978

COMMISSIONER

Annual Report - Territorial  
Hospital Insurance Services

I have the honour to present the Annual Report  
of the Territorial Hospital Insurance Services for the  
period January 1, 1977 to March 31, 1978.

Respectfully submitted,

K. J. Torrance,  
Chairman,  
T.H.I.S. Board.

Attachment.

## HIGHLIGHTS 1977

- \* The appointment of Mr. Arnold McCallum as the Minister for the Department of Health and Social Services of which Health Services is a branch.
- \* Expansion of the T.H.I.S. Board to comprise five members.
- \* Approval for the construction of the Fort Smith Health Centre complex, construction of which commenced early in 1978.
- \* Continuing development of a Management Information System.
- \* Continuing development of a Health Planning Team.
- \* Preliminary planning for a new major Referral Centre at Stanton Yellowknife Hospital: The completion of the Functional Program and Site Analysis, discussions with Medical Services in Edmonton and Ottawa.
- \* Processing of approximately 73,600 claims for hospital care provided to the residents of the N.W.T.
- \* Expansion of consulting services provided to the Budget Review Hospitals.

- \* Accreditation status for four hospitals within the Northwest Territories - the three Budget Review Hospitals - Stanton Yellowknife Hospital, H.H. Williams Memorial Hospital, and St. Ann's General Hospital; and also the Inuvik General Hospital.
- \* Transfer of the ownership of the Stanton Yellowknife Hospital from the City of Yellowknife to the Government of the Northwest Territories.
- \* Expansion of the laboratory services at the Stanton Yellowknife Hospital to become a regional laboratory.
- \* Expansion of the clinical specialty services at the Stanton Yellowknife Hospital to include: Ophthalmology; E.N.T.; Orthopedics; Obstetrics and Gynecology.
- \* Establishment of Medical Residency Program at Stanton Yellowknife Hospital in affiliation with University of Calgary.
- \* Preliminary program planning for the Ophthalmic Technician Training Program at Stanton Yellowknife Hospital, in connection with Department of Education, Department of Economic Development and Tourism, and the Department of Health and Social Services.
- \* Change of status of Inuvik and Frobisher Bay General Hospitals to Semi-Budget Review Hospital status.

## TABLE OF CONTENTS

	<u>Page</u>
Letter of Transmittal	
Highlights	ii
Table of Contents	iv
Territorial Hospital Insurance Services Board	v
Territorial Hospital Insurance Services: Capital Planning and Program Development	1
Territorial Hospital Insurance Services: Financing	6
 <u>Appendices</u>	
Table 1 - Rated Bed Capacity - Hospitals in N.W.T. 1977 and 1977/78	10
Chart 1 - Location of Facilities in N.W.T.	12
Table 2 - Separation and Days of Care of Insured Adults and Children by Hospital Location 1976 and 1977	13
Table 2a - Separation and Days of Care of Insured Adults and Children by Hospital Location 1977 and 1977/78	15
Table 2b - Inpatient Adults and Children Services by Category of Hospital, 1976, 1977, and 1977/78	17
Table 3 - Hospital Inpatient Days Outside N.W.T. by Province - 1976, 1977 and 1977/78	18
Table 4 - Payment to Hospitals - 1976, 1977 and 1977/78	19
Table 5 - Total Cost of Insured Services	20

# TERRITORIAL HOSPITAL INSURANCE SERVICES BOARD



Mr. K.J. Torrance  
Chairman



Rev. K. Gaetz



Dr. W.H. Frost  
(Term ended June 1977)



Mr. D.J. Emery  
(Term commenced June 1977)



Dr. E.L. Fischer  
(Term commenced June 1977)


Mr. M. Kusugak  
(Term commenced June 1977)



# TERRITORIAL HOSPITAL INSURANCE SERVICES STAFF




R.E. McDermit  
Assistant Director  
Health Services



J.R. Lindquist  
Chief  
Health Programs




K. Jang  
Programs Policy Officer




M.S. Pontus  
Chief  
Health Insurance



B.L. Humm  
Supervisor  
Health Care Plan  
(Until August 1977)



A.B. Dunbar  
Program Officer  
(Until December 1977)



J.F. Cawsey  
Program Officer  
(Until September 1977)



M.J. Balla  
Supervisor  
Health Care Plan  
(Commencing September 1977)

## TERRITORIAL HOSPITAL INSURANCE SERVICES BOARD

The Member of the Legislative Assembly appointed as Minister for Health and Social Services is the Honourable Arnold McCallum. As such, he is responsible for the administration of the Health Care Plan which includes the provision of hospital insurance services under the Territorial Hospital Insurance Services Ordinance.

Under the Ordinance, the T.H.I.S. Board administers the Territorial Hospital Insurance Services. The membership consists of five members on appointment by the Commissioner of the Northwest Territories. In June 1977, the Board was expanded to comprise of Chairman, Mr. K.J. Torrance, Doctor E.L. Fischer, Mr. M. Kusugak, Mr. D. Emery and Reverend K. Gaetz. Staff members of the Board were Mr. R.E. McDermit, Mr. M.S. Pontus, and Ms. B.L. Humm.

The Territorial Hospital Insurance Services Board is responsible for the three Budget Review Hospitals and two Semi-Budget Review Hospitals within the Northwest Territories. The Budget Review Hospitals are: Stanton Yellowknife Hospital; H.H. Williams Memorial Hospital; and St. Ann's General Hospital. The two Semi-Budget Review Hospitals are: Inuvik General Hospital and Frobisher Bay General Hospital. The Board is also responsible for the provision of Hospital Insurance to all participants in the Northwest Territories Hospital Insurance Plan.

TERRITORIAL HOSPITAL INSURANCE SERVICES  
Capital Planning and Program Development

Capital Planning

Territorial Hospital Insurance Services comprise a very important part of the Health Services Branch, Department of Health and Social Services, Government of the Northwest Territories.

The year 1977 saw the completion of the renovation phase of the Hay River Health Centre. Both the inpatient and ambulatory care sections were fully operational, providing regional referral services for the South Great Slave Lake area.

Detailed planning for the Fort Smith Health Centre was completed and approval was given to commence construction. When completed, this new facility will provide community health services to the Fort Smith area. Referrals for people requiring Secondary and Tertiary Levels of Care will be made to the Regional Health Centre in Hay River, and the Territorial Health Centre in Yellowknife.

The functional program, architectural program, and site analysis were completed for the Stanton Yellowknife Hospital. Continued discussions and planning were held with Medical Services in Edmonton and in Ottawa.

Program Development

During this past year, the Stanton Yellowknife Hospital adopted a computerized financial system, and expanded the programs and service capabilities in several of its departments in preparation for the expansion of the hospital to become a Territorial Referral Centre.

A rotating Medical Residency Program was established at the Stanton Yellowknife Hospital in affiliation with the Faculty of Medicine, University of Calgary, Calgary, Alberta.

The addition of the KDA machine, a chemistry auto-analyzer, and the increased laboratory staff and functions allowed the Stanton Yellowknife Hospital to start providing Regional Laboratory Services. The new equipment is one of the first units in Western Canada.

In response to the need for manpower in order to provide good eye care in the North, an Ophthalmic Technician Training Program at Stanton Yellowknife Hospital was proposed. The training program will provide training opportunities for Northerners. Preliminary planning was initiated at the end of November 1977. The Departments of Economic Development and Tourism, Health and Social Services, and Education were involved to provide expertise to the program development.

In the ordinances of the Northwest Territories, Canada, Chapter 3 - "An Ordinance to provide Hospital Insurance for Residents of the Northwest Territories", 1959 Second Session, it states under Clause 8:

"Subject to this Ordinance and the regulations, the Board has power" ...

- e) "to license, supervise and inspect hospitals in the Territories, and ensure that adequate standards are maintained therein,"
- f) "to authorize the establishment of hospitals in the Territories or any change in such hospitals, and develop and maintain a coordinated system of hospitals, training schools and related facilities throughout the Territories."

Also under the Ordinance provision is made for the appointment of Boards of Management for any health facility by the Commissioner.

In December 1977, negotiations were completed to transfer the ownership of Stanton Yellowknife Hospital from the City of Yellowknife to the Government of the Northwest Territories. Notwithstanding the transfer of the ownership of the hospital, it continued to be operated under contract by the Yellowknife District Hospital Society.

The Government of the Northwest Territories also owns the Hay River Health Centre. The H.H. Williams Memorial Hospital, which is an integral part of the Centre, is

operated under the management agreement with the Pentecostal Assemblies of Canada.

In Fort Smith, the St. Ann's General Hospital is owned and operated by the Episcopal Corporation of Mackenzie/ Fort Smith on a budget review basis. The new Fort Smith Health Centre will be owned by the Government of the Northwest Territories and will be managed by a Board of Management appointed under the Territorial Hospital Insurance Services Ordinance.

All three Budget Review Hospitals: Stanton Yellowknife Hospital, H.H. Williams Memorial Hospital, and St. Ann's General Hospital, received their Accreditation Status from the Canadian Council on Hospital Accreditation during this past year. The Inuvik General Hospital was also granted Accreditation Status during 1977.

Consulting services were available to the Budget Review Hospitals, and were expanded to cover the areas of: Administration and Finance; Nursing; Nutrition and Dietetics; Physiotherapy; Occupational Therapy; Speech and Hearing; Ophthalmology; and E.N.T.

T.H.I.S. policy and procedure manuals are continually being reviewed and revised in response to new programs, and improved services.

T.H.I.S inpatient and outpatient forms were revised and standardized for all hospitals, to facilitate record keeping and information sharing during 1977.

The Health Planning Team of the Health Services Branch continued to assist in the planning of the Fort Smith Health Centre and the Stanton Yellowknife Territorial Health Centre. Approval was given for the construction of the Fort Smith Health Centre complex; and the Functional Program and Site Analysis were completed for the Territorial Health Centre in Yellowknife.

The Health Services Branch continued to work closely with the N.W.T. Hospital Association. During 1977 the Association was encouraged to expedite the work of its Employee Relations Committee in the development of a fringe-benefit package proposal for employees working in Budget Review Hospitals.

The provision of good hospital services in the North is integral to achieving the Government of the Northwest Territories' objective to provide integrated, coordinated and comprehensive health services within the Northwest Territories.

## TERRITORIAL HOSPITAL INSURANCE SERVICES

### FINANCING

The Established Program Financing Act was implemented on April 1, 1977. The three components of this financial scheme are: Post Secondary Education; Medical Care; and Hospital Insurance.

Previously, the Territorial Government and the Federal Government shared the financing of hospital care in the Northwest Territories on the basis of cost. Under EPF, there is a pre-determined grant based on:

- 1) a per capita grant;
- 2) tax point transfer; and
- 3) leveling payments.

The yearly increments are determined by the Gross National Product (GNP) and population increases. This new scheme allows more flexibility in the use of program funds by the provinces and territories. Rather than adhering to specifically detailed shareable expenditures, the emphasis is now placed on having a hospital insurance program for all residents.

Under the new EPF Agreement, information required to be forwarded to Ottawa, such as the monthly and quarterly statistical information, has decreased. The provinces, in



concert with the Federal Government have established National Information Committees to determine what data should be shared between provinces, and between the provinces and the Federal Government. The Northwest Territories has been an active participant on these committees.

All hospitals have now changed to fiscal year. The Government of the Northwest Territories Budget Review Hospitals experienced a fifteen month year this past year: January 1, 1977 - March 31, 1978, in order to come on cycle.

In order to realistically participate in the financing of hospital services in the N.W.T., the T.H.I.S. Board approved the change in status of Frobisher Bay and Inuvik General Hospitals to come partially under the status of a Budget Review Hospital. Medical Services, Health and Welfare Canada, retained ownership and management control of the hospitals, but T.H.I.S. participation requires detailed financial information in relation to the operation of these facilities. It is hoped that both Fort Simpson General Hospital and Rae/Edzo Hospital will achieve similar status in the near future.

The total number of approved beds in the Northwest Territories in 1977, including Nursing Station beds, was 399. See Table 1 and Chart 1.

### Utilization of Hospitals

The total number of inpatient hospital days utilized by the residents of the Northwest Territories during 1977 was 73,951. Of this number 42,025 days were provided inside the Northwest Territories and 31,926 days were provided by hospitals outside the Northwest Territories.

The comparative figures for 1976, 1977, and the fiscal year 1977/78, are shown in Tables 2, 2a, and 2b.

Table 3 shows the days of care provided outside the Northwest Territories. It is noted that most of the care was purchased from Alberta, Manitoba, and Quebec.

It is expected that the trend to utilize services in the Northwest Territories will continue as facilities, programs and manpower resources are developed.

### Payment to Hospitals

Payment made by T.H.I.S. to hospitals for insured services was as follows: The Approved Hospitals received \$5,333,629.84; the Contract Hospitals and the Canadian Red Cross Blood Depots received \$41,263.26; the Federal Hospitals received \$3,477,473.00; and the Hospitals outside the Northwest Territories received \$4,111,289.43. Comparative information may be found in Table 4.

Cost of Insured Services

The cost of insured services to the Hospital Insurance Plan was \$12,963,656,00. The average cost to the Plan per patient day of insured services was \$161.43 for adults and children, and \$14.85 for newborns. Using the population figure of 42,800 for the Northwest Territories, as supplied by Statistics Canada, the average cost of insured services per capita was \$302.00 for the year. Comparative information is given in Table 5.

Rated Bed Capacity - Hospitals in the Northwest Territories - 1977 & 1977/78

LOCATION	NAME	BEDS	CRIBS	BASSINETS
<u>APPROVED (BUDGET)</u>				
Fort Smith	St. Ann's General (incl. chronic care 22)	40		7
Hay River	H.H. Williams Memorial (incl. chronic care 10)	50		10
Yellowknife	Stanton Yellowknife	72		9
Total at Year-end		162		26
<u>CONTRACT</u>				
Chesterfield Inlet	Ste. Theresa de l'Enfant Jesus (closed 6 July 1977)	4		2
Total at Year-end		0		0
<u>FEDERAL HOSPITALS AND NURSING STATIONS</u>				
Frobisher Bay Inuvik	Frobisher Bay General Inuvik General (chronic care 10, T.B. 10)	25 55	10 15	4 13
Fort Simpson	Fort Simpson General	9	4	3
Rae-Edzo	Edzo Cottage Hospital	5	5	2
Aklavik	Aklavik N/S	5		2
Arctic Bay	Arctic Bay N/S	1	1	1
Baker Lake	Baker Lake N/S	3	2	1
Belcher Islands (Sanikiluaq)	Belcher Islands N/S	2		2
Broughton Island	Broughton Island N/S	3	1	1
Cambridge Bay	Cambridge Bay N/S	10		2
Cape Dorset	Cape Dorset N/S	3	1	1
Chesterfield Inlet	Chesterfield Inlet N/S (Rehab. 1 - opened 7 July 1977)	4		
Clyde River	Clyde River N/S	3	1	1
Coppermine	Coppermine N/S	5		1
Coral Harbour	Coral Harbour N/S	4		2
Eskimo Point	Eskimo Point N/S	4		2
Fort Franklin	Fort Franklin N/S	5		2
Fort Good Hope	Fort Good Hope N/S	4		1
Fort Liard	Fort Liard N/S	3		1
Fort McPherson	Fort McPherson N/S	5		2
Fort Norman	Fort Norman N/S	4		1
Fort Providence	Fort Providence N/S	5		1
Fort Resolution	Fort Resolution N/S	5		4
Fort Wrigley	Fort Wrigley N/S	4		2

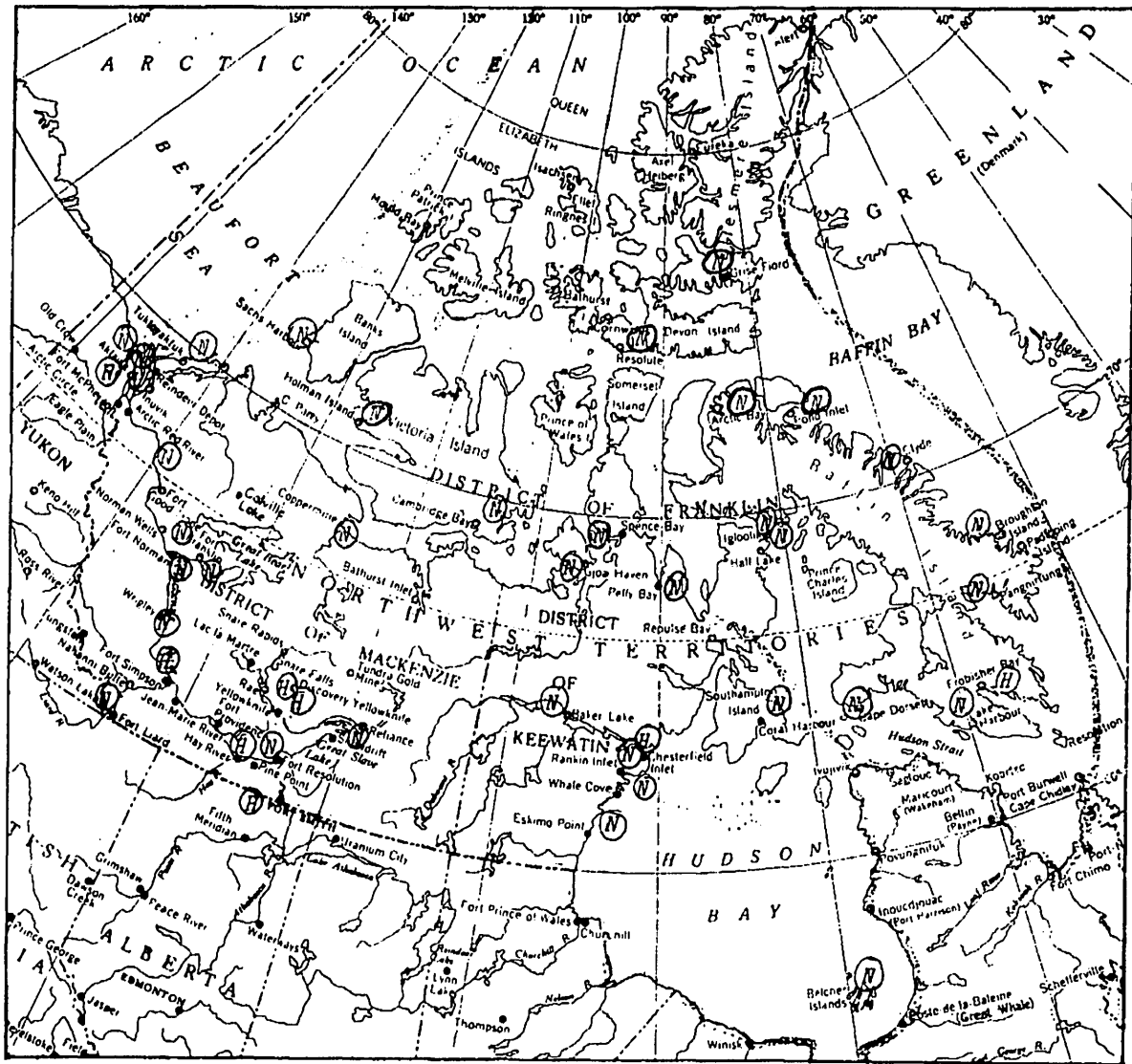
TABLE 1 - Con't

FEDERAL HOSPITALS AND NURSING STATIONS CON'T				
Gjoa Haven	Gjoa Haven N/S	5		
Grise Fiord	Grise Fiord N/S	1	1	1
Hall Beach	Hall Beach N/S (Foxe)	2	1	1
Holman Island	Holman Island N/S	2		1
Igloolik	Igloolik N/S	1	1	1
Lake Harbour	Lake Harbour N/S	1	1	1
Nanisivik	Nanisivik N/S	4		1
Norman Wells	Norman Wells N/S	10		2
Pangnirtung	Pangnirtung N/S	5	2	1
Pelly Bay	Pelly Bay N/S	2		1
Pond Inlet	Pond Inlet N/S	1	1	1
Port Burwell	Port Burwell N/S	1	1	1
Rankin Inlet	Rankin Inlet N/S	5	2	2
Repulse Bay	Repulse Bay N/S	2		2
Resolute Bay	Resolute Bay N/S	2		1
Sachs Harbour	Sachs Harbour N/S	4		
Snowdrift	Snowdrift N/S	2		1
Spence Bay	Spence Bay N/S	5		1
Tuktoyaktuk	Tuktoyaktuk N/S	5		1
Whale Cove	Whale Cove N/S	1	1	2
Total at year-end		237	51	7
TOTAL RATED CAPACITY AT YEAR END		399	51	98

TABLE 1 - CON'T

FEDERAL HOSPITALS AND NURSING STATIONS CON'T				
Gjoa Haven	Gjoa Haven N/S	5		1
Grise Fiord	Grise Fiord N/S	1	1	1
Hall Beach	Hall Beach N/S(Foxe)	2	1	1
Holman Island	Holman Island N/S	2		1
Igloolik	Igloolik N/S	1	1	1
Lake Harbour	Lake Harbour N/S	1	1	1
Nanisivik	Nanisivik N/S	4		1
Norman Wells	Norman Wells	10		2
Pangnirtung	Pangnirtung N/S	5	2	1
Pelly Bay	Pelly Bay N/S	2		1
Pond Inlet	Pond Inlet N/S	1	1	1
Port Burwell	Port Burwell N/S	1	1	1
Rankin Inlet	Rankin Inlet N/S	5	2	2
Repulse Bay	Repulse Bay N/S	2		2
Resolute Bay	Resolute Bay N/S	2		1
Sachs Harbour	Sachs Harbour N/S	4		
Snowdrift	Snowdrift N/S	2		1
Spence Bay	Spence Bay N/S	5		1
Tuktoyaktuk	Tuktoyaktuk N/S	5		1
Whale Cove	Whale Cove N/S	1	1	2
Total at year-end		237	51	72
TOTAL RATED CAPACITY AT YEAR END		339	51	98

LOC. OF FACILITIES  
NORTHWEST TERRITORIES  
HOSPITAL (H)  
NURSING STATION (N)



.../13

12

Separations and Days of Care of Insured Adults and Children  
by Hospital Location (1976 and 1977)

LOCATION	NAME	1976		1977	
		SEP	DAYS OF CARE	SEP	DAYS OF CARE
<u>APPROVED (BENEFIT)</u>					
Fort Smith	St. Ann's General (incl. chronic care 22)	507	2,486	430	2,271
Hay River	H.H. Williams Memorial (incl. chronic care 10)	1,462	6,854	1,339	7,124
Yellowknife	Stanton Yellowknife	2,945	17,578	2,350	15,829
Total at Year-end		4,914	26,918	4,119	25,234
<u>CONTRACT</u>					
Chesterfield Inlet	Ste. Theresa de l'Enfant Jesus (closed 6 July 1977)	21	30	6	9
Total at Year-end		21	30	6	9
<u>FEDERAL HOSPITALS AND NURSING STATIONS</u>					
Frobisher Bay Inuvik	Frobisher Bay General Inuvik General (chronic care 10 - T.B. 10)	1,027	6,638	1,065	5,849
Fort Simpson	Fort Simpson General	1,314	9,018	1,198	7,540
Rae-Edzo	Edzo Cottage Hospital	206	1,512	164	836
Aklavik	Aklavik N/S	467	1,979	221	1,258
Arctic Bay	Arctic Bay N/S	21	33	14	25
Baker Lake	Baker Lake N/S	8	17	14	39
Belcher Islands (Sanikiluaq)	Belcher Islands N/S	13	18	26	42
Broughton Island	Broughton Island N/S	13	20	11	16
Cambridge Bay	Cambridge Bay N/S	19	26	25	40
Cape Dorset	Cape Dorset N/S	65	83	31	38
Chesterfield Inlet	Chesterfield Inlet N/S (Rehab. 1 - opened 7 July 1977)	20	121	43	66
Clyde River	Clyde River N/S			6	11
Coppermine	Coppermine N/S	48	62	30	48
Coral Harbour	Coral Harbour N/S	31	41	20	26
Eskimo Point	Eskimo Point N/S	21	29	0	15
Fort Franklin	Fort Franklin N/S	50	71	6	8
Fort Good Hope	Fort Good Hope N/S	34	57	18	28
Fort Liard	Fort Liard N/S	9	18	13	15
Fort McPherson	Fort McPherson N/S	54	89	53	85
Fort Norman	Fort Norman N/S	35	45	34	46
Fort Providence	Fort Providence N/S	24	37		
Fort Resolution	Fort Resolution N/S	14	17	19	27
Fort Wrigley	Fort Wrigley N/S	30	35	12	17
		10	15	8	10



1976

1977

FEDERAL HOSPITALS AND NURSING STATIONS CON'T		1976		1977	
		SEP	DAYS OF CARE	SEP	DAYS OF CARE
Gjoa Haven	Gjoa Haven N/S	20	44	16	24
Grise Fiord	Grise Fiord N/S	10	16	7	7
Hall Beach	Hall Beach N/S (Foxe)	34	65	15	27
Holman Island	Holman Island N/S	16	17	14	22
Igloodik	Igloodik N/S	29	49	28	60
Lake Harbour	Lake Harbour N/S	12	23	20	25
Nanisivik	Nanisivik N/S			4	9
Norman Wells	Norman Wells N/S	5	5	14	15
Pangnirtung	Pangnirtung N/S	87	197	66	164
Pelly Bay	Pelly Bay N/S	21	38	20	30
Pond Inlet	Pond Inlet N/S	24	50	19	31
Port Burwell	Port Burwell N/S	3	5	1	1
Rankin Inlet	Rankin Inlet N/S	121	154	71	80
Repulse Bay	Repulse Bay N/S	15	20	12	14
Resolute Bay	Resolute Bay N/S	21	21	27	37
Sachs Harbour	Sachs Harbour N/S	21	25	17	29
Snowdrift	Snowdrift N/S	17	26	10	11
Spence Bay	Spence Bay N/S	25	39	32	52
Tuktoyaktuk	Tuktoyaktuk N/S	66	87	42	55
Whale Cove	Whale Cove N/S	18	10	4	4
Total at year-end		4,158	20,881	3,470	16,782
Total in N.W.T. patient days		9,093	47,829	7,604	42,025
Total out of N.W.T. patient days			36,172		31,926
	TOTAL		84,001		73,951

Separations and Days of Care of Insured Adults and Children  
By Hospital Location (1977 and 1977/78)

LOCATION	NAME	1977		1977/78	
		SEP	DAYS OF CARE	SEP	DAYS OF CARE
<b>APPROVED (BUDGET)</b>					
Fort Smith	St. Ann's General (incl. chronic care 22)	430	2,271	443	2,423
Hay River	H.H. Williams Memorial (incl. chronic care 10)	1,339	7,124	1,403	7,559
Yellowknife	Stanton Yellowknife	2,350	15,829	2,514	17,997
Total at Year-end		4,119	25,234	4,360	27,979
<b>CONTRACT</b>					
Chesterfield Inlet	Ste. Theresa de l'Enfant Jesus (closed 6 July 1977)	6	9	2	2
Total at Year-end		6	9	2	2
<b>FEDERAL HOSPITALS AND NURSING STATIONS</b>					
Frobisher Bay Inuvik	Frobisher Bay General Inuvik General (chronic care 10 - T.B. 10)	1,065 1,108	5,849 7,540	980 1,132	5,312 7,347
Fort Simpson	Fort Simpson General	164	836	177	872
Rae-Edzo	Edzo Cottage Hospital	221	1,258	246	1,449
Aklavik	Aklavik N/S	14	25	8	15
Arctic Bay	Arctic Bay N/S	14	39	18	52
Baker Lake	Baker Lake N/S	26	42	22	36
Belcher Islands (Sanikiluaq)	Belcher Islands N/S	11	16	12	30
Broughton Island	Broughton Island N/S	25	40	27	41
Cambridge Bay	Cambridge Bay N/S	31	38	41	52
Cape Dorset	Cape Dorset N/S	43	66	46	68
Chesterfield Inlet	Chesterfield Inlet N/S (Rehab. 1 - opened 7 July 1977)	6	11	10	17
Clyde River	Clyde River N/S	30	48	23	40
Coppermine	Coppermine N/S	20	26	23	32
Coral Harbour	Coral Harbour N/S	9	15	12	28
Eskimo Point	Eskimo Point N/S	6	8	8	8
Fort Franklin	Fort Franklin N/S	18	28	19	31
Fort Good Hope	Fort Good Hope N/S	13	15	39	57
Fort Liard	Fort Liard N/S	53	85	38	54
Fort McPherson	Fort McPherson N/S	34	46	21	32
Fort Norman	Fort Norman N/S				
Fort Providence	Fort Providence N/S	19	27	19	29
Fort Resolution	Fort Resolution N/S	12	17	11	18
Fort Wrigley	Fort Wrigley N/S	8	10	6	8

TABLE 2a Con't

FEDERAL HOSPITALS AND NURSING STATIONS CON'T	1977		1977/78	
	SEP	DAYS OF CARE	SEP	DAYS OF CARE
Gjoa Haven	16	24	12	14
Grise Fiord	7	7	6	6
Hall Beach	15	27	16	26
Holman Island	14	22	11	16
Igloolik	28	60	23	58
Lake Harbour	20	25	20	27
Nanisivik	4	9	6	11
Norman Wells	14	15	14	15
Pangnirtung	66	164	65	144
Pelly Bay	20	30	21	29
Pond Inlet	19	31	23	37
Port Burwell	1	1	1	1
Rankin Inlet	71	80	60	74
Repulse Bay	12	14	19	25
Resolute Bay	27	37	24	36
Sachs Harbour	17	29	11	22
Snowdrift	10	11	13	15
Spence Bay	32	52	25	34
Tuktoyaktuk	42	55	36	46
Whale Cove	4	4	9	9
Total at year-end	3,479	16,782	3,353	16,273
Total in N.W.T. patient days	7,604	42,025	7,715	44,254
Total out of N.W.T. patient days		31,926		33,494
TOTAL		<u>73,951</u>		<u>77,748</u>

TABLE 2b  
 Inpatient Adults and Children Services by Category of Hospital  
 1976, 1977, and 1977/78

CATEGORY	1976		1977		1977/78	
	SEP.	DAYS OF CARE	SEP.	DAYS OF CARE	SEP.	DAYS OF CARE
Budget Review Hospitals	4,914	26,918	4,119	25,234	4,360	27,979
Contract	21	30	6	9	2	2
Federal	4,158	20,881	3,479	16,782	3,353	16,273
Outside N.W.T.		36,172		31,926		33,494
TOTAL		84,001		73,951		77,748

17

.../18

Hospital Inpatient Days  
 Outside N.W.T. by Province  
 1976, 1977, and 1977/78

Province		Days		
		Adults and Children		
		1976	1977	1977/78
Yukon		161	77	113
B.C.		903	668	704
Alberta		20,790	20,319	22,068
Saskatchewan		258	201	233
Manitoba		7,803	5,239	5,230
Ontario		931	1,473	1,563
Quebec		5,113	3,724	3,444
Maritimes		213	225	139
TOTAL		36,172	31,926	33,494
Province		Days		
		Newborn		
		1976	1977	1977/78
Yukon		10	8	12
B.C.		88	100	97
Alberta		473	467	545
Saskatchewan		43	12	19
Manitoba		771	680	837
Ontario		85	162	161
Quebec		36	57	60
Maritimes		43	24	34
TOTAL		1,549	1,510	1,765

TABLE 4

Payment to Hospitals

1976, 1977, and 1977/78

Category of Hospitals	Payments		
	1976	1977	1977/78
Approved	4,158,843.00	5,333,629.84	5,647,020.53
Contract	10,884.00	41,263.26	2,827.32
Federal	1,433,968.00	3,477,473.00	3,790,089.50
Outside N.W.T.	4,288,027.00	4,111,289.43	4,482,367.76
TOTAL	9,891,722.00	12,963,655.53	13,922,305.11

TABLE 5

Total Cost of Insured Services  
 Cost Per Insured Person, and Average Cost Per Patient Day  
 1976, 1977, and 1977/78

Costs of Insured Services	T.H.I.S.	PLAN	
	1976	1977	1977/78
In-patient - Adults and Children - Newborn	9,597,176 114,789	12,692,131 106,818	13,649,926 104,967
Out-Patient	179,757	164,707	167,412
TOTAL	9,891,722	12,963,656	13,922,305
<u>Cost Per Insured Person</u>			
Insured Population			
1976 - 37,900    1977 - 42,800 1977/78 - 42,800	261.00	302.00	325.28
<u>Average Cost Per Patient Day</u>			
<u>Hospitals in the N.W.T.</u>			
Adults and Children	105.28	185.83	201.17
Newborn	13.88	14.47	14.42
<u>Hospitals Outside N.W.T.</u>			
Adults and Children	116.12	125.74	130.40
Newborn	13.44	16.27	17.25
<u>All Hospitals</u>			
Adults and Children	109.76	161.43	171.41
Newborn	13.80	14.85	15.14