

**LEGISLATIVE ASSEMBLY OF THE
NORTHWEST TERRITORIES
9TH ASSEMBLY, 2ND SESSION**

TABLED DOCUMENT NO. 18-80(1)

TABLED ON FEBRUARY 25, 1980



NORTHWEST TERRITORIES
LIQUOR CONTROL SYSTEM

and
LIQUOR LICENSING BOARD

25th. ANNUAL REPORT

APRIL 1, 1978 to MARCH 31, 1979

J.H. Parker,
Commissioner of the Northwest Territories,
Yellowknife, N.W.T.


Dear Sir:

I take pleasure in submitting the Twenty-fifth Annual Report of the Liquor Control System, and the Liquor Licensing Board in accordance with Section II of the Liquor Ordinance.

This report contains three sections, Part I covering the Liquor Control System, Part II the Liquor Licensing Board, and Part III being the Auditor's Report.

I wish to convey my thanks to the staff of the System for their cooperation and support, during a year of change.

Respectfully submitted,



General Manager,
Liquor Control System

LIQUOR CONTROL SYSTEM

TABLE I

<u>YEAR ENDING MARCH 31</u>	<u>SALES</u>	<u>GROSS PROFIT</u>	<u>GROSS PROFIT % OF SALES</u>	<u>INCREASE IN SALES</u>
1969	3,981,842	2,060,746	51.8	15.0
1970	4,783,210	2,334,611	48.8	20.1
1971	5,589,192	2,673,637	47.6	16.8
1972	6,509,583	3,107,027	47.7	16.4
1973	7,496,179	3,585,040	47.7	15.2
1974	8,704,012	4,252,030	48.8	16.1
1975	9,574,266	4,864,861	50.8	9.9
1976	10,981,708	5,081,679	46.3	14.7
1977	11,280,747	5,061,090	44.9	2.7
1978	12,150,944	5,241,284	43.1	7.7
1979	12,783,114	5,992,823	46.9	5.2

TABLE II

GALLONAGE SALES 1978 - 1979
(1977 - 1978)

	<u>DOMESTIC</u>	<u>IMPORTED</u>	<u>TOTAL</u>	<u>% CHANGE</u>
SPIRITS	90,662 (90,341)	16,979 (16,649)	107,641 (106,990)	+ 0.61
WINE	21,476 (23,977)	34,617 (32,928)	56,093 (56,905)	- 1.43
BEER	671,797 (742,186)		571,797 (742,186)	- 9.48
TOTAL			835,531 (906,081)	- 7.78
Gallons of Absolute Alcohol Sold			82,816 (86,164)	- 3.89

Beer sales showed a significant decrease due to lengthy strikes by two of the three major suppliers; during the summer months. Resultingly control of individual sales was partially introduced. Additionally the beer outlet at Rankin Inlet was closed as a result of a plebiscite.

No major change was experienced in the sale of wine and spirits, but because of the lower beer sales the consumption of absolute alcohol showed a significant decrease.

Liquor Licensing Board

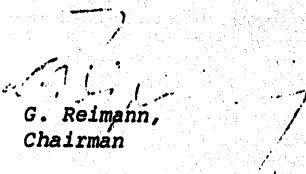
The Board held six meetings during the fiscal period April 1, 1978 to March 31, 1979, with four in Yellowknife and one in Norman Wells, and one in Frobisher Bay. During the period one licensee was suspended for a period of eight days.

Four additional licences were issued and four licences were transferred because of change of ownership.

The Board continued the practise of holding public meetings if objections were received from the public opposing the granting of a new licence. These meetings have provided a forum for interested parties to present their views to the Board.

It was with regret that the resignation was accepted from Mr. Rod Douglas, the Chairman of the Board. Mr. Gerry Reimann was appointed as the new Chairman, and Mr. Dave McNab who had served the Board well for eight years was replaced by Mr. Rod Hardy, Mr. Eric Menicoche's appointment was revoked and in his place Mr. Bill Erasmus re-appointed. Miss Jean Buck was appointed to fill the position vacated by Mr. Reimann.

The Board wishes to express sincere appreciation to the officers and staff of the R.C.M.P. throughout the Territories for the efficient co-operation in supporting the Board in enforcing the provisions of the Liquor Ordinance.


G. Reimann,
Chairman

June 15, 1979

N.W.T. LIQUOR CONTROL SYSTEM

TABLE III

<u>LICENCES ISSUED</u>	<u>1978-79</u>	<u>1977-78</u>
COCKTAIL LOUNGE	30	28
COCKTAIL LOUNGE - CABARET	1	1
DINING LOUNGE	20	20
DINING ROOM	1	0
TAVERN	1	1
OFF PREMISES	13	13
CLUB	16	15
CANTEEN	15	15
GUEST ROOM	22	21
AIRCRAFT AND SHIP	5	5
ANNUAL SPECIAL	21	21
SPECIAL OCCASION	1650	1084
WINE PERMIT	13	26
BEER PERMIT	37	40
IMPORT PERMIT	323	485

Meetings:

The Board held five meetings - four in Yellowknife and one in Norman Wells. The Board was represented at three meetings of the Alcohol and Drug Co-ordinating Council.

Suspensions:

One Club Licence suspended for seven days.

One Club Licence suspended for eight days.

Report to the Commissioner of the
Northwest Territories
on the examination of the accounts
and financial statements of the
NORTHWEST TERRITORIES LIQUOR CONTROL SYSTEM
for the year ended March 31, 1979



AUDITOR GENERAL OF CANADA

VÉRIFICATEUR GÉNÉRAL DU CANADA

The Commissioner
Government of the Northwest Territories
Yellowknife, N.W.T.

I have examined the statement of assets and liabilities of the Northwest Territories Liquor Control System as at March 31, 1979 and the statements of operations and equity for the year then ended. My examination was made in accordance with generally accepted auditing standards, and accordingly included such tests and other procedures as I considered necessary in the circumstances.

As stated in Note 2, no cost is included in the financial statements for the use of fixed assets which are owned by the Government of the Northwest Territories and provided without charge.

In my opinion, except that a fair charge for the use of the fixed assets is not recorded, these financial statements present fairly the financial position of the Northwest Territories Liquor Control System as at March 31, 1979 and the results of its operations for the year then ended in accordance with generally accepted accounting principles applied on a basis consistent with that of the preceding year.

Senior Deputy Auditor General
for the Auditor General of Canada

Ottawa, Ontario
June 15, 1979

NORTHWEST TERRITORIES LIQUOR CONTROL SYSTEM
(Established by the Liquor Ordinance)

Statement of Assets and Liabilities
as at March 31, 1979


<u>ASSETS</u>			<u>LIABILITIES</u>		
	<u>1979</u>	<u>1978</u>		<u>1979</u>	<u>1978</u>
Cash	\$ 579,382	\$ 330,539	Accounts payable	\$ 363,061	\$ 562,942
Due from liquor agents	76,098	84,357	Deferred revenue - licence fees	<u>14,000</u>	<u>2,915</u>
Other accounts receivable	27,817	599		377,141	565,857
Inventory - at cost	1,978,403	1,711,817			
	<u>\$ 2,661,700</u>	<u>\$ 2,127,312</u>	<u>EQUITY</u>		
			Equity of the Government of the Northwest Territories	<u>2,284,559</u>	<u>1,561,455</u>
				<u>\$ 2,661,700</u>	<u>\$ 2,127,312</u>

The accompanying notes and schedules are an integral part of the financial statements.

Approved by:



General Manager



Territorial Treasurer



Senior Financial Officer

NORTHWEST TERRITORIES LIQUOR CONTROL SYSTEM

Statement of Operations
for the year ended March 31, 1979

	<u>1979</u>				<u>1978</u>
	<u>Spirits</u>	<u>Beer</u>	<u>Wine</u>	<u>Total</u>	<u>Total</u>
Sales	\$ 6,606,431	\$ 4,850,231	\$ 1,326,452	\$ 12,783,114	\$ 12,150,944
Less discounts on sales	<u>157,507</u>	<u>64,746</u>	<u>41,660</u>	<u>263,913</u>	<u>245,985</u>
	6,448,924	4,785,485	1,284,792	12,519,201	11,904,959
Cost of goods sold (Schedule 1)	<u>2,776,574</u>	<u>3,099,225</u>	<u>650,579</u>	<u>6,526,378</u>	<u>6,659,638</u>
Gross profit	<u>\$ 3,672,350</u>	<u>\$ 1,686,260</u>	<u>\$ 634,213</u>	5,992,823	5,245,321
Operating expenses (Schedule 2)				<u>1,081,855</u>	<u>1,058,372</u>
				4,910,968	4,186,949
Other income (Schedule 3)				<u>514,579</u>	<u>231,764</u>
Net income for the year				<u>\$ 5,425,547</u>	<u>\$ 4,418,713</u>

The accompanying notes and schedules are an integral part of the financial statements.

NORTHWEST TERRITORIES LIQUOR CONTROL SYSTEM

Statement of Equity
for the year ended March 31, 1979

	<u>1979</u>	<u>1978</u>
Balance at beginning of the year	\$ 1,561,455	\$ 1,625,079
Net income for the year	5,425,547	4,418,713
Expenses paid by the Government of the Northwest Territories on behalf of the Northwest Territories Liquor Control System	<u>497,557</u>	<u>517,663</u>
	7,484,559	6,561,455
Transfer of funds to the Government of the Northwest Territories	<u>5,200,000</u>	<u>5,000,000</u>
Balance at end of the year	<u>\$ 2,284,559</u>	<u>\$ 1,561,455</u>

The accompanying notes and schedules are an integral part of the financial statements.

NORTHWEST TERRITORIES LIQUOR CONTROL SYSTEM

Notes to Financial Statements
March 31, 1979

1. Nature of operations

Under the Northwest Territories Liquor Ordinance, the Northwest Territories Liquor Control System is responsible for administering the purchase, sale and control of liquor consumption in the Northwest Territories. In order to enable the Northwest Territories Liquor Control System to administer its operations, the Government of the Northwest Territories authorized advances of up to \$2,500,000.

2. Significant accounting policies

Accrual basis

The Northwest Territories Liquor Control System follows the accrual basis of accounting.

Fixed assets

Buildings, furnishings and fixtures owned by the Government of the Northwest Territories are provided for the use of the Northwest Territories Liquor Control System without cost.

3. Agency sales

Pursuant to the Liquor Ordinance, agents have been appointed in several locations to sell liquor. Commissions are paid to agents selling consigned liquor stocks owned by the Northwest Territories Liquor Control System. For agents purchasing liquor stock from the Northwest Territories Liquor Control System the purchases are subject to a discounted price.

4. Comparative figures

Comparative figures have been restated to conform with the current year's presentation.

5. Anti-Inflation Act

As part of the Government of the Northwest Territories, the Northwest Territories Liquor Control System was subject to and, in the opinion of management, has complied with the Anti-Inflation Act.

NORTHWEST TERRITORIES LIQUOR CONTROL SYSTEMSchedule of Cost of Goods Sold
for the year ended March 31, 1979

	<u>1979</u>			<u>1978</u>	
	<u>Spirits</u>	<u>Beer</u>	<u>Wine</u>	<u>Total</u>	<u>Total</u>
Inventory at beginning of the year	\$ 1,197,530	\$ 273,609	\$ 240,678	\$ 1,711,817	\$ 1,762,526
Purchases	2,704,911	2,312,763	589,284	5,606,958	5,416,374
Freight	<u>215,632</u>	<u>820,780</u>	<u>149,594</u>	<u>1,186,006</u>	<u>1,192,555</u>
	4,118,073	3,407,152	979,556	8,504,781	8,371,455
Inventory at end of the year	<u>1,341,499</u>	<u>307,927</u>	<u>328,977</u>	<u>1,978,403</u>	<u>1,711,817</u>
Cost of goods sold	<u>\$ 2,776,574</u>	<u>\$ 3,099,225</u>	<u>\$ 650,579</u>	<u>\$ 6,526,378</u>	<u>\$ 6,659,638</u>

NORTHWEST TERRITORIES LIQUOR CONTROL SYSTEMSchedule of Operating Expenses
for the year ended March 31, 1979

	<u>1979</u>	<u>1978</u>
Salaries and wages	\$ 427,682	\$ 442,875
Employee benefits	108,020	114,147
Commissions to agents	256,218	248,780
Utilities	54,295	47,450
Travel	44,449	42,262
Insurance	41,974	36,202
Repairs and maintenance	34,140	46,491
Rent - warehouse	24,000	18,000
- equipment	5,450	-
- office	3,913	12,400
Head office move	15,224	-
Telephone and postage	14,704	9,462
Stationery and supplies	14,432	10,535
Grants in lieu of taxes	14,187	7,302
Consultants and computer services	12,233	5,795
Honoraria	4,432	6,239
Miscellaneous	6,502	10,432
	<u>\$ 1,081,855</u>	<u>\$ 1,058,372</u>

NORTHWEST TERRITORIES LIQUOR CONTROL SYSTEM

Schedule of other Income
for the year ended March 31, 1979

	<u>1979</u>	<u>1978</u>
Licence fees	\$ 281,153	\$ 115,915
Interest	125,284	35,506
Permits	101,534	57,046
Miscellaneous	<u>6,608</u>	<u>23,297</u>
	<u>\$ 514,579</u>	<u>\$ 231,764</u>



25[°] 6' 0" Δ 0^b 6 0 2 5 Δ 0^c

Δ>P 1, 1978Γ^c L/ 31, 1979J^c

ΔΓΔαεΠζε εαε ρΔε Γ

ΠΠεερLεε 1

<p>Δε εJ εJε Jεε <u>Λρ 31-Γ</u></p>	<p><u>σΔΑεCDεε</u></p>	<p>ΛεεεADεDεΓε <u>ρεDεεDρCDεε</u></p>	<p>ΛεεεADεDεΓε <u>ρεDεεDρCDεε</u> <u>εεεεεε εDADεε</u></p>	<p>Δεε εεε εDεεεε <u>σDADεε</u></p>
1969	3,981,842	2,060,746	51.8	15.0
1970	4,783,210	2,334,611	48.8	20.1
1971	5,589,192	2,673,637	47.6	16.8
1972	6,509,583	3,107,027	47.7	16.4
1973	7,496,179	3,585,040	47.7	15.2
1974	8,704,012	4,252,030	48.8	16.1
1975	9,574,266	4,864,861	50.8	9.9
1976	10,981,708	5,081,679	46.3	14.7
1977	11,280,747	5,061,090	44.9	2.7
1978	12,150,944	5,241,284	43.1	7.7
1979	12,783,114	5,992,823	46.9	5.2

መጽሐፍ ገ ልገገጋርብኛ

በበግሥታዊ III

<u>ረዕሰ ጉዳይ</u>	<u>1978-79</u>	<u>1977-78</u>
ልገገጋርብኛ ጋርግ ልገገጋርብኛ	30	28
ልገገጋርብኛ ጋርግ ልገገጋርብኛ	1	1
መገገጋርብኛ ልገገጋርብኛ ልገገጋርብኛ	20	20
መገገጋርብኛ ልገገጋርብኛ	1	0
ልገገጋርብኛ ልገገጋርብኛ	1	1
ልገገጋርብኛ ጋርግ ረዕሰ ጉዳይ	13	13
ልገገጋርብኛ ጋርግ ልገገጋርብኛ ልገገጋርብኛ	16	15
ልገገጋርብኛ ጋርግ ልገገጋርብኛ ልገገጋርብኛ	15	15
ሥራ ልገገጋርብኛ ጋርግ ልገገጋርብኛ	22	21
ሥራ ልገገጋርብኛ ጋርግ ልገገጋርብኛ	5	5
ልገገጋርብኛ ጋርግ ልገገጋርብኛ ልገገጋርብኛ	21	21
ልገገጋርብኛ ጋርግ ልገገጋርብኛ ልገገጋርብኛ	1,650	1,084
መገገጋርብኛ ልገገጋርብኛ ልገገጋርብኛ	13	26
ልገገጋርብኛ ልገገጋርብኛ ልገገጋርብኛ	37	40
ልገገጋርብኛ ልገገጋርብኛ ልገገጋርብኛ	323	485

በባህሪ:

ሪፖርት ላይ የተገለጸው ስህተት በከተማው ያለው የግንባታ ስህተት ለመቀነስ ማድረግ ይገባል። ስህተት ለመቀነስ ማድረግ ይገባል። ለግንባታ ስህተት ማድረግ ይገባል።

የሰነድ መግለጫ:

- የሰነድ መግለጫ 7-መገቢያ
- የሰነድ መግለጫ 8-መገቢያ

ድምፅ ፍርቅ/ብረት ፍገካዲ ል

ሙሉ ሥልጣን

ፍገካዲ/ፍገካዲ ፍገካዲ ፍገካዲ

ፍገካዲ ፍገካዲ ፍገካዲ ፍገካዲ

ሙሉ ሥልጣን ልገገገገገገ

ፍገካዲ ፍገካዲ ፍገካዲ 31, 1979

ጠቅላይ ልማት ሚኒስቴር

(የግብርና ልማት ሚኒስቴር ሥራ ሪፖርት)

ጠቅላይ ልማት ሚኒስቴር ሥራ ሪፖርት

ጥቅምት 31, 1979

ግብርና	1979		1978		ጠቅላይ ልማት ሚኒስቴር	1979		1978	
	ጠቅላይ ልማት ሚኒስቴር	ጠቅላይ ልማት ሚኒስቴር	ጠቅላይ ልማት ሚኒስቴር	ጠቅላይ ልማት ሚኒስቴር		ጠቅላይ ልማት ሚኒስቴር	ጠቅላይ ልማት ሚኒስቴር	ጠቅላይ ልማት ሚኒስቴር	ጠቅላይ ልማት ሚኒስቴር
የግብርና ስጦታ	\$ 579,382	\$ 330,539	ጠቅላይ ልማት ሚኒስቴር	\$ 363,061	\$ 562,942				
ልማት ስጦታ ለግብርና	76,098	84,357	የግብርና ስጦታ	14,080	2,915				
የግብርና ስጦታ ለግብርና	27,817	599		377,141	565,857				
ልማት ስጦታ ለግብርና	1,978,403	1,711,817							
	<u>\$2,661,700</u>	<u>\$2,127,312</u>	ጠቅላይ ልማት ሚኒስቴር	<u>\$ 2,284,559</u>	<u>1,561,455</u>				
			ጠቅላይ ልማት ሚኒስቴር	<u>\$ 2,661,700</u>	<u>\$2,127,312</u>				

ጠቅላይ ልማት ሚኒስቴር ሥራ ሪፖርት ለግብርና ስጦታ ለግብርና

ግብርና ስጦታ ለግብርና

[Signature]
ጠቅላይ ልማት ሚኒስቴር

[Signature]
ጠቅላይ ልማት ሚኒስቴር

[Signature]
ጠቅላይ ልማት ሚኒስቴር

ᄡᄢᄡᄢ ᄡᄢᄡᄢᄡᄢ

ᄡᄢᄡᄢᄡᄢᄡᄢ ᄡᄢᄡᄢᄡᄢ ᄡᄢᄡᄢ
 ᄡᄢᄡᄢ ᄡᄢᄡᄢᄡᄢᄡᄢ ᄡᄢᄡᄢ
ᄡᄢᄡᄢ ᄡᄢᄡᄢ ᄡᄢᄡᄢ ᄡᄢᄡᄢ ᄡᄢᄡᄢ ᄡᄢᄡᄢ ᄡᄢᄡᄢ

	1979				1978
	<u>ᄡᄢᄡᄢᄡᄢ</u>	<u>ᄡᄢ</u>	<u>ᄡᄢᄡᄢᄡᄢᄡᄢ</u>	<u>ᄡᄢᄡᄢᄡᄢ ᄡᄢᄡᄢ</u>	<u>ᄡᄢᄡᄢᄡᄢ</u>
ᄡᄢᄡᄢᄡᄢ ᄡᄢᄡᄢᄡᄢ ᄡᄢᄡᄢ ᄡᄢᄡᄢ ᄡᄢᄡᄢ ᄡᄢᄡᄢ	\$ 1,197,530	\$ 273,609	\$ 240,678	\$ 1,711,817	\$ 1,762,526
ᄡᄢᄡᄢᄡᄢ ᄡᄢᄡᄢᄡᄢᄡᄢ	2,704,911	2,312,763	589,284	5,606,958	5,416,374
ᄡᄢᄡᄢᄡᄢᄡᄢ ᄡᄢᄡᄢᄡᄢ	<u>215,632</u>	<u>820,780</u>	<u>149,594</u>	<u>1,186,006</u>	<u>1,192,555</u>
	4,118,073	3,407,152	979,556	8,504,781	8,371,455
ᄡᄢᄡᄢᄡᄢ ᄡᄢᄡᄢ ᄡᄢᄡᄢ ᄡᄢᄡᄢ ᄡᄢᄡᄢ	<u>1,341,499</u>	<u>307,927</u>	<u>328,977</u>	<u>1,978,403</u>	<u>1,711,817</u>
ᄡᄢᄡᄢᄡᄢᄡᄢ ᄡᄢᄡᄢᄡᄢ ᄡᄢᄡᄢ	<u>\$ 2,776,574</u>	<u>\$ 3,099,225</u>	<u>\$ 650,579</u>	<u>\$ 6,526,378</u>	<u>\$ 6,659,638</u>

በበጎጥራጥር ለጋራ ገቢ ስራ
ጊዜ 31, 1979 ዓ.ም. ስራ ስራ

	<u>1979</u>	<u>1978</u>
ለጋራ ስራ ስራ ስራ ስራ ስራ	\$ 427,682	\$ 442,875
ለጋራ ስራ ስራ ስራ ስራ ስራ ስራ ስራ ስራ	108,020	114,147
ስራ ስራ ስራ ስራ ስራ ስራ ስራ ስራ ስራ ስራ ስራ ስራ ስራ	256,218	248,780
ስራ ስራ ስራ ስራ ስራ ስራ ስራ	54,295	47,450
ስራ ስራ ስራ ስራ ስራ ስራ ስራ	44,449	42,262
ስራ ስራ ስራ ስራ ስራ ስራ ስራ	41,974	36,202
ስራ ስራ ስራ ስራ ስራ ስራ ስራ	34,140	46,491
ስራ ስራ ስራ ስራ ስራ ስራ ስራ ስራ ስራ ስራ ስራ ስራ ስራ ስራ	24,000	18,000
	5,450	-
	3,913	12,400
ስራ ስራ ስራ ስራ ስራ ስራ ስራ	15,224	-
ስራ ስራ ስራ ስራ ስራ ስራ ስራ	14,704	9,462
ስራ ስራ ስራ ስራ ስራ ስራ ስራ ስራ ስራ ስራ ስራ ስራ ስራ ስራ	14,432	10,535
ስራ ስራ ስራ ስራ ስራ ስራ ስራ ስራ	14,187	7,302
ስራ ስራ ስራ ስራ ስራ ስራ ስራ ስራ ስራ ስራ ስራ ስራ ስራ ስራ ስራ	12,233	5,795
ስራ ስራ ስራ ስራ ስራ ስራ ስራ ስራ	4,432	6,239
ስራ ስራ ስራ ስራ ስራ ስራ ስራ ስራ	6,502	10,432
	\$ 1,081,855	\$ 1,058,372
	\$ 1,081,855	\$ 1,058,372

መጽሐፍ ልዩ ልዩ ሰነድ

ገቢዎችና ገደብ ስርዓት

ጥቅምት 31, 1979-በደንበኞች

	<u>1979</u>	<u>1978</u>
ገቢዎች	\$ 281,153	\$ 115,915
ገደብ ስርዓት	125,284	35,506
ገቢዎች	101,534	57,046
ገቢዎች	6,608	23,297
	<u>\$ 514,579</u>	<u>\$ 231,764</u>