

LEGISLATIVE ASSEMBLY OF THE
NORTHWEST TERRITORIES
9TH ASSEMBLY, 4TH SESSION

TABLED DOCUMENT NO. 18-81 (1)

TABLED ON FEBRUARY 18, 1981

Tabled Document No. 18-81(1)
Tabled 18-2-81

SPATIAL PRICE SURVEY


Yellowknife – Edmonton
June 1980



SPATIAL PRICE SURVEY

YELLOWKNIFE - EDMONTON

JUNE 1980



BUREAU OF STATISTICS
GOVERNMENT OF THE NORTHWEST TERRITORIES
DECEMBER 1980

**Spatial Price Survey
Yellowknife-Edmonton, June 1980**

**Copies available at \$3.50
ISBN-0228-7307**

**Published by the:
Department of Information
Government of the Northwest Territories
Yellowknife, Northwest Territories, X1A 2L9**

December 1980

FOREWORD

During June 1980 the Bureau of Statistics, Government of the Northwest Territories in conjunction with the Economic Research and Planning Unit of the Government of Yukon conducted a spatial price survey in Yellowknife and Edmonton. The results of this survey are presented in the following report.

This survey was made possible through the co-operation and assistance of the business communities and Consumer Associations of Yellowknife and Edmonton. We would also like to acknowledge the assistance provided by Statistics Canada's Prices Division in the planning of this survey.

Any questions regarding results or methodology should be directed to:

Glenn Grant
Bureau of Statistics
Government of the Northwest Territories
Yellowknife, N.W.T.
X1A 2L9

Phone: (403) 873-7591

Copies of this report are available from:

Chief, Publications and Production
Department of Information
Government of the Northwest Territories
P.O. Box 1320
Yellowknife, N.W.T.
X1A 2L9

TABLE OF CONTENTS

	Page
LIST OF TABLES	vii
LIST OF FIGURES	vii
PREAMBLE	1
DEFINITIONS	1
Price	1
Weight	1
Relative	2
Price Index	2
METHODOLOGICAL CONSIDERATIONS	3
Price Comparison	3
Item Selection	3
Store Selection	4
Consumer Behaviour	4
Choice of Weights	4
Imputation	5
HIGHLIGHTS	9
ALL ITEMS	9
FOOD	13
HOUSING	14
CLOTHING	15
TRANSPORTATION	15
HEALTH AND PERSONAL CARE	16
RECREATION, READING AND EDUCATION	17
TOBACCO AND ALCOHOL	18
APPENDIXES	
A. PRICE RELATIVES	21
B. ITEM SPECIFICATION	35
C. ITEM WEIGHTS	43
D. COMMODITIES COMPARED AND PRICE QUOTES	57

LIST OF TABLES

Table	Page
1. PRICE INDEXES AND WEIGHTS, by Component Yellowknife, June 1980	11
2. PRICE INDEXES, Yellowknife, June 1980	
Food	12
Housing	14
Clothing	15
Transportation	15
Health and Personal Care	16
Recreation, Reading and Education	17
Tobacco and Alcohol	18
A1 PRICE RELATIVES, All Items Yellowknife, June 1980	21
C1 ITEM DESCRIPTION AND WEIGHT, All Items Yellowknife, June 1980	43
D1 COMMODITIES COMPARED AND PRICE QUOTES, by Category Yellowknife - Edmonton, June 1980	57

LIST OF FIGURES

Figure	Page
1. DISTRIBUTION OF WEIGHTS, by Component Yellowknife, June 1980	10
2. PRICE INDEXES, by Component Yellowknife, June 1980	10
3. PRICE INDEXES, by Food Sub-Component Yellowknife, June 1980	12
4. PRICE INDEXES, Food for Home Consumption Yellowknife, June 1980	13

PREAMBLE

In its simplest expression a spatial price survey compares average consumer price levels of one geographic center with those of another. Conceptually the process is not complex: Retail prices of identical items in two centres are compared to compute price ratios (relatives). These price relatives are then combined to determine overall price differences. In this calculation, each item is weighted according to its percentage of an average household's total expenditure on consumer goods and services. The resulting price relative is expressed as an index number for one city (Yellowknife) where the index for the base city (Edmonton) equals 100.

A. Definitions

Price: - prevailing retail price of a good or service collected in Yellowknife or Edmonton during the survey period June 2 to 13, 1980.

- to ensure valid spatial price comparisons, analysis was limited to goods and services possessing identical model numbers or other distinguishing features.

- sale prices were included as prevailing retail prices. Their inclusion reflects the mix of sale and regular priced items experienced over the long term.

Weight: - household expenditure for a given item expressed as a percentage of total expenditures for consumer goods and services. The more important an item is to the overall family budget the greater its weight and therefore the greater its contribution to the average price difference -- the aggregate statistic.

- weights used in the spatial price survey are those found in Statistics Canada's 1974 survey of consumer expenditures, adjusted for price movements from 1974 to 1980. In the absence of weights for Yellowknife, Edmonton values were adopted. Spatial comparisons reported in this survey therefore represent price differences in June 1980 that would be experienced by an average Edmonton household moving to Yellowknife and maintaining a 1974 Edmonton consumption pattern.
- results for the June 1980 survey are based on approximately 89% of the weights used in the calculation of the Consumer Price Index (C.P.I.) published by Statistics Canada. Major exclusions are "mortgage interest", "depreciation on dwellings", "expense of other owned accomodation" and "education". Methods for collecting comparable price information in these areas could not be developed within the time constraints of this survey.
- a full list of weights is provided in Appendix C.

Relative:

- at the item level, a relative refers to the ratio of prices observed in Yellowknife and Edmonton. These relatives are combined to form overall price differences and price relatives for various components of consumer expenditure.
- a list of relatives is provided in Appendix A.
- for presentation purposes price relatives have been expressed as index numbers rather than ratios.

Price Index:

- a price relative multiplied by 100.
- this calculation provides a spatial price index for Yellowknife for which the associated Edmonton value equals 100. For example, a spatial price index of 125.0 indicates Yellowknife price levels 25% higher than Edmonton.

B. Methodological Considerations

The following illustrates some methodological considerations that should be recognized when interpreting the survey results:

(i) Price Comparison:

- this survey makes price comparisons between Edmonton and Yellowknife for fixed quantities of goods and services.
- these comparisons do not necessarily reflect actual living cost differences as Yellowknife consumption for certain items may vary substantially from that of Edmonton. For example, quantity consumed has a large influence on overall expenditure differences for items such as automotive gasoline, home heating and electricity. In such cases, cost of living comparisons would incorporate consumption differences as well as price variations.

(ii) Item Selection:

- products priced were consumer goods and services available for sale in Yellowknife and Edmonton during the survey period. Purchases through mail, catalogue sales or personal shipment were excluded.
- product selection was based on popularity (volume sellers) in Yellowknife and availability in both cities.
- products selected for pricing tended to be major brands with the exception of certain store specific brands sold in Yellowknife.
- to be consistent with the requirement that product comparisons be identical, no brand or model substitution was permitted.

- (iii) Store Selection:
- store selection for Yellowknife included all major retail outlets selling surveyed items.
 - for Edmonton a representative sample of retail establishments was used. Stores selected provided a distribution by geographic area, size and type of operation.
 - certain Edmonton department and chain stores were included to permit the pricing of store specific brands available in Yellowknife.
- (iv) Consumer Behaviour:
- results of this survey reflect prices paid by the average consumer for goods and services in Yellowknife and Edmonton during the survey period.
 - certain types of consumer behaviour are not reflected in this procedure. For example:
 - buying in bulk
 - co-operative purchasing
 - exhaustive search for minimum price
 - stock piling sale items
 - suggested retail prices were used for products where prices are usually negotiated (eg. motor vehicles).
- (v) Choice of Weights:
- the weights used were those of the 1974 Edmonton Family Expenditure survey, adjusted to incorporate price changes from 1974 to 1980.
 - the 1974 Edmonton Expenditure survey weights represent the budget distribution for surveyed quantities of goods and services at prevailing 1974 prices.
 - the 1980 adjusted weights are the June 1980 budget distribution for an Edmonton household purchasing the same quantities of goods and services as they had in 1974, but at June 1980 prices.

(vi) Imputation:

- in certain cases, identical matches for items or services could not be achieved. In these instances, price relatives for the missing items were imputed from groups of similar items. Groupings were based on marketing factors such as: perishability, storage requirements, sales volume, transportation costs and other special handling requirements.

HIGHLIGHTS

HIGHLIGHTS

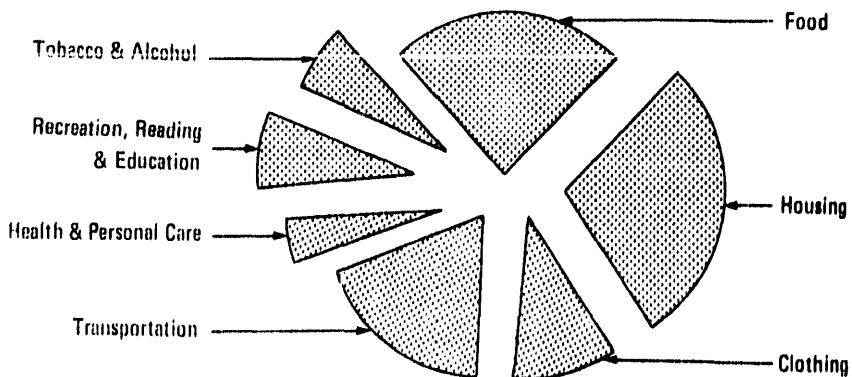
Survey results provide price comparisons between Edmonton and Yellowknife incorporating nearly 4,000 price quotes for over 650 consumer goods and services. These products are distributed over the seven components of consumer spending reported by Statistics Canada in its Consumer Price Index: "food"; "housing"; "clothing"; "transportation"; "health and personal care"; "recreation, reading and education"; and "tobacco and alcohol".

ALL ITEMS

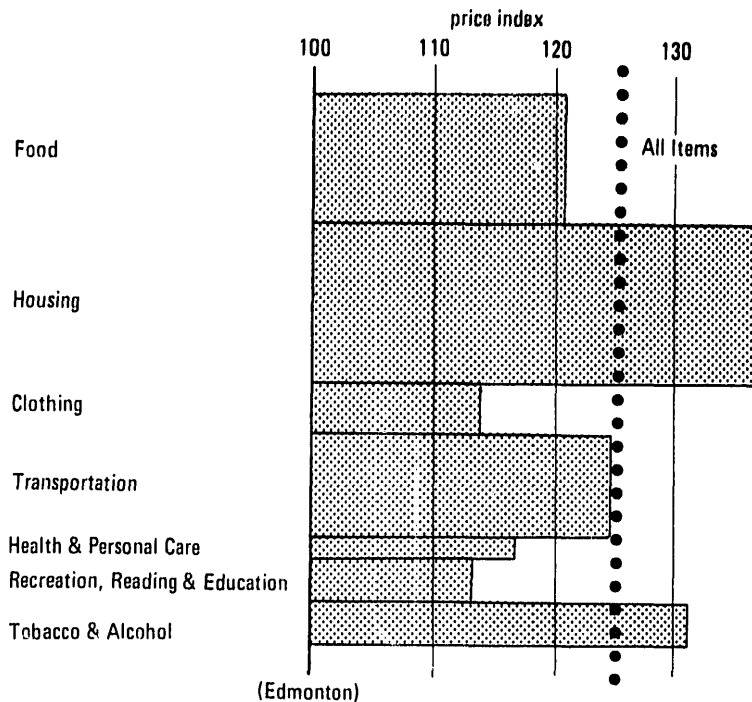
	Weight	Price Index
	(%)	(Edmonton = 100)
All Items	88.7	125.9
Food	21.6	121.3
Housing	24.8	137.8
Clothing	9.5	114.0
Transportation	16.6	126.7
Health and Personal Care	3.8	115.7
Recreation, Reading and Education	6.9	113.5
Tobacco and Alcohol	5.5	131.6

- for June 1980, average price levels were 26% higher in Yellowknife than in Edmonton. Thus, the purchasing power of an Edmonton dollar in Yellowknife is approximately 79 cents -- a sizeable reduction in consumer spending power.
- this price difference results primarily from higher indexes for "housing" (138), "transportation" (127) and "food" (121).
- the "tobacco and alcohol" component also exhibited a high price index (132), but its low weight (6%) limited its impact on overall price differences.
- lower price indexes were observed for "recreation, reading and education" (114); for "clothing" (114); and for "health and personal care" (116).

DISTRIBUTION OF WEIGHTS, by Component
Yellowknife, June 1980



PRICE INDEXES, by Component
Yellowknife, June 1980

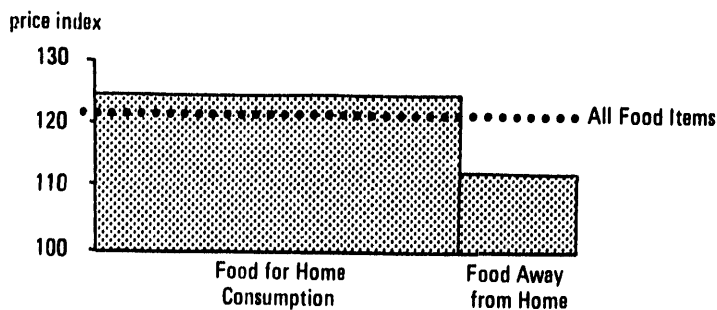


(Edmonton)

PRICE INDEXES AND WEIGHTS, by Component
Yellowknife, June 1980

	Weight	Price Index
	(\$)	(Edmonton = 100)
All Items	88.7	125.9
Food	21.6	121.3
Food for Home Consumption	16.3	124.0
Meat Poultry and Fish	5.8	125.1
Dairy Products and Eggs	2.6	133.6
Cereal and Bakery Products	1.8	115.7
Fruit and Vegetables	2.6	134.4
Food Away From Home	5.3	113.0
Housing	24.8	137.8
Shelter	10.7	137.3
Household Operation	7.5	161.1
Household Furnishing and Equipment	6.6	111.9
Clothing	9.5	114.0
Womens Wear	4.1	114.0
Girls Wear	0.5	110.2
Mens Wear	3.3	107.3
Boys Wear	0.4	105.1
Infant Wear	0.2	104.6
Clothing Material	1.1	140.3
Transportation	16.6	126.7
Private Transportation	14.7	117.2
Public Transportation	1.9	200.5
Health and Personal Care	3.8	115.7
Health Care	1.7	112.6
Personal Care	2.1	118.4
Recreation, Reading and Education	6.9	113.5
Recreation	6.2	115.2
Reading and Education	0.7	100.0
Tobacco and Alcohol	5.5	131.6
Tobacco Products	1.3	142.3
Alcohol	4.1	128.2

PRICE INDEXES, Food Component
 Yellowknife, June 1980

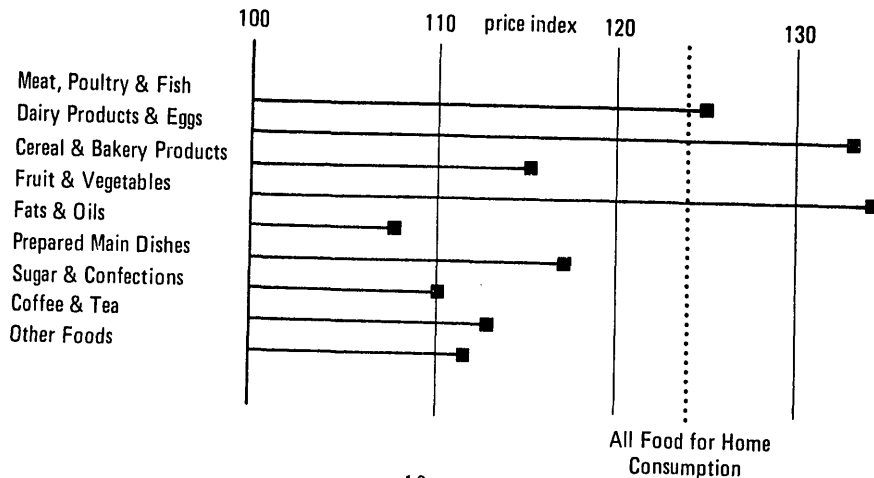


	Price Index
	(Edmonton = 100)
Food	121.3
Food for Home Consumption	124.0
Meat Poultry and Fish	125.1
Beef	135.5
Pork	107.6
Other Meats	109.3
Poultry	115.9
Fish	122.2
Dairy Products and Eggs	133.6
Dairy Products	135.6
Eggs	118.5
Cereal and Bakery Products	115.7
Cereal Products	114.4
Bakery Products	116.1
Fruit and Vegetables	134.4
Fresh Fruit	125.9
Processed Fruit	125.9
Fresh Vegetables	159.7
Processed Vegetables	119.0
Fats and Oils	107.7
Prepared Main Dishes	118.1
Sugar and Confections	110.4
Coffee and Tea	112.7
Other Foods	111.7
Food Away from Home Consumed Locally	113.0

FOOD

- for June 1980, food prices in Yellowknife were 21% higher than those in Edmonton. Retail prices for "food for home consumption" (124) were higher than those experienced for "food consumed away from home" - restaurant meals (113).
- retail food prices for home consumption were 24% higher in Yellowknife. The overriding factor was the price of perishable items.
- fruit and vegetable prices were 34% higher in Yellowknife, resulting primarily from large differences for "fresh vegetables" (160), "fresh fruit" (126) and "processed fruit" (126).
- higher prices for "dairy products" (136) especially those of "fresh milk" (152 to 156) yielded prices 34% higher for "dairy products and eggs."
- 25% higher prices for "meat, poultry and fish products" resulted from higher prices for "beef" (135) and relatively lower price differences for "pork" (108) and "poultry" (116).
- among remaining major food categories, price levels ranged from 8 to 18% higher than those of Edmonton.

PRICE INDEXES, Food for Home Consumption Yellowknife, June 1980



HOUSING

	Price Index
	(Edmonton = 100)
Housing	137.8
Shelter	137.3
Rented Accomodation	127.3
Owned Accommodation	153.5
Household Operation	161.1
Water, Fuel and Electricity	238.9
Communications	117.3
Household Services	117.0
Household Cleaning Supplies	112.7
Household Furnishing and Equipment	111.9
Furniture	110.3
Major Household Appliances	109.5
Small Electric Appliances	108.2
Non-Electric Equipment	117.7
Tools and Outdoor Equipment	103.4

- prices associated with "housing" were on average 38% higher in Yellowknife than Edmonton.

- prices for "shelter", including items such as rent, taxes, insurance and maintenance, were 37% higher. (It should be noted that "mortgage interest", "depreciation on dwellings" and "expense of other owned accommodation" were not priced.)

- prices related to apartment rentals were 27% higher.

- a contributing factor to higher prices for "owned accommodation" (154) was the municipal tax rate in Yellowknife (169).

- prices for "household operation" were the highest within the housing component.

- this price difference resulted primarily from high costs for "water, fuel and electricity" (239).

- Yellowknife prices for "household furnishing and equipment" were 12% higher than Edmonton.

CLOTHING

	Price Index
	(Edmonton = 100)
Clothing	114.0
Womens Wear	114.0
Girls Wear	110.2
Mens Wear	107.3
Boys Wear	105.1
Infant Wear	104.6
Clothing Material	140.3

- on average, retail prices for "clothing" were 14% higher than Edmonton.
- although indexes have been provided for groupings within the "clothing" component, the reader should be cautioned on the use of figures other than the total clothing index. For lower levels, survey data did not provide sufficient numbers of product matches for reliable estimates.

TRANSPORTATION

	Price Index
	(Edmonton = 100)
Transportation	126.7
Private Transportation	117.2
Auto and Truck Purchase	101.2
Auto and Truck Operation	133.5
Other Vehicle Purchase	102.2
Other Vehicle Operation	118.7
Rented Vehicles	123.1
Public Transportation	200.5
Local Transportation	274.3
Inter-City Transportation	167.0

the "transportation" index was on average 27% higher in Yellowknife than Edmonton.

- "private transportation" prices were 17% higher.
 - within this category, highest price differences were observed for automobile and truck operation (133), reflecting costs associated with gasoline and maintenance services.
- overall prices for "public transportation" were 101% higher in Yellowknife influenced by higher costs for taxi (195) and bus travel (300).
 - price differences for "inter-city transportation" were somewhat lower (167).

HEALTH AND PERSONAL CARE

	Price Index
	(Edmonton = 100)
Health and Personal Care	115.7
Health Care	112.6
Eye Care	102.0
Dental Care	115.3
Medical Supplies	112.9
Personal Care	118.4
Personal Care Services	114.8
Personal Care Supplies	121.1
Personal Care Appliances	120.4

- retail prices for "health and personal care" products and services were on average 16% higher in Yellowknife.
- prices for "health care" services were 2% to 15% higher in Yellowknife.
- higher costs for "personal care" (118), were largely a product of retail prices for "personal care supplies" and "personal care appliances" (121 and 120 respectively).

RECREATION, READING AND EDUCATION

	Price Index
	(Edmonton = 100)
Recreation, Reading and Education	113.5
Recreation	115.2
Home Entertainment	119.1
Admission to Entertainment	90.3
Home Recreation Equipment	118.7
Outdoor Equipment	128.3
Fees for Recreation Activities	159.8
Travel Expenses	108.5
Reading and Education	100.0
Reading	100.0

- on average, prices for goods and services associated with "recreation, reading and education" were 14% higher in Yellowknife.

- recreational products and activities were 15% higher in Yellowknife. Lower costs for admission to certain types of entertainment reduced this value, but the higher costs for equipment and activity fees prevailed.

- prices of reading materials, including paperbacks and magazines, were similar to those of Edmonton.

TOBACCO AND ALCOHOL

	Price Index
	(Edmonton = 100)
Tobacco and Alcohol	131.6
Tobacco Products	
Cigarettes	142.3
Cigars	143.4
	106.2
Alcohol	
Beer (Store)	128.2
Beer (Licensed Premises)	151.1
Liquor (Stores)	107.8
Liquor (Licensed Premises)	125.2
Wine (Store)	106.0
	158.2

- in June 1980, "tobacco and alcohol" prices were 32% higher in Yellowknife.

- highest index values were exhibited for "tobacco" (142).

- retail prices for alcohol were on average 28% higher in Yellowknife. Higher price relatives were experienced in alcohol purchased through the liquor control system. Considerably lower price relatives were recorded for alcohol consumed in licensed premises.

APPENDIX A

PRICE RELATIVES

PRICE RELATIVES, All Items
Yellowknife, June 1980

	Relative
	(Edmonton=1.00)
All Items	1.26
Food	1.21
Food for Home Consumption	1.24
Meat Poultry and Fish	1.25
Beef	1.35
Pork	1.08
Other Meats	1.09
Poultry	1.16
Fish	1.22
Dairy Products and Eggs	1.34
Dairy Products	1.36
Eggs	1.19
Cereal and Bakery Products	1.16
Cereal Products	1.14
Bakery Products	1.16
Fruit and Vegetables	1.34
Fresh Fruit	1.26
Processed Fruit	1.26
Fresh Vegetables	1.60
Processed Vegetables	1.19
Fats and Oils	1.08
Margarine	1.05
Shortening	1.08
Salad-Cooking Oil	1.12
Salad-Dressing	1.09
Prepared Main Dishes	1.18
Meat Dinners	1.21
Pasta-Based Dishes	1.16
Frozen Fish Specialties	1.17
Frozen Meat-Poultry Pies	1.21
Carry-Out Foods	1.19
Sugar and Confections	1.10
Sugar	1.17
Confections	1.00

PRICE RELATIVES, All Items
 Yellowknife, June 1980

	Relative
	(Edmonton=1.00)
Coffee and Tea	1.13
Regular Coffee	1.21
Instant Coffee	1.04
Tea Bags	1.08
Other Foods	1.12
Pickles	1.06
Catsup and Sauces	1.13
Honey and Syrup	1.09
Jam	1.02
Spices-Pepper	1.28
Canned Soup	1.19
Baby Food	1.04
Peanut Butter	1.19
Jelly Powder	1.11
Fruit Drink Crystals	1.25
Snack Food	1.09
Soft Drinks	1.07
Food Away From Home	1.13
Consumed Locally	1.13
Breakfasts	1.28
Lunches	1.04
Dinners	1.21
Snacks	1.09
Soft Drinks	1.13
Confections	1.15
All Other Food Away From Home	1.15
All Other Food	1.15
Housing	1.38
Shelter	1.37
Rented Accommodation	1.27
Rent	1.27
Tenant Repairs	1.39
Tenant Insurance	.95

PRICE RELATIVES, All Items
Yellowknife, June 1980

	Relative
	(Edmonton=1.00)
Owned Accommodation	1.54
Property Tax	1.69
Homeowner Insurance	1.19
Owner Repairs	1.39
Household Operation	1.61
Water, Fuel and Electricity	2.39
Water	3.20
Fuel Oil and Gas	2.53
Electricity	1.69
Communications	1.17
Local Telephone	1.13
Long Distance Telephone	1.27
Postage	1.00
Household Services	1.17
Daycare	1.22
Domestic Help	1.36
Servicing and Repair	1.00
Pet Care	1.18
Pet Food	1.11
Veterinarian Services	1.27
Household Cleaning Supplies	1.13
Detergent Powder	1.03
Liquid Detergent	1.20
Laundry Bleach	1.29
Fabric Softener	1.30
Floor and Furniture Wax	1.16
Scouring Powder	1.15
Food Wrap Paper and Plastic	1.14
Facial Tissue	1.14
Toilet Paper	1.18
Kitchen Paper Products	1.14
Plastic Garbage Bags	1.17
Plastic Food Wrap	1.22
Foil Wrap	1.00
Stationary	1.14

PRICE RELATIVES, All Items
lowknife, June 1980

	Relative
	(Edmonton=1.00)
Garden Supplies	1.14
Nursery Stock	1.14
Other Household Supplies	1.04
Flowers	1.00
Light Bulbs	1.07
Household Furnishing	1.12
Furniture	1.10
Bedroom Set	.74
Living Room Tables	1.72
Dining Room Set	1.03
Dinette	.88
Sofa-Chair	1.12
Dual Purpose Sofa	1.10
Mattresses	1.26
Floor Coverings	1.09
Carpeting	1.10
Hard Surface	.84
Major Household Appliances	1.10
Vacuum Cleaners	1.04
Dishwashers	1.07
Refrigerators	1.11
Ranges	1.03
Washers	1.04
Dryers	1.26
Sewing Machines	1.25
Small Electric Appliances	1.08
Electric Fry Pan	1.09
Electric Food Mixer	1.06
Irons	1.10
Non-Electric Equipment	1.18
Metal Cookware	1.25
Glass Cookware	1.04
Tableware	1.14
Flatware	.89
Dinnerware	1.27

PRICE RELATIVES, All Items
 Yellowknife, June 1980

	Relative
	(Edmonton=1.00)
Household Textiles	1.01
Bed Sheets	.95
Bed Spreads	1.14
Towels	.93
Ready Made Drapes	1.01
Ready Made Curtains	1.01
Yard Goods-Slip Covers	1.10
Tools and Outdoor Equipment	1.03
Gas Lawn Mower	.99
Electric Lawn Mower	1.09
Garden Tools	1.02
Power Tools	1.01
Household Tools	1.17
Other Household Furnishings	1.43
Refuse Containers	1.47
Clock	1.19
Barbecue	1.68
Clothing	1.14
Womens Wear	1.14
Womens Coats	1.25
Winter	1.20
All Weather	1.75
Ski Jacket	1.20
Womens Dresses	1.18
Daytime	1.18
Evening	1.18
Womens Sportswear	1.14
Pants	1.18
Skirts	1.18
Sweaters	1.18
Blouses	1.07
Pantsuits	1.18
Playwear	.88
Womens Hosiery and Lingerie	1.07
Panty Hose	1.00
Slips	1.25
Briefs	1.41
Nightgowns	1.11
Robes	1.00
Brassieres	.96

PRICE RELATIVES, All Items
Yellowknife, June 1980

	Relative
	(Edmonton=1.00)
Womens Accessories	
Gloves-Winter	1.11
Gloves-Summer	1.02
Handbags	.99
Watches	1.04
Jewellery	1.16
Womens Footwear	
Dress Shoes	1.05
Casual Shoes	.99
Snowboots	1.21
Girls Wear	1.10
Girls Coats	
Winter	1.20
All Weather	1.20
Girls Dresses	
Dresses	1.16
Girls Sportswear	
Pants	1.16
Sweaters	1.08
Jackets	1.01
Girls Hosiery and Lingerie	
Socks	1.18
Underwear	1.16
Pyjamas	1.09
Girls Footwear	
Street Shoes	1.11
Snowboots	1.10
Mens Wear	1.10
Mens Coats	
Overcoats	1.07
Parkas	1.03
Light Jackets	1.05
	1.00
	1.07

PRICE RELATIVES, All Items
Yellowknife, June 1980

	Relative
	(Edmonton=1.00)
Mens Suits	
Wool Suits	1.08
Sports Jackets	1.13
	1.00
Mens Pants	
Dress Pants	1.10
Casual Pants	.88
Jeans	1.18
	1.14
Mens Furnishings and Underwear	
Dress Shirts	1.01
Sports Shirts	.99
Sweaters	.88
Dress Socks	1.05
Sports Socks	1.06
Underwear	1.25
Pyjamas	1.09
Bathing Suits	.92
	1.05
Mens Accessories	
Gloves-Winter	1.06
Gloves-Summer	1.02
Belts and Wallets	1.02
Watches	1.05
	1.09
Mens Footwear	
Hiking Boots	1.19
Casual Shoes	1.24
Athletic Shoes	1.04
Dress Shoes	1.20
	1.22
Boys Wear	1.05
Boys Coats	
Ski Jackets	1.18
Lightweight Jackets	1.20
	1.13
Boys Suits and Pants	
Sports Jackets	1.08
Pants	1.00
Jeans	1.10
	1.07

PRICE RELATIVES, All Items
Yellowknife, June 1980

	Relative
	(Edmonton=1.00)
Boys Furnishings and Underwear	1.02
Sports Shirts-Woven	.89
Sports Shirts-Knitted	.78
Underwear	1.22
Boys Footwear	1.01
Casual Shoes	1.10
Athletic Shoes	.82
Snowboots	1.10
Infant Wear	1.05
Infant Wear	1.05
Cloth Diapers	1.03
Disposable Diapers	1.13
Sleepers	.95
Clothing Material	1.40
Piece Goods	1.24
Cotton Print	1.63
Gabardine	1.05
Wool and Mixtures	1.05
Linings	1.28
Notions	.76
Clothing Services	1.49
Laundry Sent Out	1.17
Cleaning Sent Out	1.00
Coin Operated	3.20
Shoe Repairs	.73
Transportation	1.27
Private Transportation	1.17
Auto and Truck Purchase	1.01
Auto	1.00
Truck	1.08
Auto and Truck Operation	1.33
Gasoline	1.54
Tires	1.17
Batteries	1.17
Oil	1.16
Maintenance-Repairs	1.14
Body Maintenance	1.05

PRICE RELATIVES, All Items
Yellowknife, June 1980

	Relative
	(Edmonton=1.00)
Repair Parts	1.17
Vehicle Insurance	1.36
Registration Fee	1.06
Parking	.17
Other Vehicle Purchase	1.02
Motorcycle	1.02
Other Vehicle Operation	1.19
Gas	1.19
Rented Vehicles	1.23
Car Rentals	1.23
Public Transportation	2.01
Local Transportation	2.74
Local Transit	3.00
Taxi Service	1.95
Inter-City Transportation	1.67
Air	1.67
Health and Personal Care	1.16
Health Care	1.13
Eye Care	1.02
Eye Glasses	1.02
Dental Care	1.15
Dental Work	1.14
Denture Work	1.26
Medical Supplies	1.13
Prescribed Medicines	1.10
Non-Prescribed Medicines	1.18
Bandages	1.24
Personal Care	1.18
Personal Care Services	1.15
Mens Hairstyling	1.20
Womens Shampoo-Set	1.09

PRICE RELATIVES, All Items
Yellowknife, June 1980

	Relative
	(Edmonton=1.00)
Personal Care Supplies	1.21
Hair Preparation	1.13
Shampoos	1.35
Home Permanents and Color	1.66
Colognes	1.21
Cosmetics	1.07
Lotions	1.14
Toothpaste	1.32
Personal Deodorants	1.20
Shaving Cream	1.32
Soap	1.11
Razor Blades	1.06
Tooth Brushes	1.18
Sanitary Supplies	.93
Personal Care Appliances	1.20
Hair Dryers	1.21
Curling Iron	1.20
Recreation, Reading and Education	1.14
Recreation	1.15
Home Entertainment	1.19
Radio-Phono	1.13
Stereo Components	1.13
B-W Television	1.06
Colour Television	.90
Phono Records	1.12
TV Repairs	1.36
Cablevision	1.91
Admission to Entertainment	.90
Admission to Movies	.90
Home Recreation Equipment	1.19
Toys	.94
Games	1.17
Cameras	1.24
Films	1.33
Outdoor Equipment	1.28
Bicycle Purchase	1.28
Camping	1.25
Ski	1.28
Tennis	1.26
Fishing	1.34
Boats	1.28
Outboard Motors	1.28
Personal Floatation Devices	1.27

PRICE RELATIVES, All Items
Yellowknife, June 1980

	Relative
	(Edmonton=1.00)
Fees for Activities	1.60
Bowling	1.72
Skating	1.14
Travel Expenses	1.09
Hotels	1.00
Motels	1.00
Trailers	1.03
Packaged Trips	1.31
All Other Travel Expenses	1.00
Reading and Education	1.00
Reading	1.00
Newspapers	1.00
Subscriptions	1.00
Single Copy Magazines	1.00
Paperbacks	1.00
Tobacco and Alcohol	1.32
Tobacco	1.42
Tobacco Products	1.42
Cigarettes	1.43
Cigars	1.06
Alcohol	1.28
Alcoholic Beverages	1.28
Beer-Stores	1.51
Beer-Licenced Premises	1.08
Liquor-Stores	1.25
Liquor-Licenced Premises	1.06
Wine-Store	1.58

APPENDIX B

ITEM SPECIFICATION

ITEM SPECIFICATION

FOOD

Food for Home Consumption:

- all items were priced in major food outlets in Yellowknife and Edmonton; convenience and low volume establishments were excluded from the survey.
- regular, and where found, sale prices were used.

Food Away from Home:

- spatial comparisons refer to prices on a selection of single item orders sold in family restaurants.

HOUSING

Shelter:

- rental values refer to monthly market rents on 2 bedroom apartments possessing comparable physical attributes and amenities in both cities.
- comparison of property taxes refers to mill rate: assessment procedures for Edmonton and Yellowknife are based on the same standards.
- mortgage interest and depreciation were not included in the survey as appropriate methodology was not available.

Household Operation:

- price indexes for water, fuel and electricity represent comparisons based upon consumption of identical quantities in both centers, and therefore are not cost of living comparisons. In general the procedure for calculating price was as follows:

- (i) average consumption by month and associated yearly totals were determined for Edmonton during 1979-80;
 - (ii) rate structures for June 1980 were applied to determine an average bill for each city by month;
 - (iii) monthly bills were then summed to yield a yearly total bill for each center; and
 - (iv) yearly total bills were then divided by consumption to determine final unit price.
- prices of water and electricity therefore refer to unit costs in both centers based on Edmonton consumption patterns.
- price of fuel refers to the price of fuel oil in Yellowknife and the unit cost of gas in Edmonton, equated by BTU content.
- it should be noted that natural gas is used for purposes other than home heating by Edmonton households.
- prices for long distance phone calls refer to the average cost of a 3 minute evening call to various Canadian cities.

Household Furnishing and Equipment:

- all price comparisons are for identical consumer goods and services.

CLOTHING

- price comparisons for clothing were based on identical items and related services.
- the variety, labelling and marketing of clothing articles reduced substantially identical matches achieved for this component. The reader is therefore cautioned regarding price comparisons other than the total index for clothing.

TRANSPORTATION

Private Transportation:

- prices of automobiles, motorcycles, and trucks refer to the suggested retail price, as negotiated prices could not be reliably obtained.
- automobile and truck operation include retail prices of goods and services required in the operation of these vehicles. Price quotes were obtained from gas stations, hardware stores and retail automotive suppliers.

Public Transportation:

- prices for taxi service were based on the first mile travelled, while prices for bus travel included both adult and student fares.
- price of inter-city transportation refers to total airfare for a fixed set of destinations. Destinations selected were based upon frequency of travel from Edmonton.

HEALTH AND PERSONAL CARE

Health Care:

- prices for similar services by health professionals (eye care and dental work) were evaluated in both cities.
- medical supplies refers to retail prices for prescribed and non-prescribed medicines purchased in drug and department stores.

Personal Care:

- .. comparable personal care services, including hairstyling and hair care were priced.
- personal care supplies and appliances were priced in drug, hardware, grocery and department stores.

RECREATION, READING AND EDUCATION

Recreation:

- identical stereo and television equipment, accessories and servicing were priced in specialty and department stores.
- cable television includes price of installation and monthly connection for a 24 month period.
- home recreation and outdoor equipment involved comparisons of a sample of identical consumer items representative of these classifications.
- prices for hotel and motel accommodation were assumed equal. Persons do not generally purchase these services in their own city for travel purposes.
- prices for packaged holiday trips refer to the average price for a set of holiday destinations weighted by frequency of travel from Edmonton. These packages include airfare and 1-2 weeks accommodation.

Reading and Education:

- price comparisons refer to paperback novels, newspapers and magazines.

TOBACCO AND ALCOHOL

Tobacco Products:

- prices are those collected from drug, grocery and department stores for popular brands of cigarettes and cigars.

Alcohol Beverages:

- prices are list prices for wine, beer and liquor sold in stores and for beer and liquor sold in similar licensed premises.

APPENDIX C

ITEM WEIGHTS

ITEM DESCRIPTION AND WEIGHT, All Items
Yellowknife, June 1980

	<u>Weight</u>
All Items	88.71
Food	21.61
Food for Home Consumption	16.35
Meat Poultry and Fish	5.76
Beef	3.22
Pork	1.00
Other Meats	.62
Poultry	.59
Fish	.33
Dairy Products and Eggs	2.64
Dairy Products	2.34
Eggs	.30
Cereal and Bakery Products	1.81
Cereal Products	.47
Bakery Products	1.34
Fruit and Vegetables	2.60
Fresh Fruit	.97
Processed Fruit	.47
Fresh Vegetables	.74
Processed Vegetables	.42
Fats and Oils	.36
Margarine	.16
Shortening	.04
Salad-Cooking Oil	.09
Salad-Dressing	.07
Prepared Main Dishes	.32
Meat Dinners	.03
Pasta-Based Dishes	.10
Frozen Fish Specialties	.05
Frozen Meat-Poultry Pies	.05
Carry-Out Foods	.09
Sugar and Confections	.64
Sugar	.39
Confections	.25

ITEM DESCRIPTION AND WEIGHT, All Items
 Yellowknife, June 1980

	Weight
Coffee and Tea	.53
Regular Coffee	.25
Instant Coffee	.18
Tea Bags	.10
Other Foods	1.69
Pickles	.11
Catsup and Sauces	.13
Honey and Syrup	.08
Jam	.09
Spices-Pepper	.10
Canned Soup	.19
Baby Food	.09
Peanut Butter	.08
Jelly Powder	.06
Fruit Drink Crystals	.10
Snack Food	.20
Soft Drinks	.44
Food Away From Home	5.26
Consumed Locally	4.19
Breakfasts	.16
Lunches	1.95
Dinners	1.70
Snacks	.23
Soft Drinks	.08
Confections	.07
All Other Food Away From Home	1.07
All Other Food	1.07
Housing	24.79
Shelter	10.70
Rented Accommodation	6.63
Rent	6.55
Tenant Repairs	.05
Tenant Insurance	.03

ITEM DESCRIPTION AND WEIGHT. All Items
Yellowknife, June 1980

	Weight
Owned Accommodation	4.07
Property Tax	2.17
Homeowner Insurance	.31
Owner Repairs	1.59
Household Operation	7.50
Water, Fuel and Electricity	2.78
Water	.63
Fuel Oil and Gas	1.17
Electricity	.97
Communications	1.26
Local Telephone	.48
Long Distance Telephone	.57
Postage	.21
Household Services	1.16
Daycare	.67
Domestic Help	.15
Servicing and Repair	.35
Pet Care	.37
Pet Food	.23
Veterinarian Services	.14
Household Cleaning Supplies	.75
Detergent Powder	.34
Liquid Detergent	.14
Laundry Bleach	.05
Fabric Softener	.05
Floor and Furniture Wax	.08
Scouring Powder	.10
Food Wrap Paper and Plastic	.80
Facial Tissue	.12
Toilet Paper	.22
Kitchen Paper Products	.15
Plastic Garbage Bags	.07
Plastic Food Wrap	.03
Foil Wrap	.07
Stationary	.15

DESCRIPTION AND WEIGHT, All Items
Pistolknife, June 1980

	Weight
Garden Supplies	
Nursery Stock	.18
	.18
Other Household Supplies	
Flowers	.20
Light Bulbs	.09
	.11
Household Furnishing	6.59
Furniture	2.42
Bedroom Set	.58
Living Room Tables	.33
Dining Room Set	.28
Dinette	.09
Sofa-Chair	.91
Dual Purpose Sofa	.02
Mattresses	.20
Floor Coverings	
Carpeting	.57
Hard Surface	.55
	.02
Major Household Appliances	1.06
Vacuum Cleaners	.27
Dishwashers	.16
Refrigerators	.20
Ranges	.11
Washers	.11
Dryers	.07
Sewing Machines	.13
Small Electric Appliances	.12
Electric Fry Pan	.02
Electric Food Mixer	.05
Irons	.05
Non-Electric Equipment	.22
Metal Cookware	.14
Glass Cookware	.08
Tableware	.27
Flatware	.09
Dinnerware	.18

ITEM DESCRIPTION AND WEIGHT, All Items
Yellowknife, June 1980

	Weight
Household Textiles	.79
Bed Sheets	.15
Bed Spreads	.09
Towels	.07
Ready Made Drapes	.33
Ready Made Curtains	.08
Yard Goods-Slip Covers	.07
Tools and Outdoor Equipment	.53
Gas Lawn Mower	.26
Electric Lawn Mower	.04
Garden Tools	.03
Power Tools	.11
Household Tools	.09
Other Household Furnishings	.62
Refuse Containers	.01
Clock	.31
Barbecue	.31
Clothing	9.50
Womens Wear	4.07
Womens Coats	.74
Winter	.34
All Weather	.07
Ski Jacket	.32
Womens Dresses	.46
Daytime	.22
Evening	.24
Womens Sportswear	1.05
Pants	.27
Skirts	.05
Sweaters	.16
Blouses	.19
Pantsuits	.32
Playwear	.06
Womens Hosiery and Lingerie	.59
Panty Hose	.19
Slips	.03
Briefs	.08
Nightgowns	.06
Robes	.07
Brassieres	.16

ITEM DESCRIPTION AND WEIGHT, All Items
Yellowknife, June 1980

	Weight
Womens Accessories	
Gloves-Winter	.70
Gloves-Summer	.02
Handbags	.02
Watches	.13
Jewellery	.06
	.48
Womens Footwear	
Dress Shoes	.53
Casual Shoes	.32
Snowboots	.11
	.10
Girls Wear	.48
Girls Coats	
Winter	.04
All Weather	.04
	.00
Girls Dresses	
Dresses	.03
	.03
Girls Sportswear	
Pants	.20
Sweaters	.11
Jackets	.06
	.03
Girls Hosiery and Lingerie	
Socks	.08
Underwear	.02
Pyjamas	.04
	.02
Girls Footwear	
Street Shoes	.14
Snowboots	.05
	.09
Mens Wear	3.27
Mens Coats	
Overcoats	.44
Parkas	.16
Light Jackets	.21
	.07

ITEM DESCRIPTION AND WEIGHT, All Items
Yellowknife, June 1980

	Weight
Mens Suits	.58
Wool Suits	.37
Sports Jackets	.21
Mens Pants	.55
Dress Pants	.11
Casual Pants	.17
Jeans	.28
Mens Furnishings and Underwear	.77
Dress Shirts	.24
Sports Shirts	.16
Sweaters	.10
Dress Socks	.08
Sports Socks	.04
Underwear	.10
Pyjamas	.05
Bathing Suits	.02
Mens Accessories	.44
Gloves-Winter	.07
Gloves-Summer	.07
Belts and Wallets	.09
Watches	.21
Mens Footwear	.48
Hiking Boots	.20
Casual Shoes	.09
Athletic Shoes	.12
Dress Shoes	.06
Boys Wear	.43
Boys Coats	.05
Ski Jackets	.04
Lightweight Jackets	.01
Boys Suits and Pants	.11
Sports Jackets	.00
Pants	.02
Jeans	.09

ITEM DESCRIPTION AND WEIGHT, All Items
Yellowknife, June 1980

	Weight
Boys Furnishings and Underwear	.13
Sports Shirts-Woven	.03
Sports Shirts-Knitted	.04
Underwear	.06
Boys Footwear	.13
Casual Shoes	.06
Athletic Shoes	.04
Snowboots	.02
Infant Wear	.16
Infant Wear	.16
Cloth Diapers	.03
Disposable Diapers	.07
Sleepers	.06
Clothing Material	1.09
Piece Goods	.37
Cotton Print	.16
Gabardine	.06
Wool and Mixtures	.02
Linings	.02
Notions	.11
Clothing Services	.72
Laundry Sent Out	.04
Cleaning Sent Out	.45
Coin Operated	.16
Shoe Repairs	.06
Transportation	16.63
Private Transportation	14.73
Auto and Truck Purchase	7.19
Auto	5.93
Truck	1.26
Auto and Truck Operation	7.05
Gasoline	3.02
Tires	.46
Batteries	.10
Oil	.29
Maintenance-Repairs	.98
Body Maintenance	.11

ITEM DESCRIPTION AND WEIGHT, All Items
Yellowknife, June 1980

	Weight
Repair Parts	.10
Vehicle Insurance	1.64
Registration Fee	.14
Parking	.21
Other Vehicle Purchase	.10
Motorcycle	.10
Other Vehicle Operation	.23
Gas	.23
Rented Vehicles	.16
Car Rentals	.16
Public Transportation	1.91
Local Transportation	.60
Local Transit	.45
Taxi Service	.15
Inter-City Transportation	1.31
Air	1.31
Health and Personal Care	3.80
Health Care	1.73
Eye Care	.26
Eye Glasses	.26
Dental Care	.93
Dental Work	.82
Denture Work	.12
Medical Supplies	.54
Prescribed Medicines	.37
Non-Prescribed Medicines	.13
Bandages	.03
Personal Care	2.07
Personal Care Services	.87
Mens Hairstyling	.43
Womens Shampoo-Set	.44

ITEM DESCRIPTION AND WEIGHT, All Items
 Yellowknife, June 1980

	Weight
Personal Care Supplies	1.13
Hair Preparation	.05
Shampoos	.18
Home Permanents and Color	.04
Colognes	.07
Cosmetics	.04
Lotions	.08
Toothpaste	.18
Personal Deodorants	.10
Shaving Cream	.08
Soap	.13
Razor Blades	.06
Tooth Brushes	.02
Sanitary Supplies	.11
Personal Care Appliances	.07
Hair Dryers	.03
Curling Iron	.03
Recreation, Reading and Education	6.91
Recreation	6.17
Home Entertainment	1.42
Radio-Phono	.06
Stereo Components	.25
B-W Television	.05
Colour Television	.49
Phono Records	.21
TV Repairs	.14
Cablevision	.22
Admission to Entertainment	.68
Admission to Movies	.68
Home Recreation Equipment	.75
Toys	.21
Games	.12
Cameras	.11
Films	.31
Outdoor Equipment	.93
Bicycle Purchase	.17
Camping	.11
Ski	.16
Tennis	.08
Fishing	.13
Boats	.06
Outboard Motors	.10
Personal Floation Devices	.11

ITEM DESCRIPTION AND WEIGHT, All Items
Yellowknife, June 1980

	Weight
Fees for Activities	
Bowling	.24
Skating	.19
	.05
Travel Expenses	2.15
Hotels	.31
Motels	.12
Trailers	.49
Packaged Trips	.55
All Other Travel Expenses	.68
Reading and Education	.74
Reading	.74
Newspapers	.33
Subscriptions	.11
Single Copy Magazines	.15
Paperbacks	.16
Tobacco and Alcohol	5.46
Tobacco	1.33
Tobacco Products	1.33
Cigarettes	1.29
Cigars	.04
Alcohol	4.13
Alcoholic Beverages	4.13
Beer-Stores	.83
Beer-Licenced Premises	.76
Liquor-Stores	1.29
Liquor-Licenced Premises	.71
Wine-Store	.53

APPENDIX D

COMMODITIES AND PRICE QUOTES

PRODUCT COMPARISONS, by Category
 Yellowknife - Edmonton, June 1980

	Commodity Comparisons	Price Quotes		
		YK	EDM	Total
All Items	664	1103	2741	3844
Food	258	475	1604	2079
Food for Home Consumption	238	397	1512	1909
Food Away From Home	20	78	92	170
Housing	131	183	393	576
Shelter	8	24	27	51
Household Operation	55	79	264	343
Household Furnishing	68	80	102	182
Clothing	123	147	216	363
Womens Wear	44	49	69	118
Girls Wear	9	9	18	27
Mens Wear	49	64	72	136
Boys Wear	8	8	15	23
Infant Wear	5	5	13	18
Clothing Material	8	12	29	41
Transportation	31	49	81	130
Private Transportation	23	41	73	114
Public Transportation	8	8	8	16
Health and Personal Care	53	115	279	394
Health Care	10	26	65	91
Personal Care	43	89	214	303
Recreation, Reading and Education	59	101	140	241
Recreation	54	83	125	208
Reading and Education	5	18	15	33
Tobacco and Alcohol	9	33	28	61
Tobacco	4	18	13	31
Alcohol	5	15	15	30

SPATIAL PRICE SURVEY

ᐃᑭᑦᑲᑦ ᑲᐃᑦᑲᑦᑲᑦ

ᑲᑲᑦᑲᑦ-ᐃᐃᑦᑲᑦᑲᑦ

ᑲᑲ 1980

