

TABLED DOCUMENT NO. 89-1249 ISSUED ON 12/11/94


1993-94 F. 49 J. 4  
D. P. 4 C. 4 J. 4 F. 4 C. 4 J. 4



Arctic College  
Delta Kappa Epsilon



## Partners in Learning



**Arctic College**  
Annual Report 1993-1994







21	ᐱᓐᓂᐸᓐᓂᐸᓐᓂᐸᓐᓂᐸᓐᓂᐸ
20	ᐱᓐᓂᐸᓐᓂᐸᓐᓂᐸᓐᓂᐸᓐᓂᐸ
17	ᐱᓐᓂᐸᓐᓂᐸᓐᓂᐸᓐᓂᐸᓐᓂᐸ
14	ᐱᓐᓂᐸᓐᓂᐸᓐᓂᐸᓐᓂᐸᓐᓂᐸ
13	ᐱᓐᓂᐸᓐᓂᐸᓐᓂᐸᓐᓂᐸᓐᓂᐸ
10	ᐱᓐᓂᐸᓐᓂᐸᓐᓂᐸᓐᓂᐸᓐᓂᐸ
8	ᐱᓐᓂᐸᓐᓂᐸᓐᓂᐸᓐᓂᐸᓐᓂᐸ
6	ᐱᓐᓂᐸᓐᓂᐸᓐᓂᐸᓐᓂᐸᓐᓂᐸ
4	ᐱᓐᓂᐸᓐᓂᐸᓐᓂᐸᓐᓂᐸᓐᓂᐸ
3	ᐱᓐᓂᐸᓐᓂᐸᓐᓂᐸᓐᓂᐸᓐᓂᐸ
2	ᐱᓐᓂᐸᓐᓂᐸᓐᓂᐸᓐᓂᐸᓐᓂᐸ



**Contents**

Introduction . . . . .	2
Letter of Transmittal . . . . .	3
Board of Governors Report . . . . .	4
President's Report . . . . .	6
Students . . . . .	7
Community Partnerships . . . . .	10
National Recognition . . . . .	12
Towards the Future . . . . .	13
Program List . . . . .	16
Auditor's Report . . . . .	18
Financial Statements . . . . .	19

N.W.T.  
LEGISLATIVE LIBRARY  
NOV 17 1994  
Yellowknife, N.W.T.





























Learning is a cooperative venture for Arctic College students.

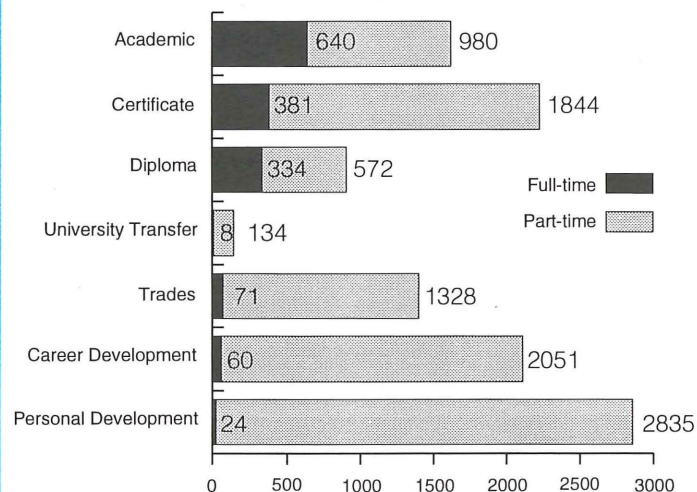
their studies. This high job placement rate shows the respect employers have for an Arctic College education, an important yardstick by which we measure our success.

Energetic, innovative, community-minded - Arctic College students are all these. As they work towards their own education goals, many students take the time to contribute to local communities through fundraising drives or public-awareness exercises.

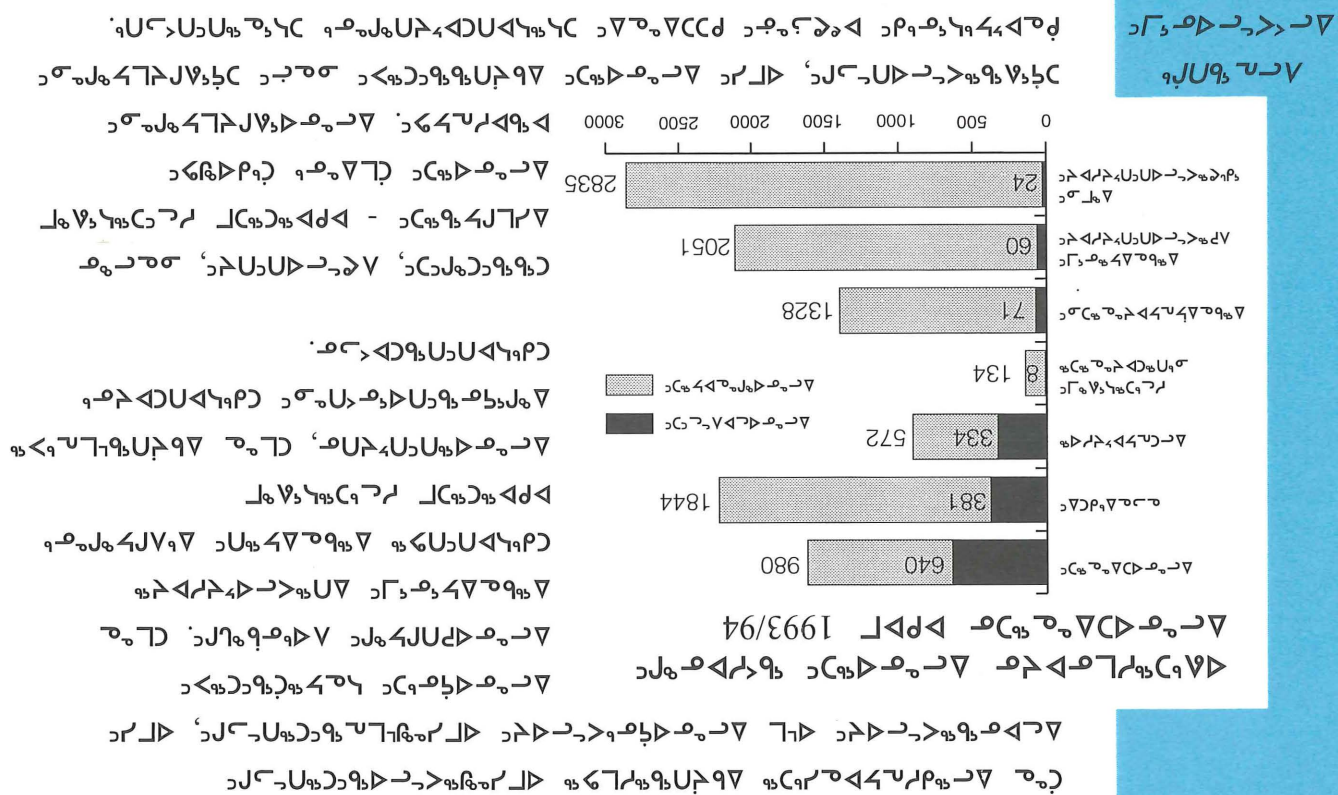
### Activity Highlights

The students of Kitikmeot Campus held their graduation May 19, 1994, for 29 students in four programs. The students helped coordinate the ceremony and arranged for guest speakers. The students were involved in holding dances for the youth, having a community feast and providing support for each other.

### Enrolments by Division for the Academic Year 1993/94



ABE students from Rankin Inlet developed a theatre group for AIDS information as a class project. They have received funding from Community Initiatives and

















































# Statement of Revenue and Expenditures and Changes in Fund Balances

for the year ended March 31, 1994  
(thousands of dollars)

	General Operating		Capital Assets		Special Operating		Total	
	1994	1993	1994	1993	1994	1993	1994	1993
<b>Revenue</b>								
Contributions (note 7)	\$ 28,585	\$ 27,329	\$ 1,152	\$ 724	\$ 636	\$ 616	\$ 30,373	\$ 28,669
Contract income					5,205	3,931	5,205	3,931
Investment income	507	531	17	21	122	124	646	676
Tuition fees	1,440	729			54	28	1,494	757
Room and board	859	685				16	859	701
Donations	72	92		93		21	72	206
Other	305	309			4	9	309	318
<b>Total Revenue</b>	<u>31,768</u>	<u>29,675</u>	<u>1,169</u>	<u>838</u>	<u>6,021</u>	<u>4,745</u>	<u>38,958</u>	<u>35,258</u>
<b>Expenditures</b>								
Salaries, wages and benefits	19,388	18,418			3,099	2,612	22,487	21,030
Physical plant	4,510	4,476				30	4,510	4,506
Contract services	3,065	2,353			763	527	3,828	2,880
Materials and supplies	1,942	1,478			495	337	2,437	1,815
Travel and transportation	1,098	921			638	541	1,736	1,462
Purchase of capital assets			1,330	1,279			1,330	1,279
Relocation of head office (note 8)	891		369				1,260	
Purchased services	940	767			165	84	1,105	851
Fees and payments	356	406			452	431	808	837
Contributions	260	214			15	17	275	231
<b>Total Expenditures</b>	<u>32,450</u>	<u>29,033</u>	<u>1,699</u>	<u>1,279</u>	<u>5,627</u>	<u>4,579</u>	<u>39,776</u>	<u>34,891</u>
<b>Excess (Deficiency) of Revenue</b>								
Over Expenditures	(682)	642	(530)	(441)	394	166	(818)	367
Balance at Beginning of Year	1,029	445	(70)	371	1,373	1,207	2,332	2,023
Net Appropriation to Reserves:								
Professional Development	(47)	(41)					(47)	(41)
Donation	4	(17)					4	(17)
<b>Balance at End of Year</b>	<u>\$ 304</u>	<u>\$ 1,029</u>	<u>\$ (600)</u>	<u>\$ (70)</u>	<u>\$ 1,767</u>	<u>\$ 1,373</u>	<u>\$ 1,471</u>	<u>\$ 2,332</u>

Partners in Learning

ᐱᓐᓂᓐᓂᓐ ᐱᓐᓂᓐᓂᓐ  
ᐱᓐᓂᓐᓂᓐ ᐱᓐᓂᓐᓂᓐ

ᐱᓐᓂᓐᓂᓐ ᐱᓐᓂᓐᓂᓐ  
ᐱᓐᓂᓐᓂᓐ ᐱᓐᓂᓐᓂᓐ

ᐱᓐᓂᓐᓂᓐ ᐱᓐᓂᓐᓂᓐ ᐱᓐᓂᓐᓂᓐ  
ᐱᓐᓂᓐᓂᓐ ᐱᓐᓂᓐᓂᓐ ᐱᓐᓂᓐᓂᓐ  
ᐱᓐᓂᓐᓂᓐ ᐱᓐᓂᓐᓂᓐ ᐱᓐᓂᓐᓂᓐ

ᐱᓐᓂᓐᓂᓐ ᐱᓐᓂᓐᓂᓐ ᐱᓐᓂᓐᓂᓐ ᐱᓐᓂᓐᓂᓐ  
ᐱᓐᓂᓐᓂᓐ ᐱᓐᓂᓐᓂᓐ ᐱᓐᓂᓐᓂᓐ ᐱᓐᓂᓐᓂᓐ  
ᐱᓐᓂᓐᓂᓐ ᐱᓐᓂᓐᓂᓐ ᐱᓐᓂᓐᓂᓐ ᐱᓐᓂᓐᓂᓐ  
ᐱᓐᓂᓐᓂᓐ ᐱᓐᓂᓐᓂᓐ ᐱᓐᓂᓐᓂᓐ ᐱᓐᓂᓐᓂᓐ

ᐱᓐᓂᓐᓂᓐ ᐱᓐᓂᓐᓂᓐ ᐱᓐᓂᓐᓂᓐ ᐱᓐᓂᓐᓂᓐ  
ᐱᓐᓂᓐᓂᓐ ᐱᓐᓂᓐᓂᓐ ᐱᓐᓂᓐᓂᓐ ᐱᓐᓂᓐᓂᓐ  
ᐱᓐᓂᓐᓂᓐ ᐱᓐᓂᓐᓂᓐ ᐱᓐᓂᓐᓂᓐ ᐱᓐᓂᓐᓂᓐ  
ᐱᓐᓂᓐᓂᓐ ᐱᓐᓂᓐᓂᓐ ᐱᓐᓂᓐᓂᓐ ᐱᓐᓂᓐᓂᓐ

ᐱᓐᓂᓐᓂᓐ ᐱᓐᓂᓐᓂᓐ ᐱᓐᓂᓐᓂᓐ ᐱᓐᓂᓐᓂᓐ  
ᐱᓐᓂᓐᓂᓐ ᐱᓐᓂᓐᓂᓐ ᐱᓐᓂᓐᓂᓐ ᐱᓐᓂᓐᓂᓐ  
ᐱᓐᓂᓐᓂᓐ ᐱᓐᓂᓐᓂᓐ ᐱᓐᓂᓐᓂᓐ ᐱᓐᓂᓐᓂᓐ  
ᐱᓐᓂᓐᓂᓐ ᐱᓐᓂᓐᓂᓐ ᐱᓐᓂᓐᓂᓐ ᐱᓐᓂᓐᓂᓐ

ᐱᓐᓂᓐᓂᓐ ᐱᓐᓂᓐᓂᓐ ᐱᓐᓂᓐᓂᓐ ᐱᓐᓂᓐᓂᓐ  
ᐱᓐᓂᓐᓂᓐ ᐱᓐᓂᓐᓂᓐ ᐱᓐᓂᓐᓂᓐ ᐱᓐᓂᓐᓂᓐ  
ᐱᓐᓂᓐᓂᓐ ᐱᓐᓂᓐᓂᓐ ᐱᓐᓂᓐᓂᓐ ᐱᓐᓂᓐᓂᓐ  
ᐱᓐᓂᓐᓂᓐ ᐱᓐᓂᓐᓂᓐ ᐱᓐᓂᓐᓂᓐ ᐱᓐᓂᓐᓂᓐ

ᐱᓐᓂᓐᓂᓐ ᐱᓐᓂᓐᓂᓐ ᐱᓐᓂᓐᓂᓐ ᐱᓐᓂᓐᓂᓐ  
ᐱᓐᓂᓐᓂᓐ ᐱᓐᓂᓐᓂᓐ ᐱᓐᓂᓐᓂᓐ ᐱᓐᓂᓐᓂᓐ

ᐱᓐᓂᓐᓂᓐ ᐱᓐᓂᓐᓂᓐ ᐱᓐᓂᓐᓂᓐ ᐱᓐᓂᓐᓂᓐ



אגודת חינוך ופיקוח  
בית דין

### Statement of Equity in Capital Assets

for the year ended March 31, 1994  
(thousands of dollars)

	1994	1993
Balancing at beginning of the year	\$ 5,706	\$ 4,427
Purchase of capital assets for the year	<u>1,699</u>	<u>1,279</u>
Balance at end of the year	<u>\$ 7,405</u>	<u>\$ 5,706</u>

### Statement of Professional Development Reserve

for the year ended March 31, 1994  
(thousands of dollars)

	1994	1993
Balance at beginning of the year	\$ 335	\$ 294
Appropriated from General Operating fund for services for the year	229	185
Returned to General Operating fund for year's charges	<u>(182)</u>	<u>(144)</u>
Net appropriation for the year	<u>47</u>	<u>41</u>
Balance at end of the year	<u>\$ 382</u>	<u>\$ 335</u>

### Statement of Donation Reserve

for the year ended March 31, 1994  
(thousands of dollars)

	1994	1993
Balance at beginning of the year	\$ 155	\$ 138
Donations for the year	72	206
Expenditures for the year	<u>(76)</u>	<u>(189)</u>
Net appropriation for the year	<u>(4)</u>	<u>17</u>
Balance at the end of the year	<u>\$ 151</u>	<u>\$ 155</u>

1994	1993
\$ 18,084	\$ 18,431
490	533
155	151
335	382
<u>2,332</u>	<u>1,471</u>
(70)	(600)
1,373	1,767
1,029	304
<u>5,706</u>	<u>7,405</u>
9,556	9,022
1,266	520
1,347	1,226
3,532	3,503
3,411	3,773
<u>\$ 18,084</u>	<u>\$ 18,431</u>
5,706	7,405
1,662	3,464
\$ 10,716	\$ 7,562
1993	1994

לפרט 31, 1994  
(באלפי דולר)

אגודת חינוך ופיקוח בית דין

Partners in Learning











































