




Northwest Territories Housing Corporation

P.O. Box 2100, Yellowknife, N.W.T. X1A 2P6

HOUSING NEEDS SURVEY 1992

HOUSING NEEDS SURVEY

1992



**Northwest Territories Housing Corporation
Community and Program Services
Yellowknife, Northwest Territories**

August, 1992

MESSAGE FROM THE MINISTER RESPONSIBLE FOR HOUSING



I am very pleased to present the results of the 1992 Housing Needs Study to the people of the Northwest Territories.

This was the most comprehensive study of housing needs ever completed in the Northwest Territories. The 1992 Needs Study was conducted by the Northwest Territories Housing Corporation, in partnership with every community in the Northwest Territories. Local people were hired to conduct the surveys. People in over 14,000 households answered questions about their current housing situation and future housing preferences.

This document does not contain all of the information gathered through the Needs Study, but rather, it summarizes the most important information collected regarding housing needs throughout the Northwest Territories. Over the next few months, the Northwest Territories Housing Corporation will be publishing additional reports of interest to residents of the Northwest Territories.

The results of the Needs Study tell us how much housing is needed in communities, and what kind of housing people want. Because the money available for new housing is limited, it is important to ensure that it is spent wisely and where it is most needed. The Needs Study provides a sound basis for making these decisions.

In closing, I would like to extend my sincere thanks to everyone who took part in the Needs Study for a job well done and I hope that all community leaders will participate in the next phase. This next phase, community consultation, is one which I believe is very important to the success of the process.

Sincerely,

A handwritten signature in black ink, consisting of a large, stylized 'D' followed by a long horizontal line that loops back under the 'D'.

Don Morin,
Minister

**NORTHWEST TERRITORIES HOUSING CORPORATION
 1992 HOUSING NEEDS SURVEY
 AUGUST, 1992**

TABLE OF CONTENTS

	PAGE
1. Purpose	1
2. Methodology	1
3. Survey Responses	2
4. Publication	2
5. Definitions	3
6. Key Survey Findings	6
7. Comparison of Findings - 1992 Versus 1990 Surveys	7

RESULTS

Northwest Territories and District Summary	9
N.W.T. Total	10
BAFFIN District	12
Arctic Bay	14
Broughton Island	16
Cape Dorset	18
Clyde River	20
Grise Fiord	22
Hall Beach	24
Igloolik	26
Iqaluit	28
Lake Harbour	30
Pangnirtung	32
Pond Inlet	34
Resolute Bay	36
Sanikiluaq	38

	PAGE
KEEWATIN District	40
Arviat	42
Baker Lake	44
Chesterfield Inlet	46
Coral Harbour	48
Rankin Inlet	50
Repulse Bay	52
Whale Cove	54
KITIKMEOT District	56
Bathurst Inlet	58
Bay Chimo	60
Cambridge Bay	62
Coppermine	64
Gjoa Haven	66
Holman Island	68
Pelly Bay	70
Taloyoak (Spence Bay)	72
NORTH SLAVE District	74
Dettah	76
Lac La Martre	78
Ndilo (Latham Island)	80
Rae/Edzo	82
Rae Lakes	84
Snare Lake	86
Yellowknife	88
SOUTH SLAVE District	90
Enterprise	92
Fort Liard	94
Fort Providence	96
Fort Resolution	98
Fort Simpson	100
Fort Smith	102
Hay River	104
Hay River Reserve	106
Jean Marie River	108
Kakisa	110
Lutsel K'e (Snowdrift)	112
Nahanni Butte	114
Trout Lake	116
Wrigley	118

	PAGE
WESTERN ARCTIC District	120
Aklavik	122
Arctic Red River	124
Colville Lake	126
Fort Franklin	128
Fort Good Hope	130
Fort McPherson	132
Fort Norman	134
Inuvik	136
Norman Wells	138
Paulatuk	140
Sachs Harbour	142
Tuktoyaktuk	144
 Appendix A 1992 Housing Needs Survey Questionnaire	 146

1992

HOUSING NEEDS SURVEY

1. PURPOSE

The main purpose of the Housing Needs Survey is to objectively measure the need for public housing (rental), new homeownership program units and repair programs in each community. This enables the Northwest Territories Housing Corporation (NWT HC) to allocate units and other resources fairly.

The 1992 Survey is the most comprehensive housing survey to be conducted to date in the Northwest Territories. From the data, the Corporation can determine the number of families in Core Need, and the various types of housing problems they are experiencing. In addition, this survey has collected data on housing preferences. This information will be extremely valuable in developing delivery strategies and other long-term plans.

2. METHODOLOGY

The Housing Needs Survey process is divided into four phases. The first phase started in March 1992 and the last phase will conclude in September 1992.

The four phases:

- a. The development of the appropriate survey documents which would accurately reflect the housing needs of residents of the Northwest Territories. Statistics Canada's 1991 Census and Household Income, Facilities, and Equipment (HIFE) surveys were used in developing this survey, so that results would be comparable at the national level. As well, the survey form and questions were finalized after a consultation process involving all communities.
- b. The selection of surveyors and surveying of residents. This involved a high level of participation at the community level, as surveyors were recruited locally. The door-to-door survey was conducted in most communities between April 13 and May 8.
- c. The audit, tabulation and analysis of the surveys by NWT Housing Corporation staff (May 8 - August 18).

- d. Community consultation, to discuss the results of the survey and the subsequent allocations with the communities, will occur this fall (September).

3. SURVEY RESPONSES

A total of 17,775 housing units were visited in all NWT communities. To ensure the maximum level of participation, the surveyors were required:

- to make at least three attempts to contact the household;
- to survey people before they left their communities to travel out on the land or to their summer camps; and
- to collect information on all people who usually lived in the unit, who had no usual place of residence elsewhere, and any others away attending school out-of-town, travelling or in hospital.

As well, follow-up telephone calls were made to a sampling of households to ensure answers were recorded correctly by surveyors, and that the household was, in fact, interviewed.

As a result of these efforts, the surveyors determined that 9.3 percent of all units were vacant (1,657 of the 17,775 units visited), and that:

- 14,536 households, or 90.2 percent of occupied units, were contacted for an interview;
- 4.9 percent of households refused to be surveyed; and
- an additional 4.9 percent of households could not be reached (after a minimum of three attempts) during the survey period.

4. PUBLICATION

Information from this survey will be published in several stages. This first report is designed to inform all Northerners about the housing needs and preferences of residents in all NWT communities.

Subsequent reports will provide increasing levels of detail. In addition, the potential for the sharing of additional information with communities and community groups is possible, upon request. At all times the confidentiality of individual survey results will be protected.

5. DEFINITIONS

For the purposes of identifying housing need, the following definitions were used in the survey and in the attached graphs and tables. Nationally accepted definitions as set by Canada Mortgage and Housing Corporation (CMHC) are used in order for data to be comparable with the housing need data generated across Canada. This is essential in order to access Federal funding.

Affordability

Affordable shelter means that the portion of the household's income that goes toward paying for shelter is not excessive.

A household has an affordability problem if:

- more than 30 percent of household income is paid for shelter costs. This was calculated as follows:
 - **Owners** - the total payments for principal, interest and taxes (PIT) plus costs of electricity, fuel, water/sewage, lease fees, and other fees, as a percentage of income of all household members over 18 years of age.
 - **Renters** - the total payments for rent plus costs for electricity, fuel, water/sewage where they are paid separately from rent, as a percentage of income of all household members over 18 years of age.

Public Housing tenants were not considered to have an affordability problem because their rent is calculated as a percentage of their income, and their shelter costs will not be greater than 30 percent.

It is important to note that affordability is determined on the basis of cost currently being paid for shelter not costs projected to solve a household's housing problems.

Suitability

Suitability means shelter that is of an appropriate size for the number of people living in it.

A household had a suitability problem if there were not enough bedrooms according to the **National Occupancy Standards** which specify:

- a minimum of one and a maximum of two persons per bedroom;
- parents are eligible for a separate bedroom from their children;
- household members aged 18 or more are eligible for a separate bedroom, unless married or cohabiting as spouses; and
- dependents aged five or more of the opposite sex do not share a bedroom.

Adequacy

Adequacy means the nationally accepted standards for health, safety and security.

A household had an adequacy problem if the dwelling was:

- without hot and cold running water; or
- without indoor toilet; or
- without installed bath or shower; or
- requiring major repairs as evaluated by the household. Major repairs include more serious defects in the structural condition of the dwelling, as well as in the plumbing, electrical and heating systems.

Core Need

- If a household had any one problem (suitability, affordability, or adequacy), or combination of problems, and a total household income below the Core Need Income Threshold (CNIT), the household was considered to be in Core Need. The CNIT represents the cost of owning and operating a housing unit in a particular community.

Household

- A household is made up of everyone that lives in an individual dwelling unit, and who does not have a usual place of residence elsewhere in Canada.
- A household is the same as a private occupied dwelling.

Types of households:

Couples - households of two people married or co-habiting as spouses, under 60 years of age, without children.

Families - single-parent and two-parent households, with children, regardless of age.

Extended families - three-generation households e.g. grandparents, their children and their grandchildren.

Non-elderly singles - single-person households, where the person is between 19 and 59 years of age.

Seniors - households in which all members are 60 years of age or older.

6. KEY SURVEY FINDINGS

a. Needs:

The total number of occupied households surveyed was 14,536. Of this number, 5,733 reported some form of housing problem. However, only 3,584 households are in Core Need and are therefore eligible for financial assistance under current housing programs. The difference (2,149) reported some form of housing problem, but also reported incomes higher than the CNIT and are therefore likely able to afford to solve their own housing problems.

Of the 3,584 households in Core Need, 1,495 had a suitability problem, 1,125 had an adequacy problem, 188 had an affordability problem, and 776 had more than one type of problem reported.

The primary focus of this report is on households in Core Need of housing assistance and therefore eligible for financial assistance in solving their housing problems. This assistance might take various forms, from the provision of new or replacement housing units, to repair programs to fix up their present housing unit.

b. Preferences:

A total of 30,361 individuals over 18 years of age were surveyed. Of these, 8,559 were in core need households.

Forty-eight percent stated a preference for homeownership, and 38 percent stated a preference for rental housing. The remaining 14 percent had no preference.

Thirty-six percent preferred to keep the entire household together in a housing unit large enough to meet everyone's needs, while 44 percent preferred to have their own place with their spouse and children, and 4 percent stated they would prefer to share a unit with others, other than family members. The remaining 17 percent had no preference.

The individuals who had no preference were either undecided, refused to answer, or were unavailable at the time of the survey.

7. COMPARISON OF FINDINGS - 1992 VERSUS 1990 SURVEYS

The 1990 Housing Needs Survey had identified a need of 3,136 housing units for the Northwest Territories. The 1992 Housing Needs Survey has identified a need for 3,584 affordable, adequate and suitable housing units, an increase of about 14 percent. This increase is due, in part, to the larger number of people surveyed, and to the increase in the number of households in need.

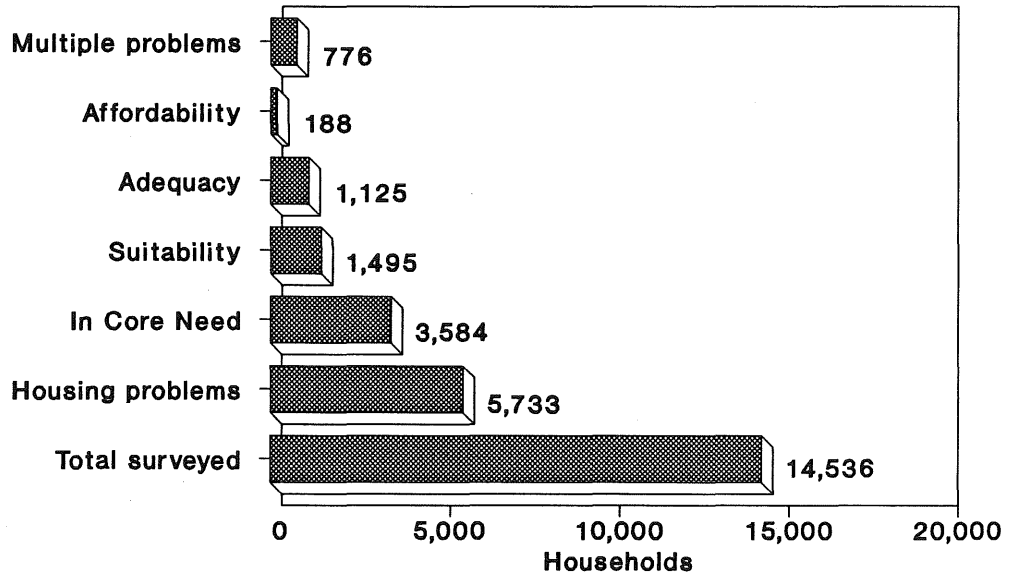
While some of this need must be met by constructing new housing units, a portion of this need can be met through repair programs which are more economical than the construction of new units.

RESULTS

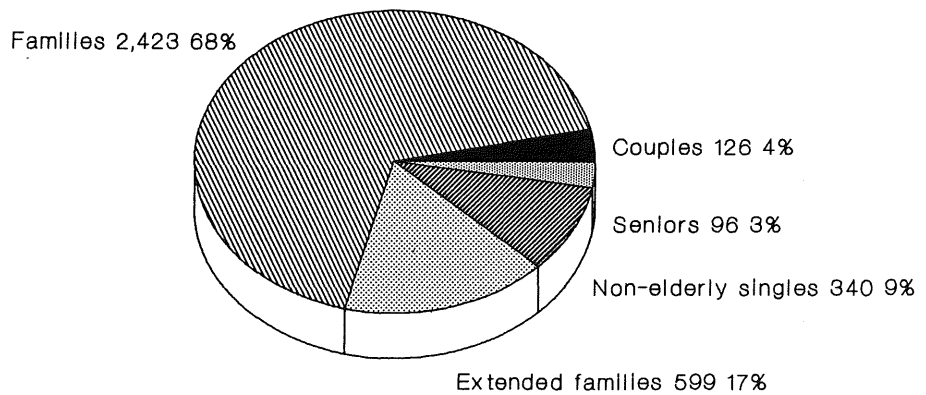
**NORTHWEST TERRITORIES AND
DISTRICT SUMMARY**

District	Total surveyed	Housing problems	In Core Need	Housing problems			
				Suitability	Adequacy	Affordability	Multiple
Baffin	2,605	1,155	937	563	181	37	156
Keewatin	1,340	698	582	308	164	5	105
Kitikmeot	1,020	515	446	206	132	1	107
North Slave	4,876	1,422	492	129	101	92	170
South Slave	2,714	1,123	559	109	311	26	113
Western Arctic	1,981	820	568	180	236	27	125
TOTAL	14,536	5,733	3,584	1,495	1,125	188	776

N.W.T. TOTAL
Number of households
with housing problems

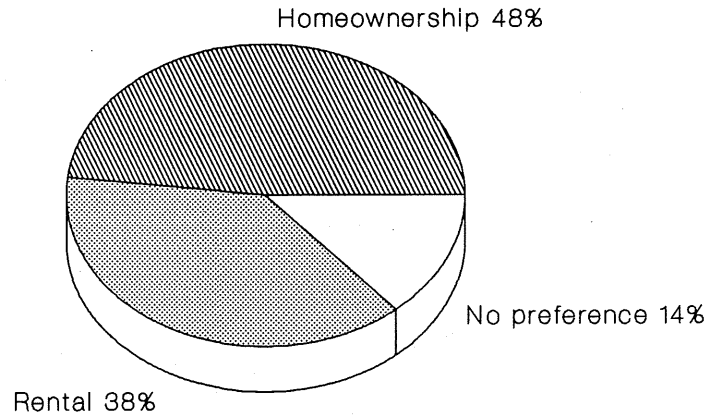


N.W.T. TOTAL
Number and percentage of households in
Core Need*, by household type

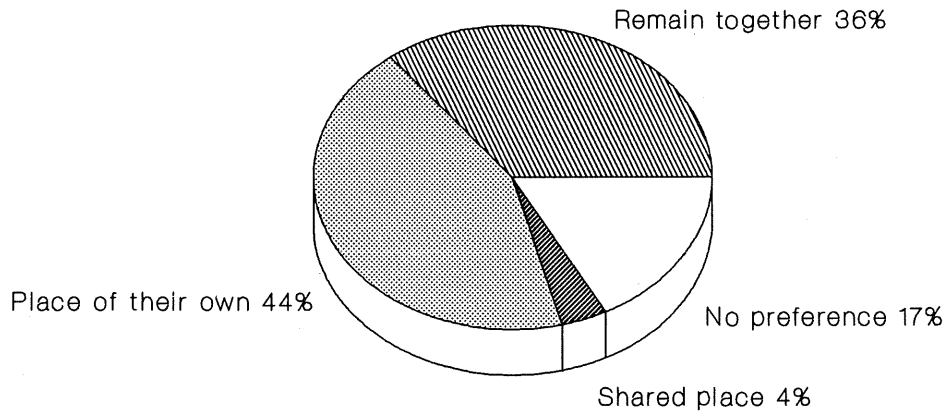


• Total households in Core Need = 3,584

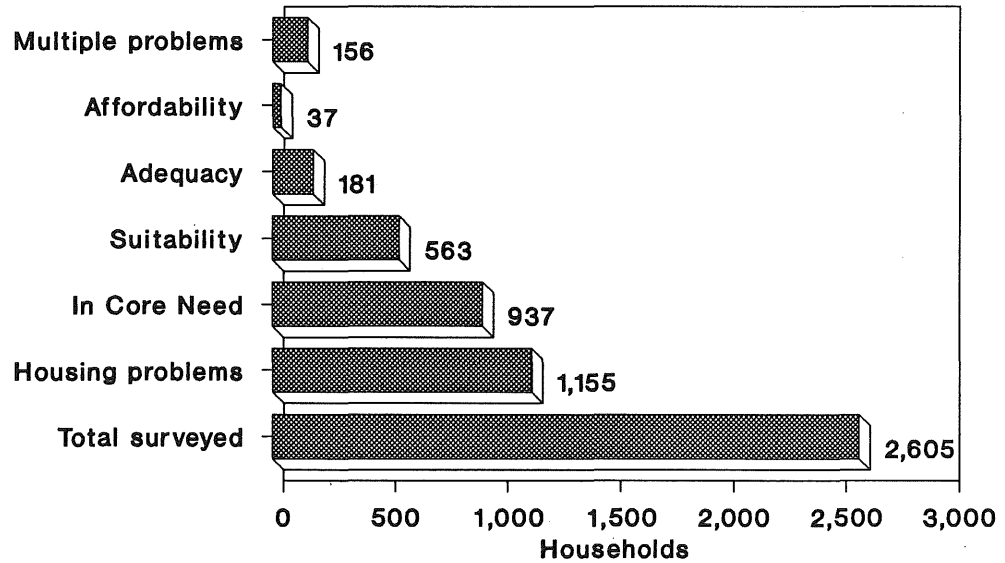
N.W.T. TOTAL
Preference of individuals in Core Need households for homeownership and rental



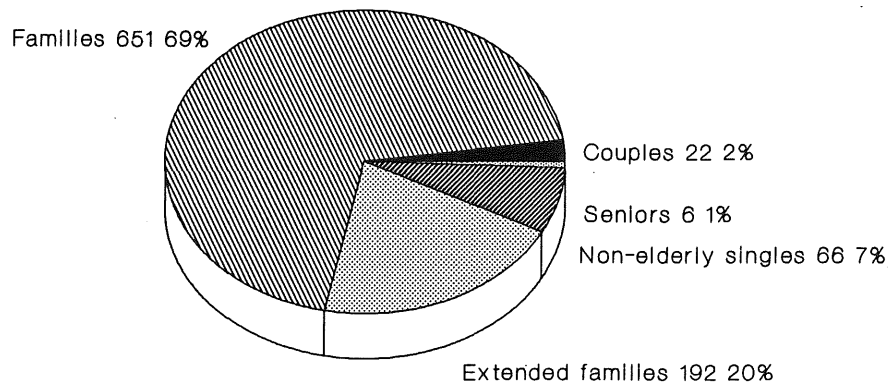
N.W.T. TOTAL
Preference of individuals in Core Need households for a place of their own



BAFFIN DISTRICT Number of households with housing problems

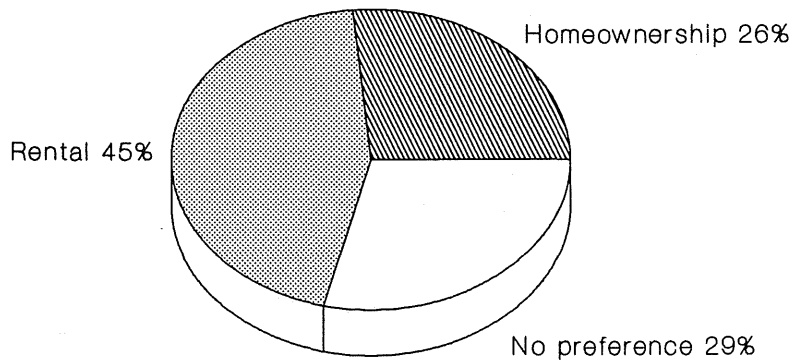


BAFFIN DISTRICT Number and percentage of households in Core Need*, by household type

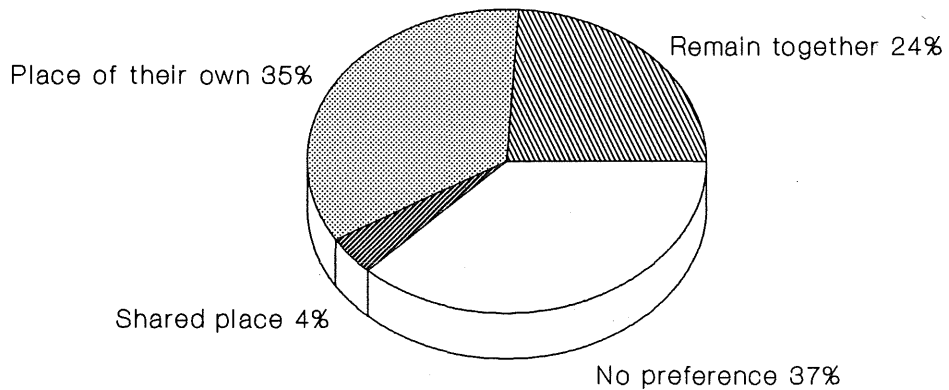


• Total households in Core Need - 937

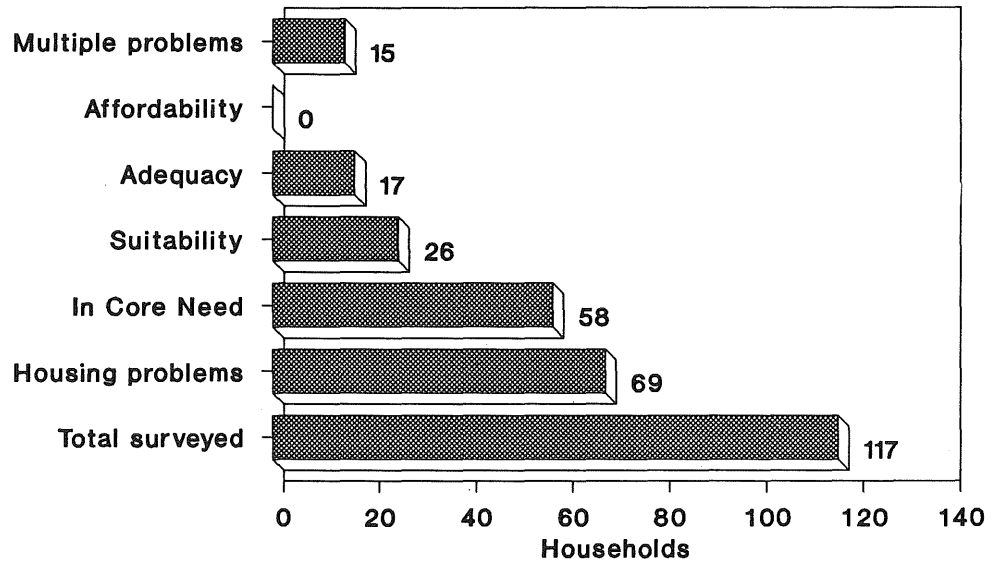
BAFFIN DISTRICT
Preference of individuals in Core Need households for homeownership and rental



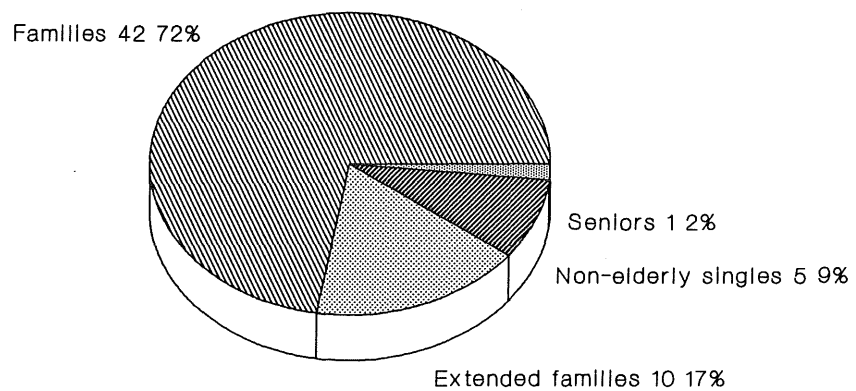
BAFFIN DISTRICT
Preference of individuals in Core Need households for a place of their own



ARCTIC BAY Number of households with housing problems

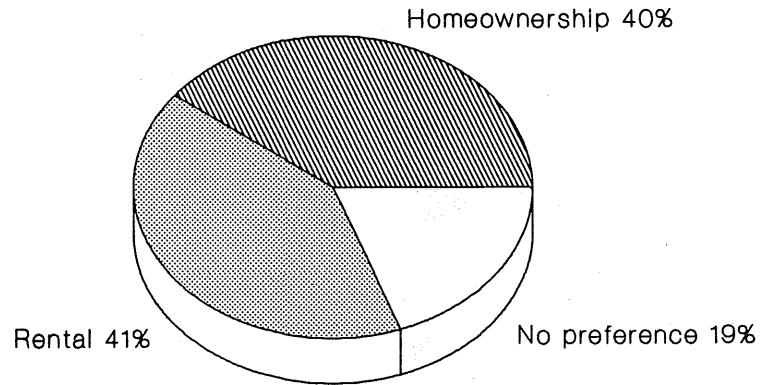


ARCTIC BAY Number and percentage of households in Core Need*, by household type

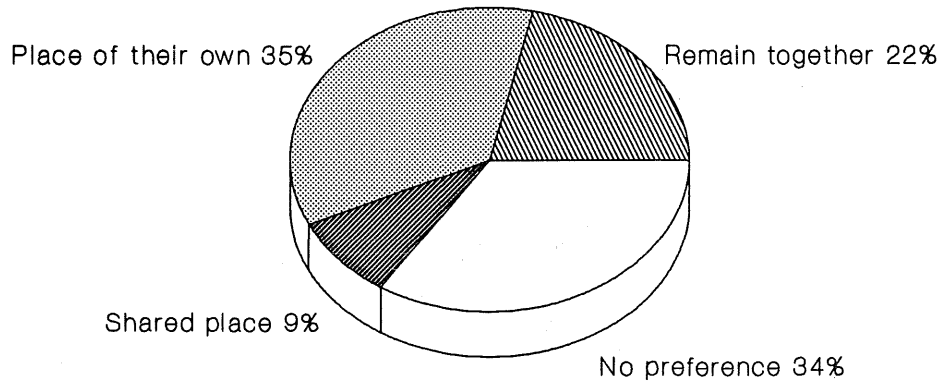


• Total households in Core Need = 58

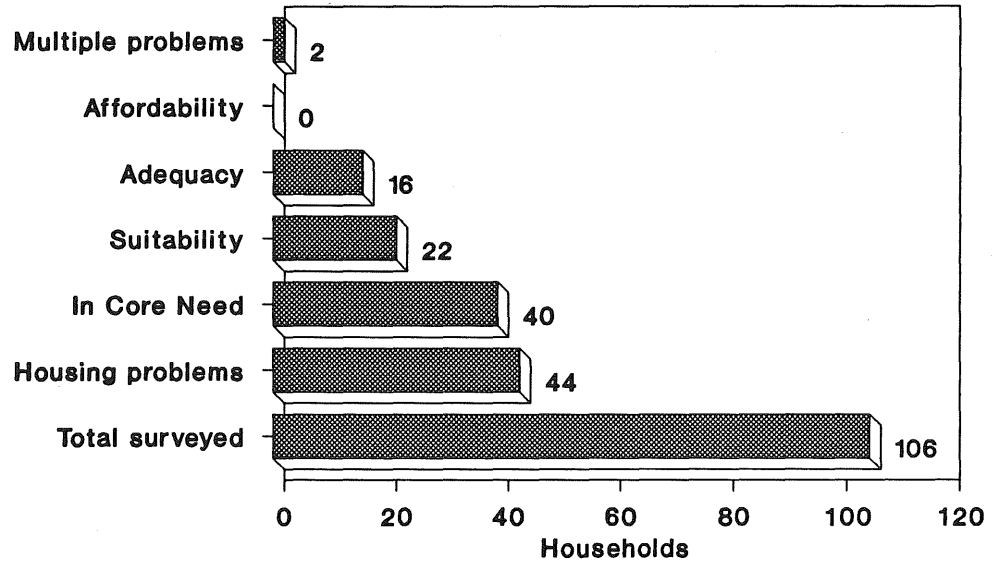
ARCTIC BAY
Preference of individuals in Core Need households for homeownership and rental



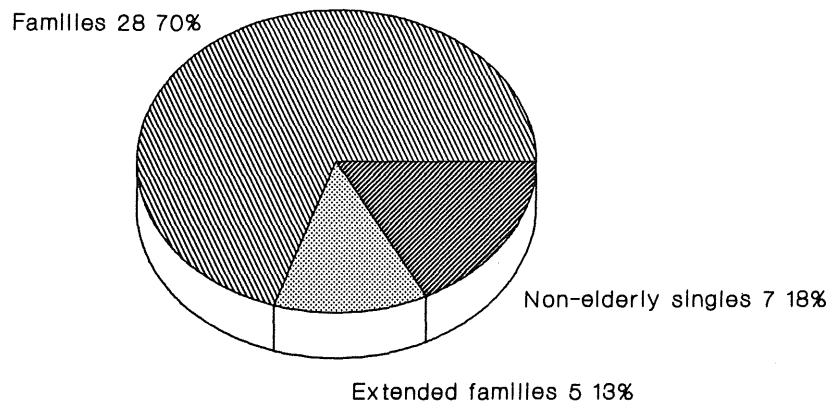
ARCTIC BAY
Preference of individuals in Core Need households for a place of their own



BROUGHTON ISLAND Number of households with housing problems

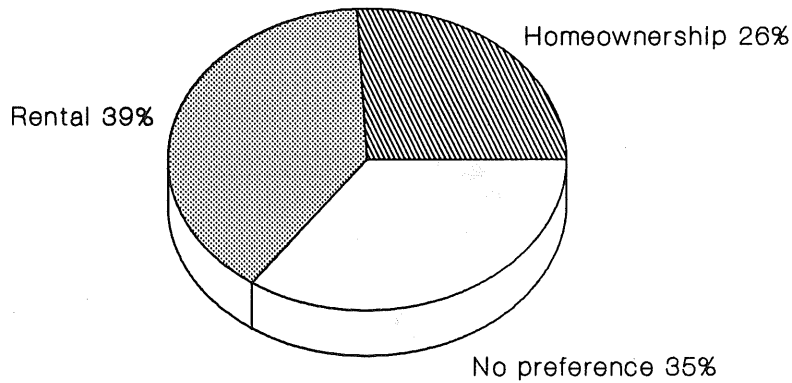


BROUGHTON ISLAND Number and percentage of households in Core Need*, by household type

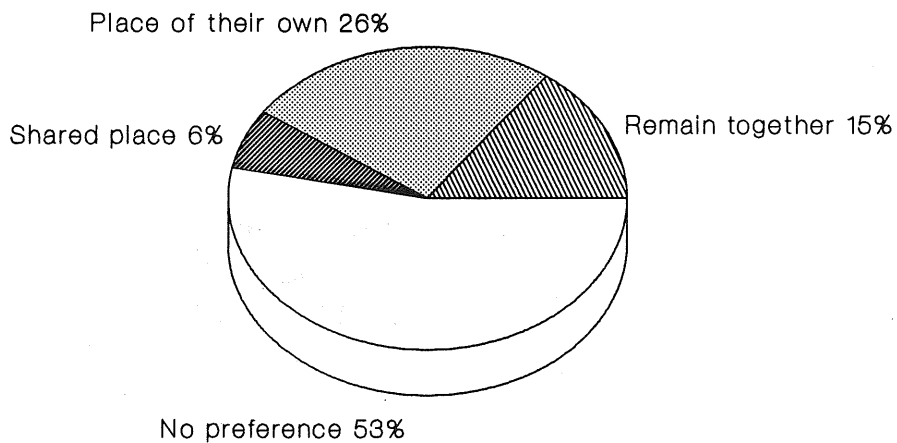


• Total households in Core Need = 40

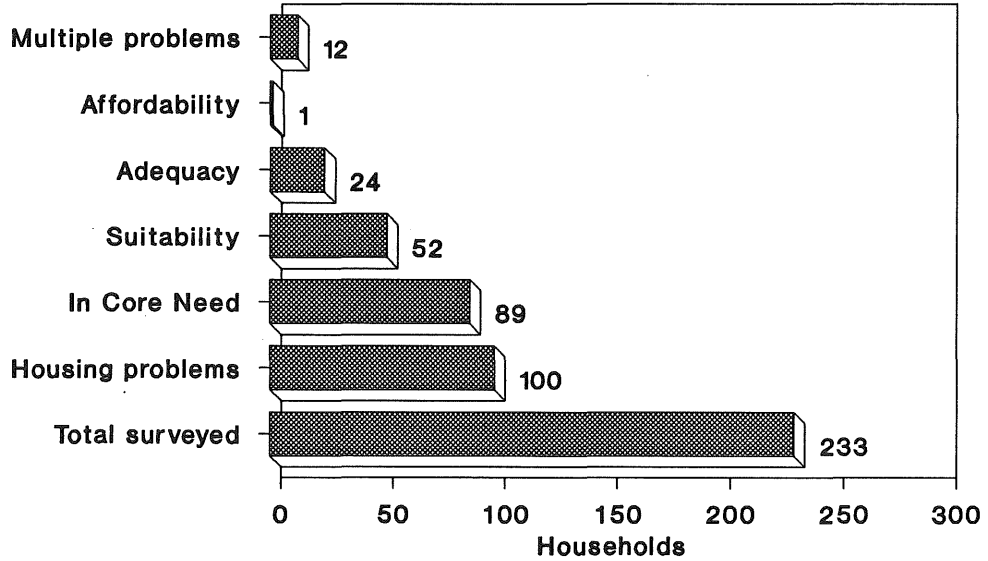
BROUGHTON ISLAND
Preference of individuals in Core Need households for homeownership and rental



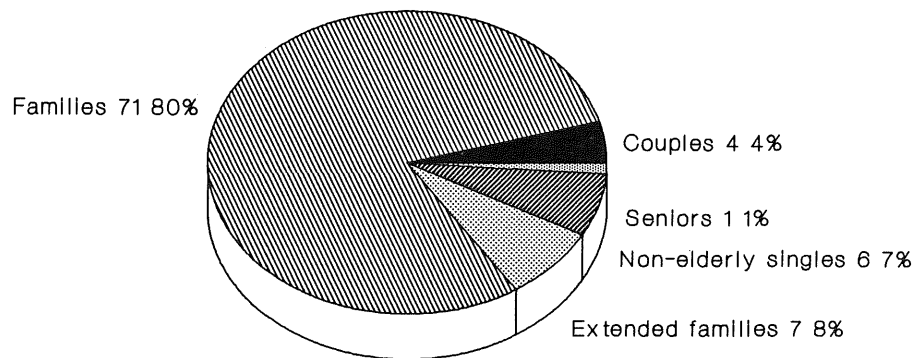
BROUGHTON ISLAND
Preference of individuals in Core Need households for a place of their own



CAPE DORSET Number of households with housing problems

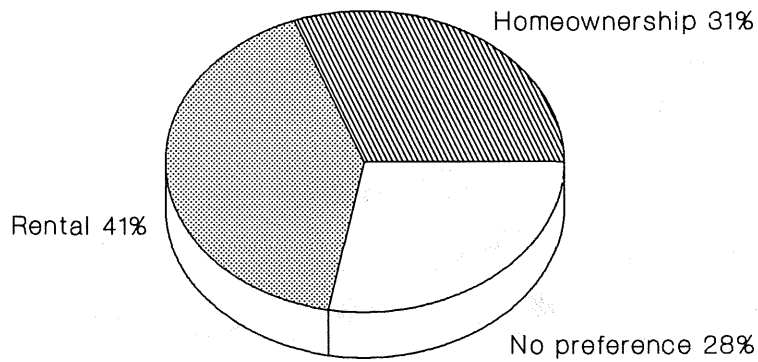


CAPE DORSET Number and percentage of households in Core Need*, by household type

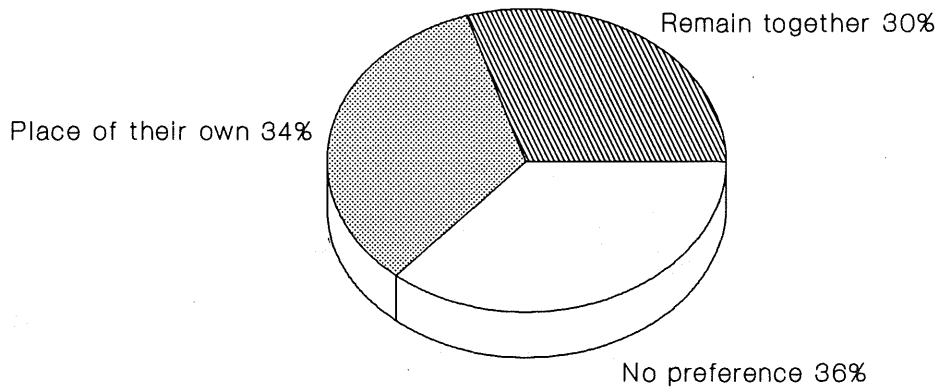


• Total households in Core Need = 89

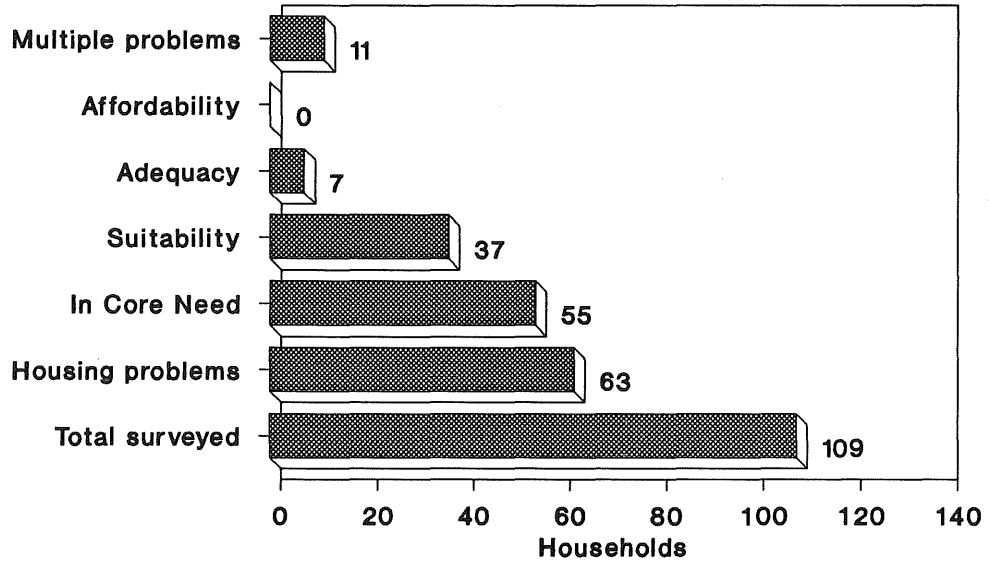
CAPE DORSET
Preference of individuals in Core Need households for homeownership and rental



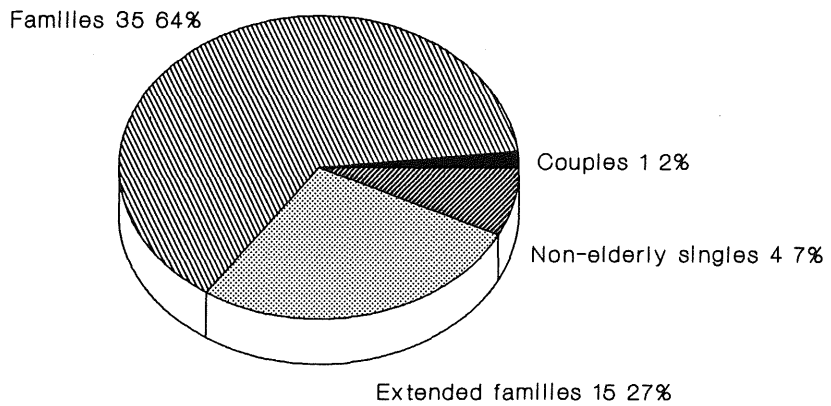
CAPE DORSET
Preference of individuals in Core Need households for a place of their own



CLYDE RIVER Number of households with housing problems

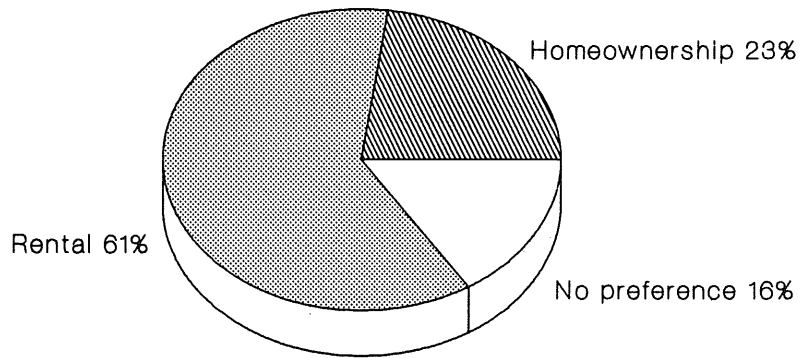


CLYDE RIVER Number and percentage of households in Core Need*, by household type

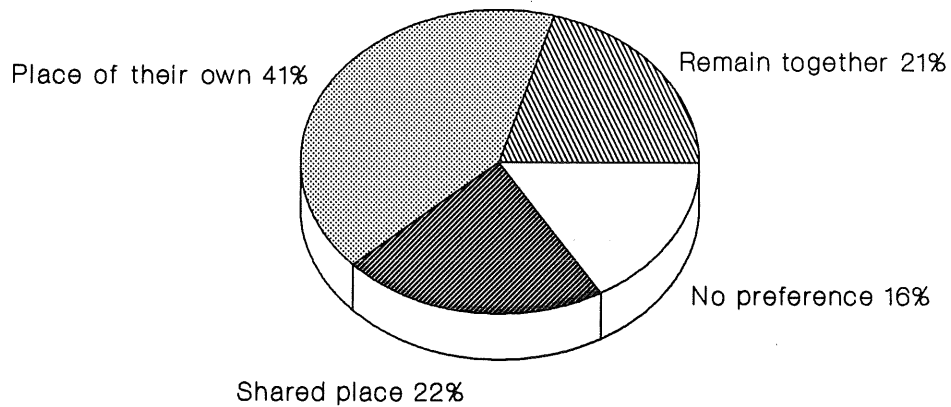


• Total households In Core Need = 55

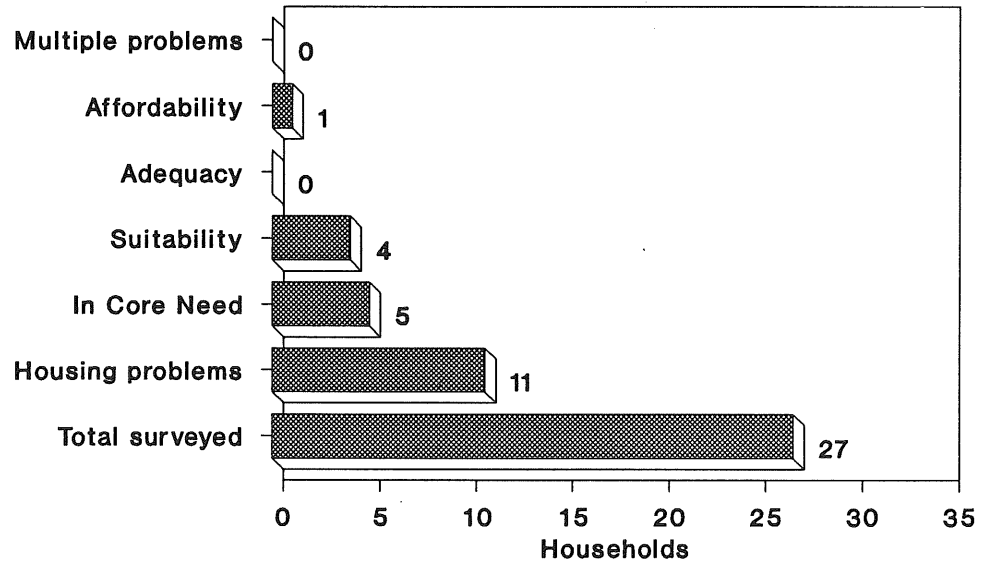
CLYDE RIVER
Preference of individuals in Core Need households for homeownership and rental



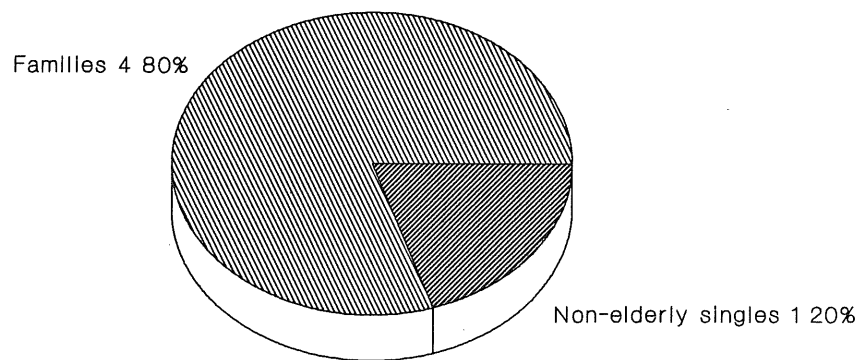
CLYDE RIVER
Preference of individuals in Core Need households for a place of their own



GRISE FIORD Number of households with housing problems

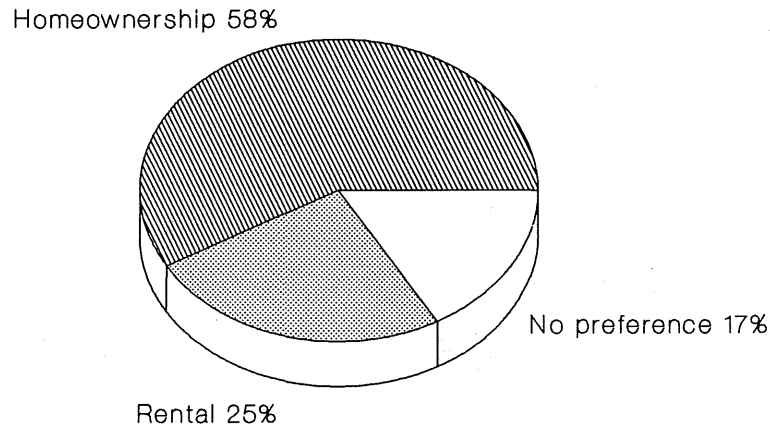


GRISE FIORD Number and percentage of households in Core Need*, by household type

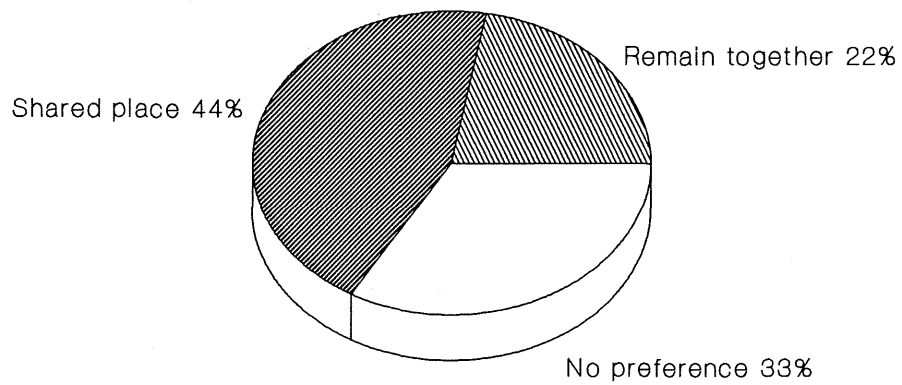


• Total households in Core Need = 5

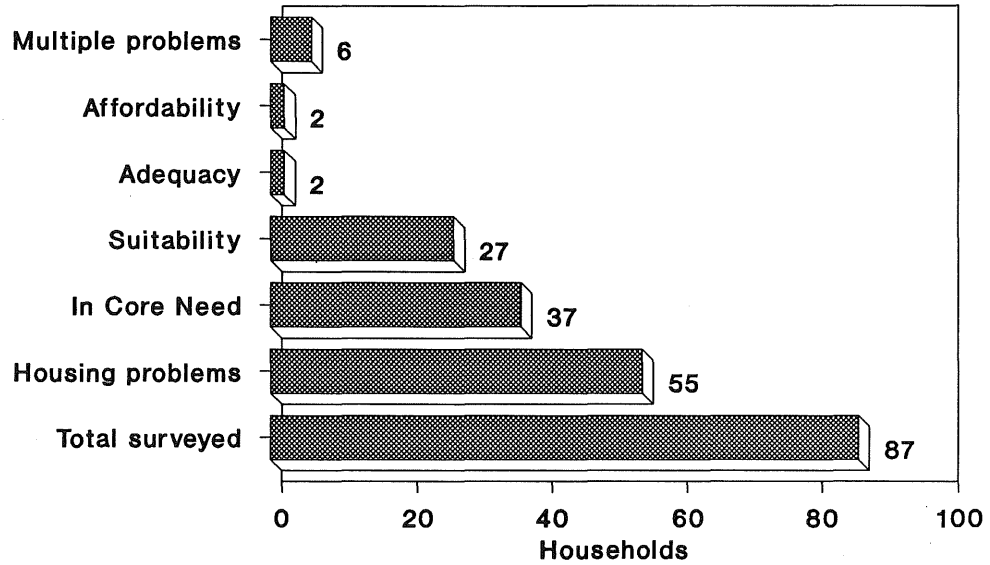
GRISE FIORD
Preference of individuals in Core Need households for homeownership and rental



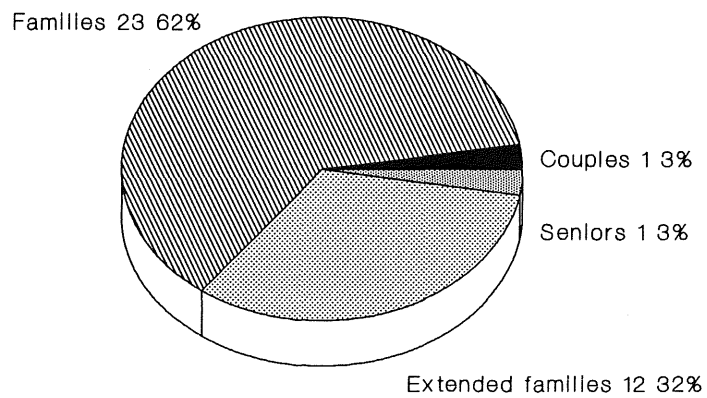
GRISE FIORD
Preference of individuals in Core Need households for a place of their own



HALL BEACH Number of households with housing problems

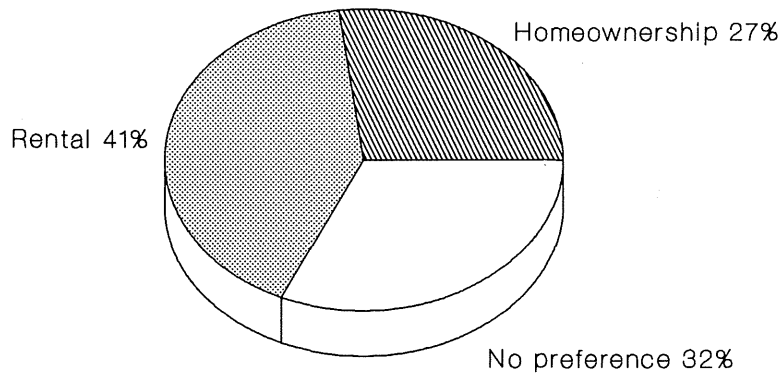


HALL BEACH Number and percentage of households in Core Need*, by household type

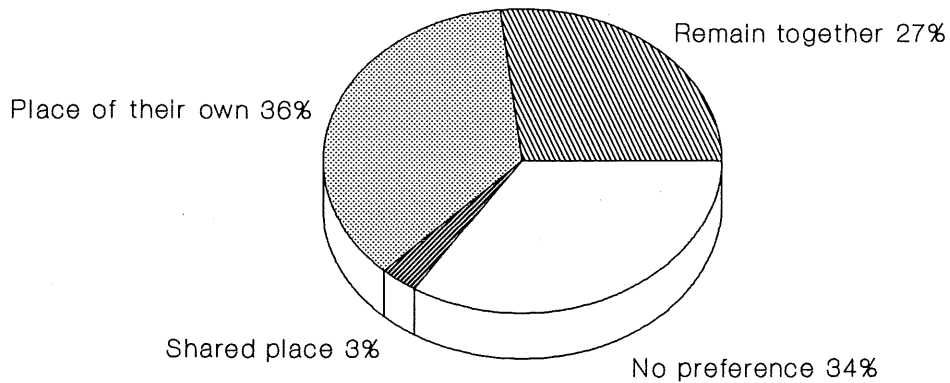


• Total households in Core Need = 37

HALL BEACH
Preference of individuals in Core Need households for homeownership and rental

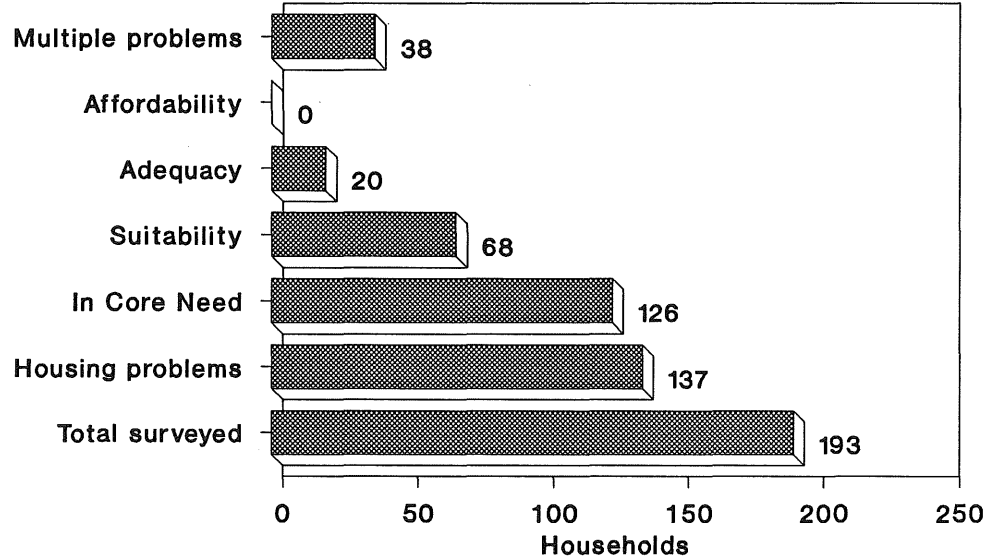


HALL BEACH
Preference of individuals in Core Need households for a place of their own



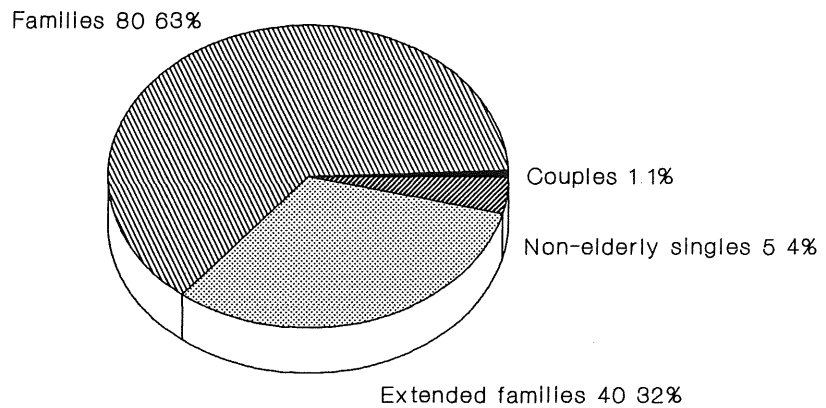
IGLOOLIK

Number of households with housing problems



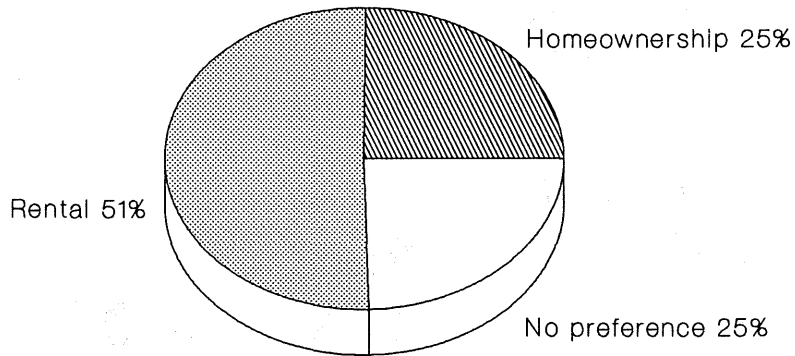
IGLOOLIK

Number and percentage of households in Core Need*, by household type

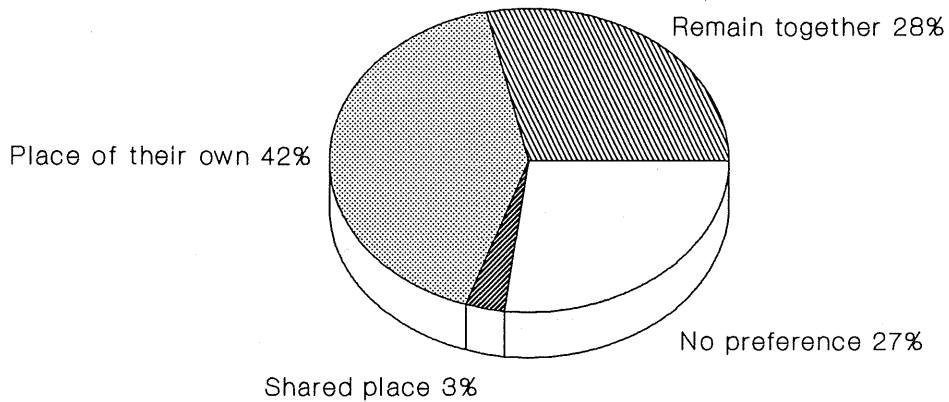


• Total households in Core Need = 126

IGLOOLIK
Preference of individuals in Core Need households for homeownership and rental

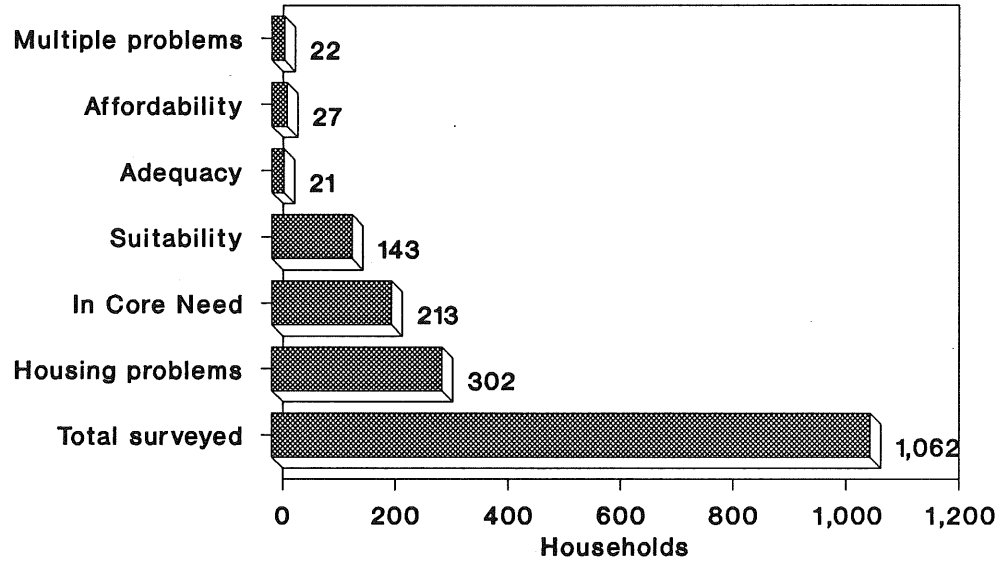


IGLOOLIK
Preference of individuals in Core Need households for a place of their own



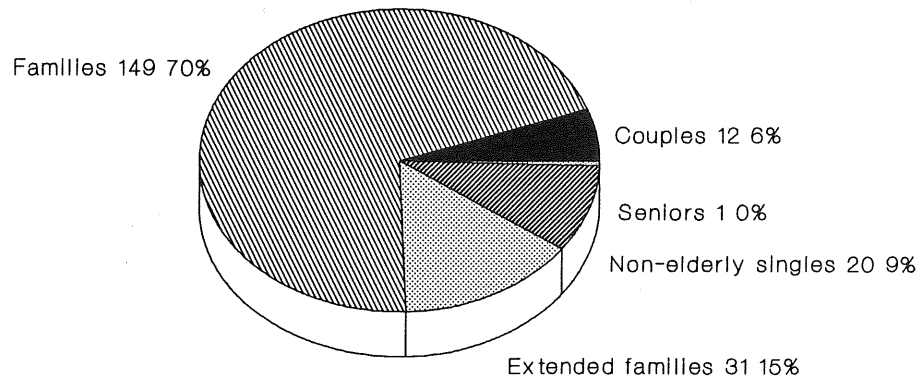
IQALUIT

Number of households with housing problems



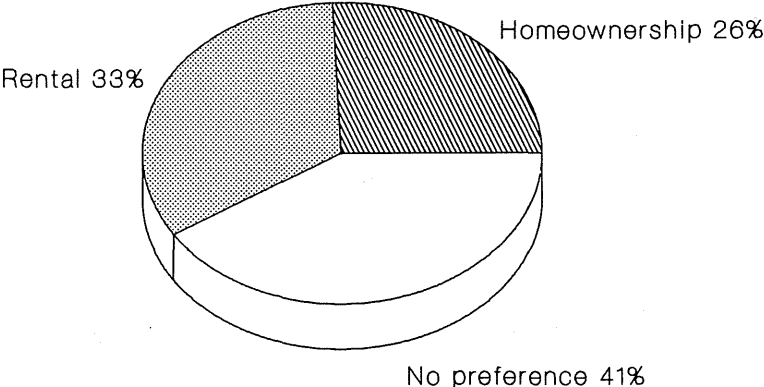
IQALUIT

Number and percentage of households in Core Need*, by household type

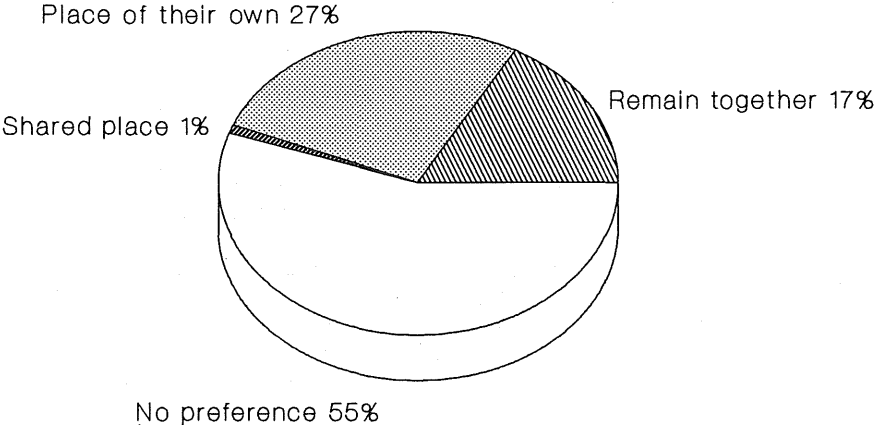


• Total households in Core Need = 213

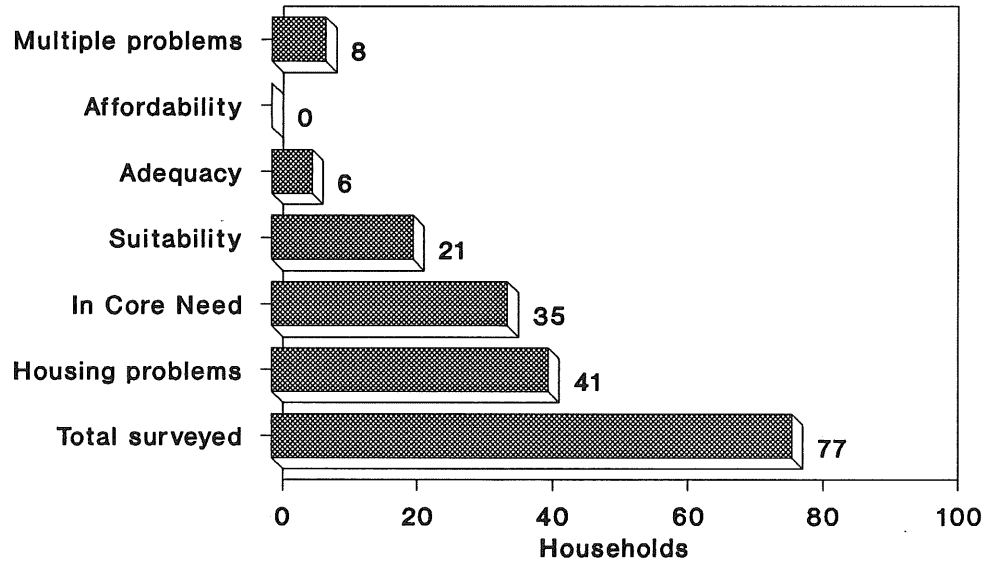
IQALUIT
Preference of individuals in Core Need households for homeownership and rental



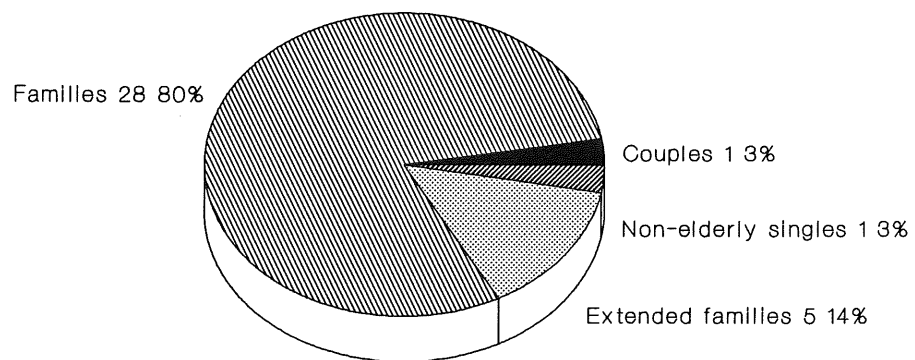
IQALUIT
Preference of individuals in Core Need households for a place of their own



LAKE HARBOUR Number of households with housing problems

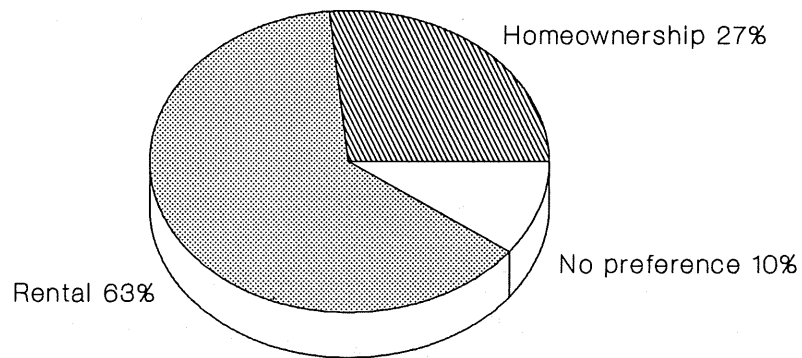


LAKE HARBOUR Number and percentage of households in Core Need*, by household type

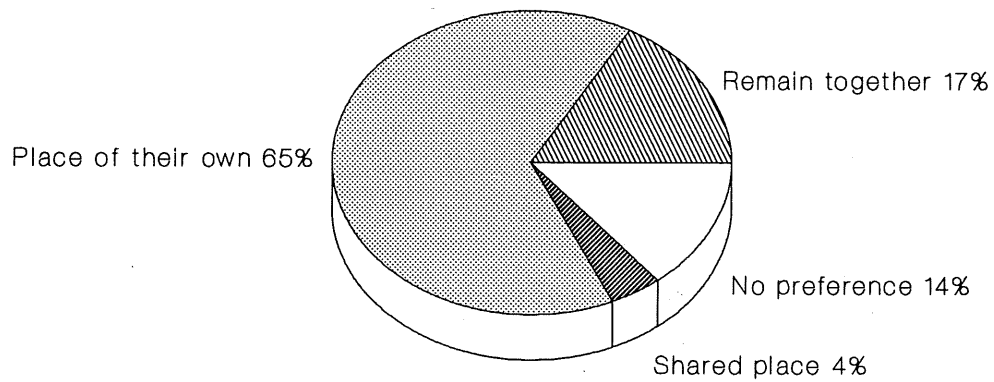


* Total households in Core Need = 35

LAKE HARBOUR
Preference of individuals in Core Need households for homeownership and rental

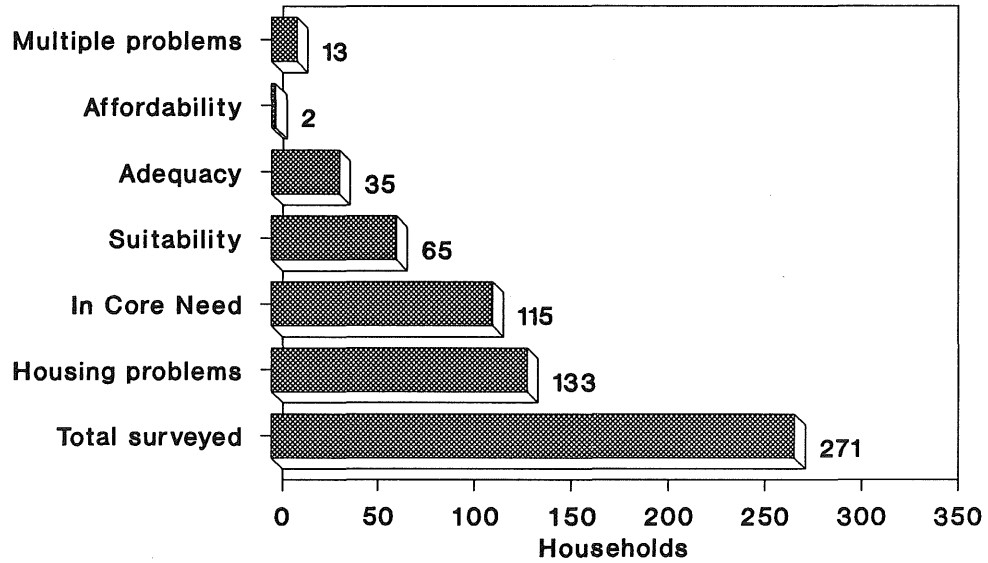


LAKE HARBOUR
Preference of individuals in Core Need households for a place of their own



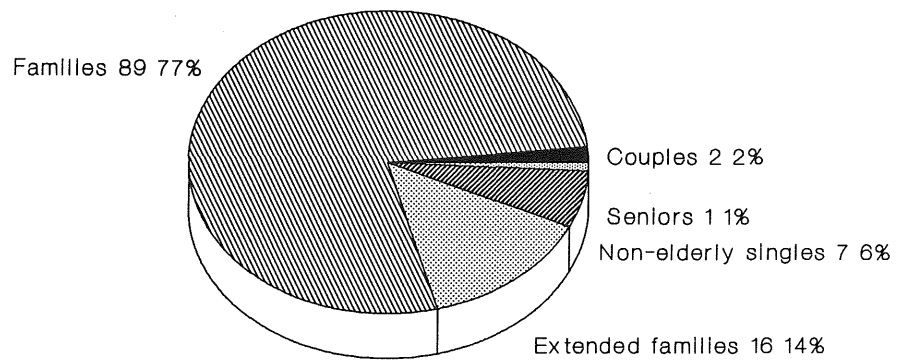
PANGNIRTUNG

Number of households with housing problems



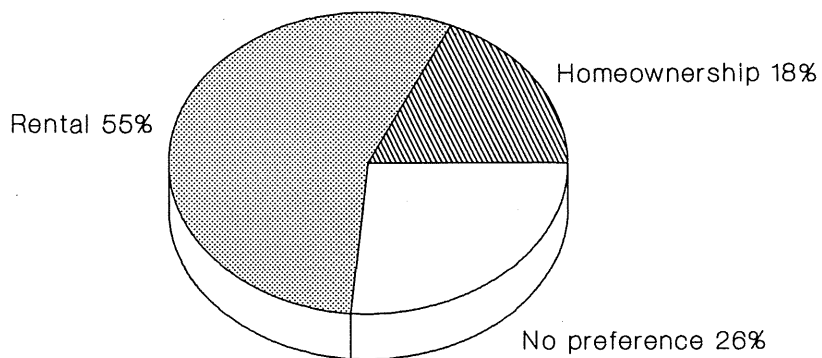
PANGNIRTUNG

Number and percentage of households in Core Need*, by household type

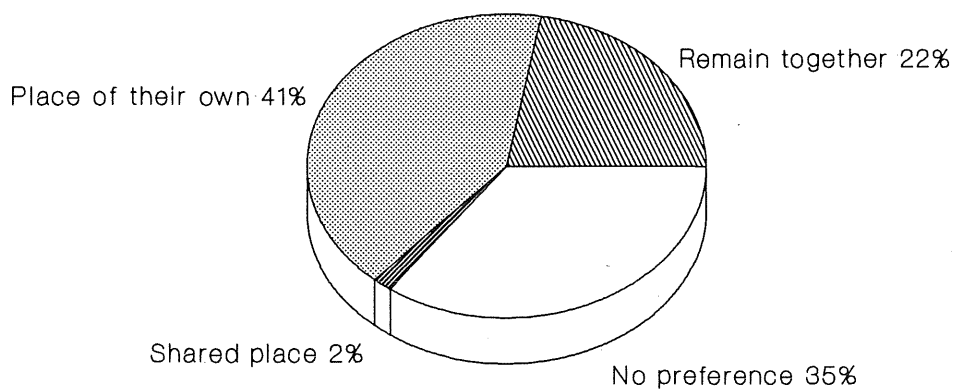


• Total households in Core Need = 115

PANGNIRTUNG
Preference of individuals in Core Need households for homeownership and rental

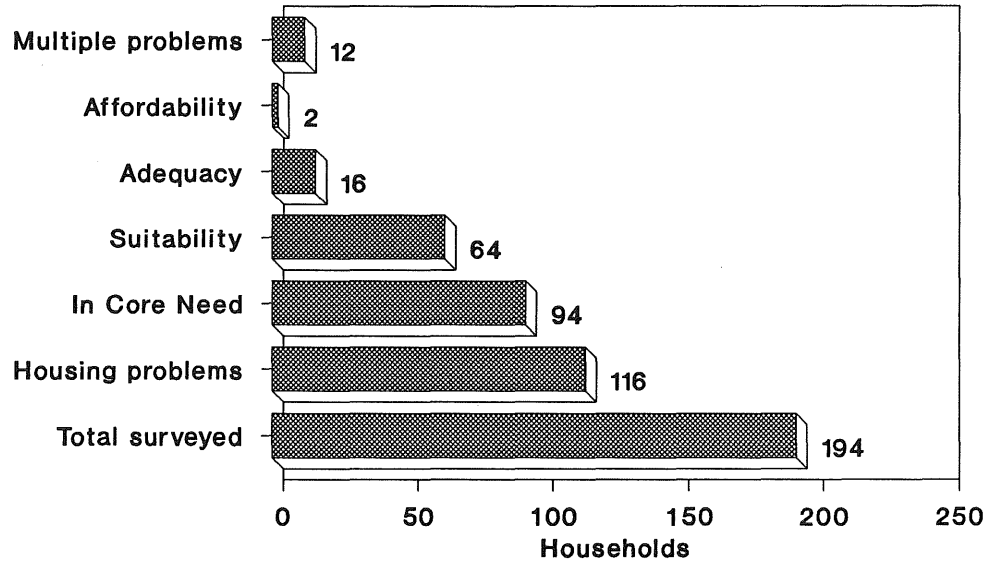


PANGNIRTUNG
Preference of individuals in Core Need households for a place of their own



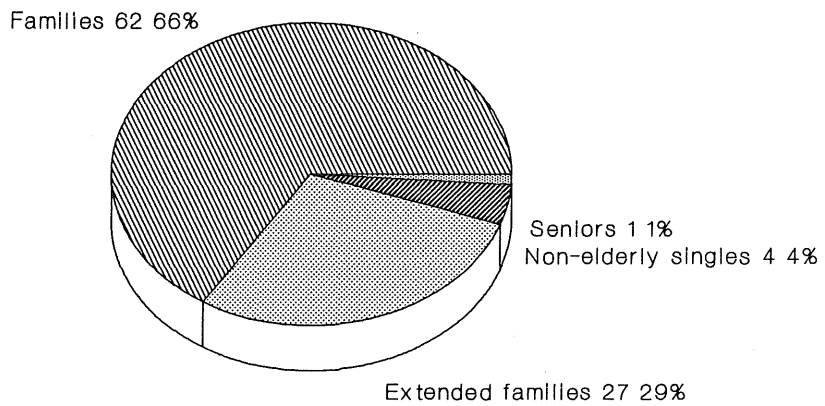
POND INLET

Number of households with housing problems



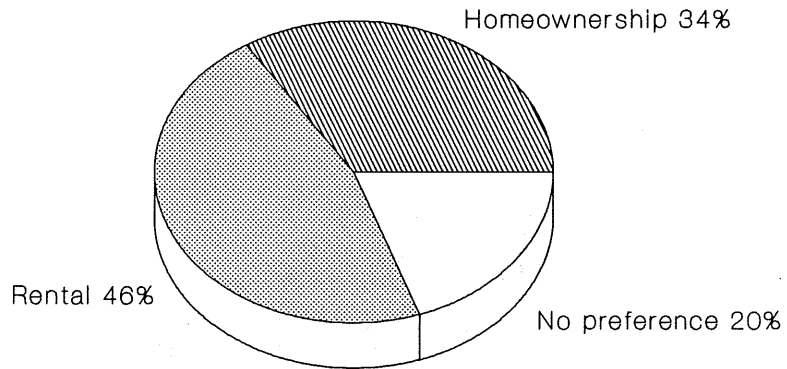
POND INLET

Number and percentage of households in Core Need*, by household type

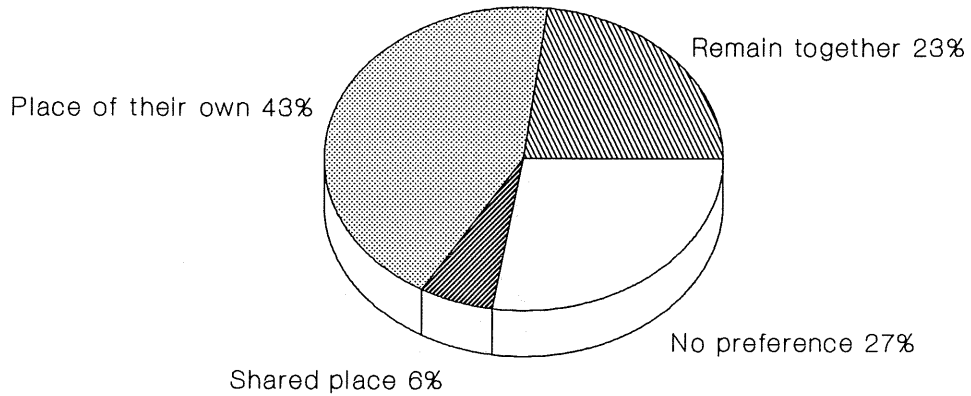


• Total households in Core Need = 94

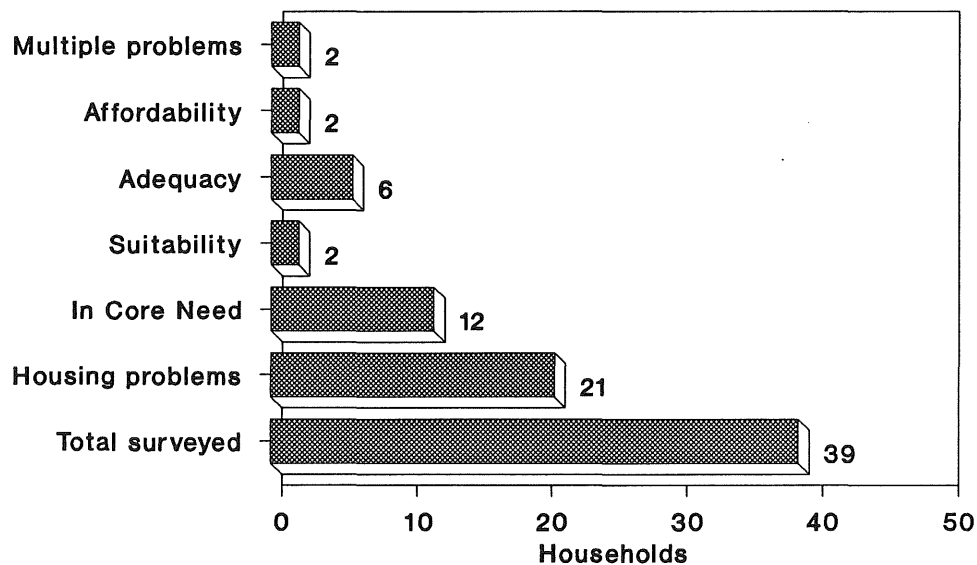
POND INLET
Preference of individuals in Core Need households for homeownership and rental



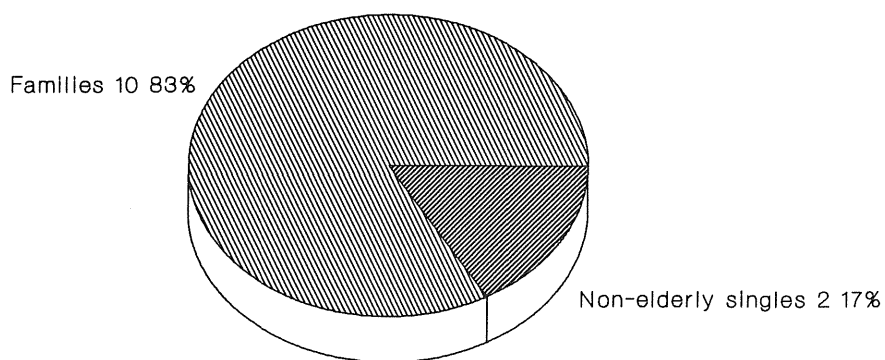
POND INLET
Preference of individuals in Core Need households for a place of their own



RESOLUTE BAY Number of households with housing problems

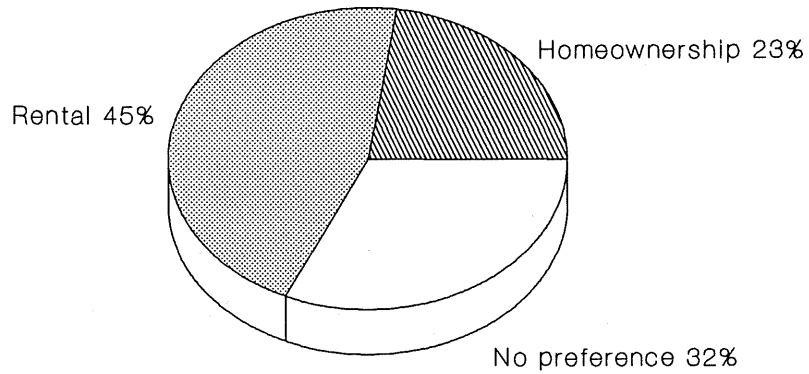


RESOLUTE BAY Number and percentage of households in Core Need*, by household type

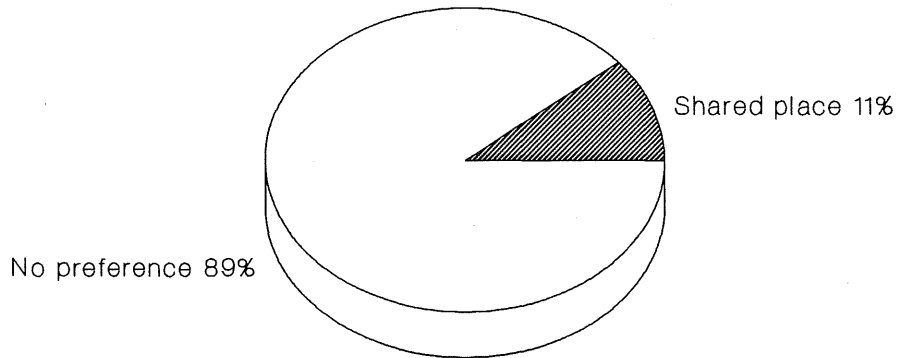


* Total households in Core Need = 12

RESOLUTE BAY
Preference of individuals in Core Need households for homeownership and rental

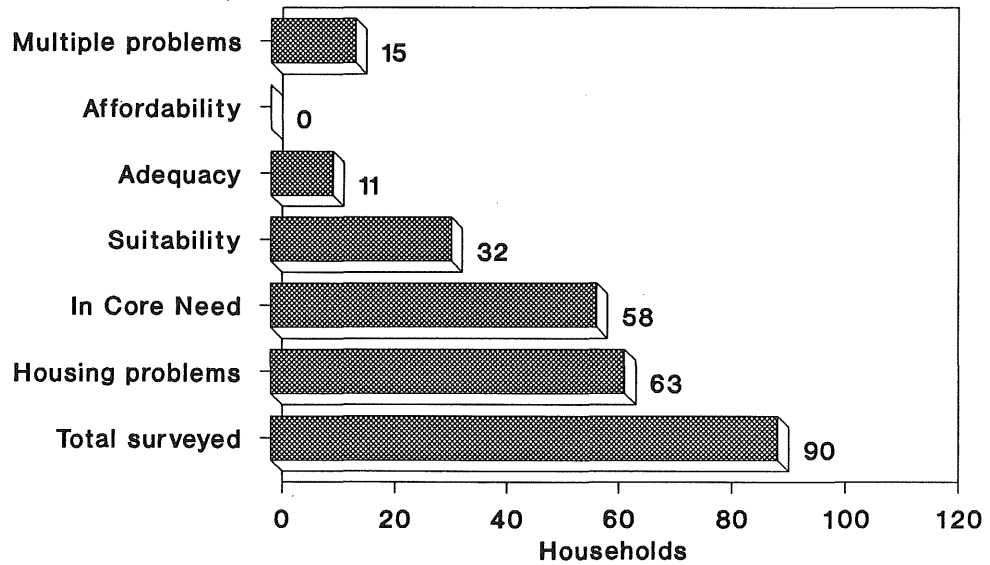


RESOLUTE BAY
Preference of individuals in Core Need households for a place of their own



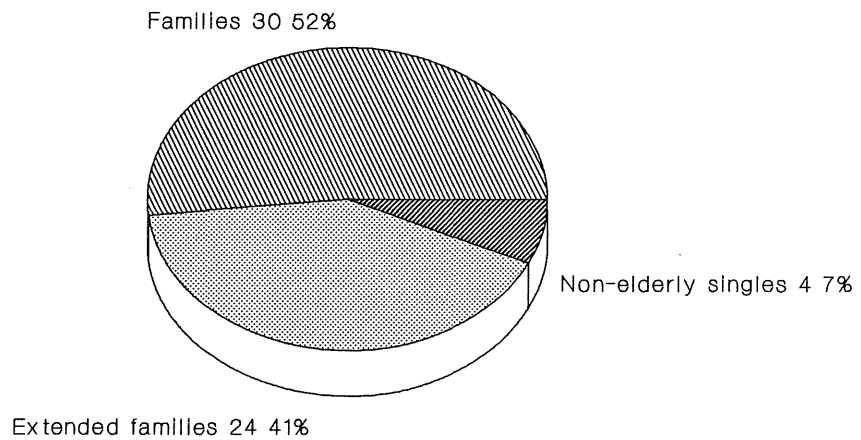
SANIKILUAQ

Number of households with housing problems



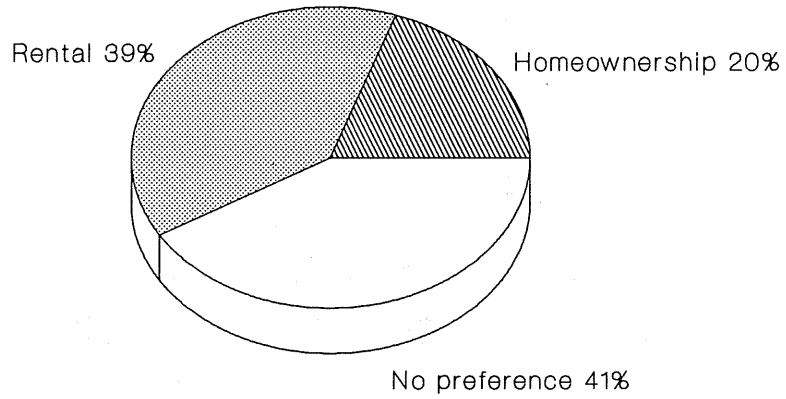
SANIKILUAQ

Number and percentage of households in Core Need*, by household type

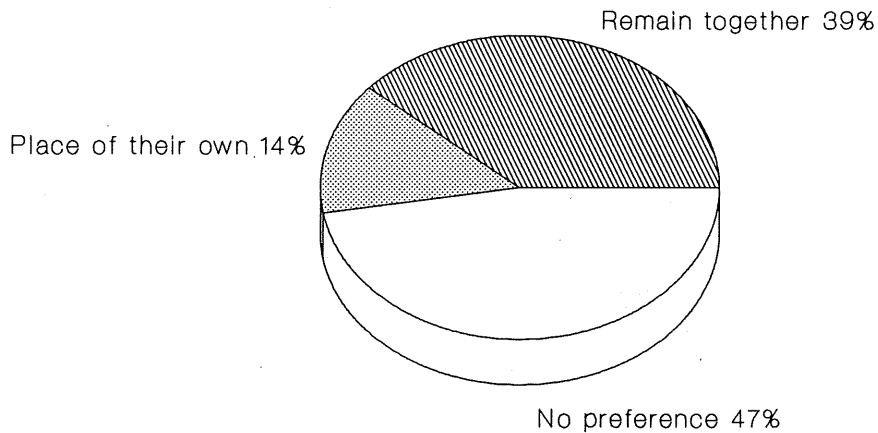


* Total households in Core Need = 58

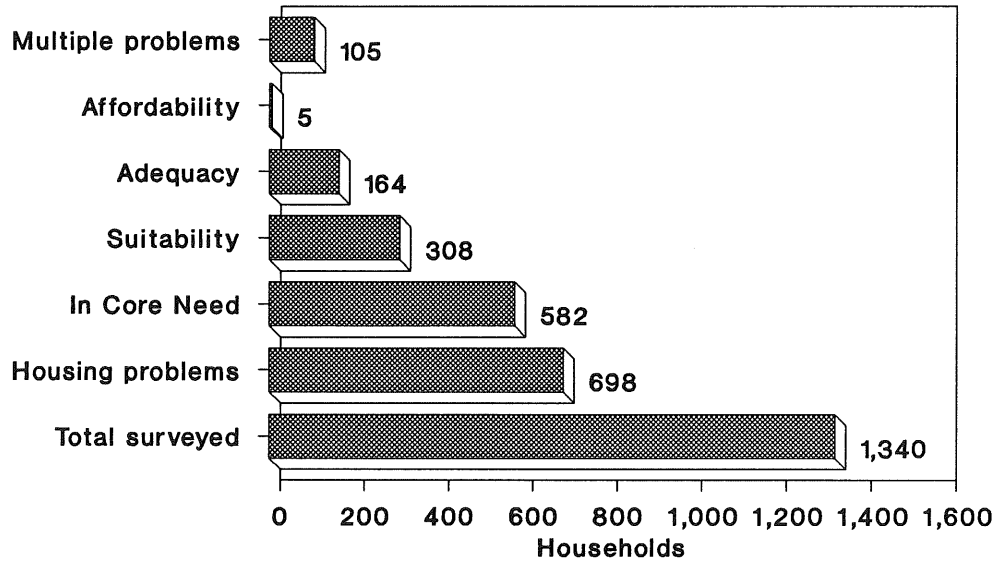
SANIKILUAQ
Preference of individuals in Core Need households for homeownership and rental



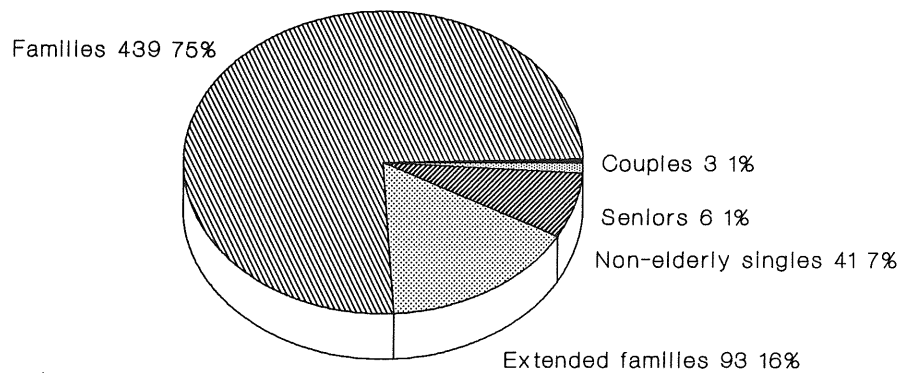
SANIKILUAQ
Preference of individuals in Core Need households for a place of their own



KEEWATIN DISTRICT Number of households with housing problems

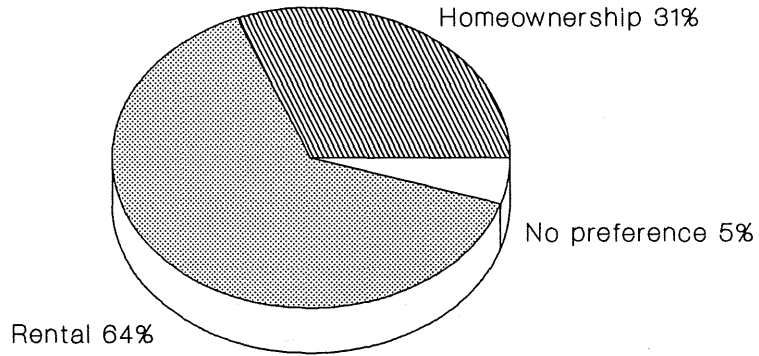


KEEWATIN DISTRICT Number and percentage of households in Core Need*, by household type

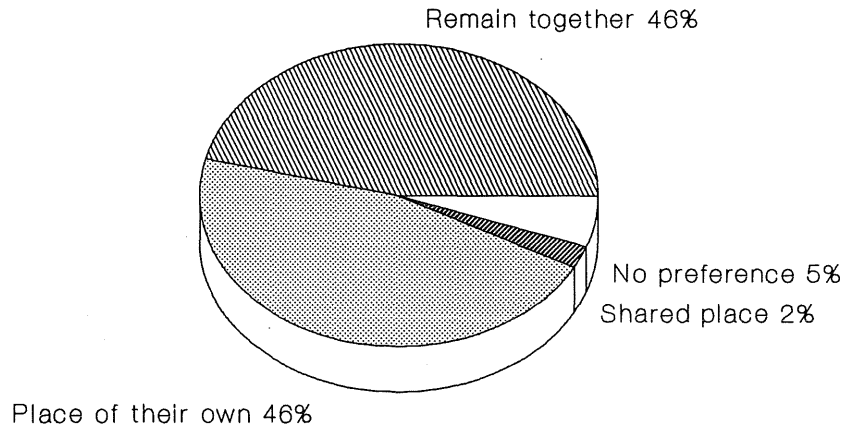


• Total households in Core Need = 582

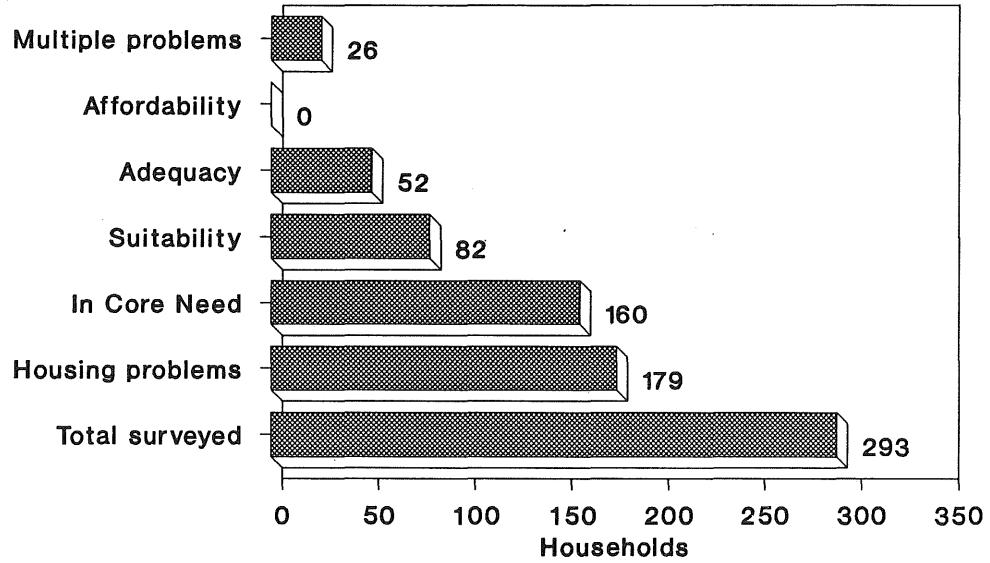
KEEWATIN DISTRICT
Preference of individuals in Core Need households for homeownership and rental



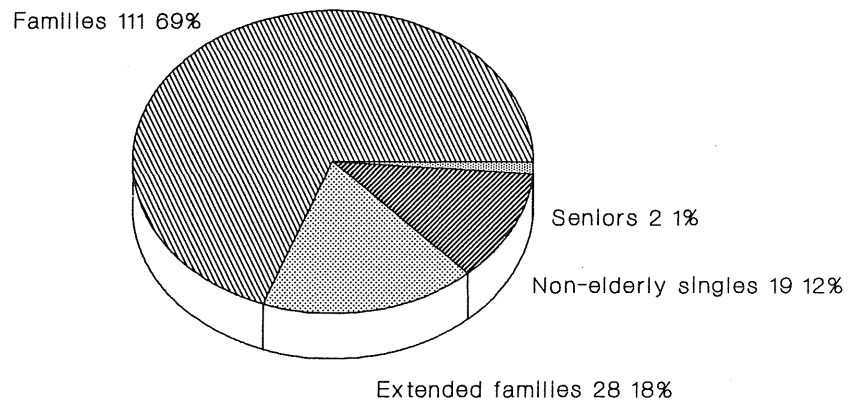
KEEWATIN DISTRICT
Preference of individuals in Core Need households for a place of their own



ARVIAT Number of households with housing problems

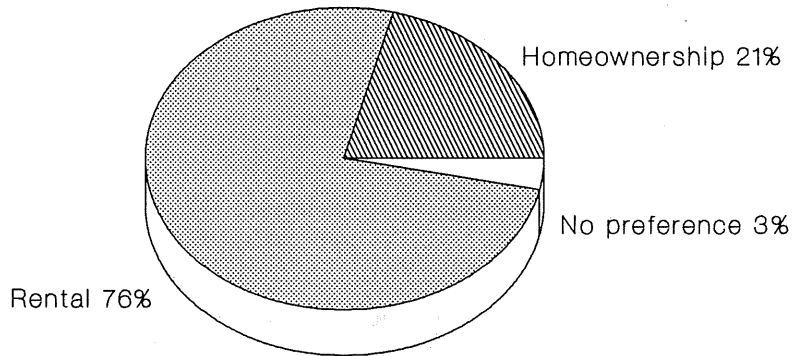


ARVIAT Number and percentage of households in Core Need*, by household type

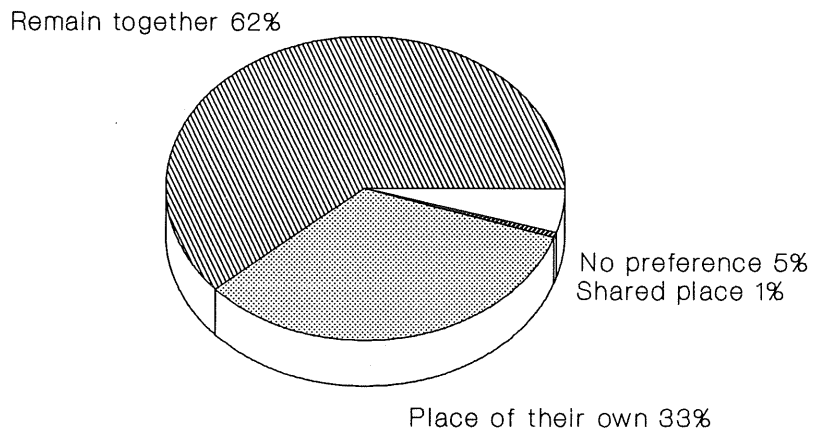


• Total households in Core Need = 160

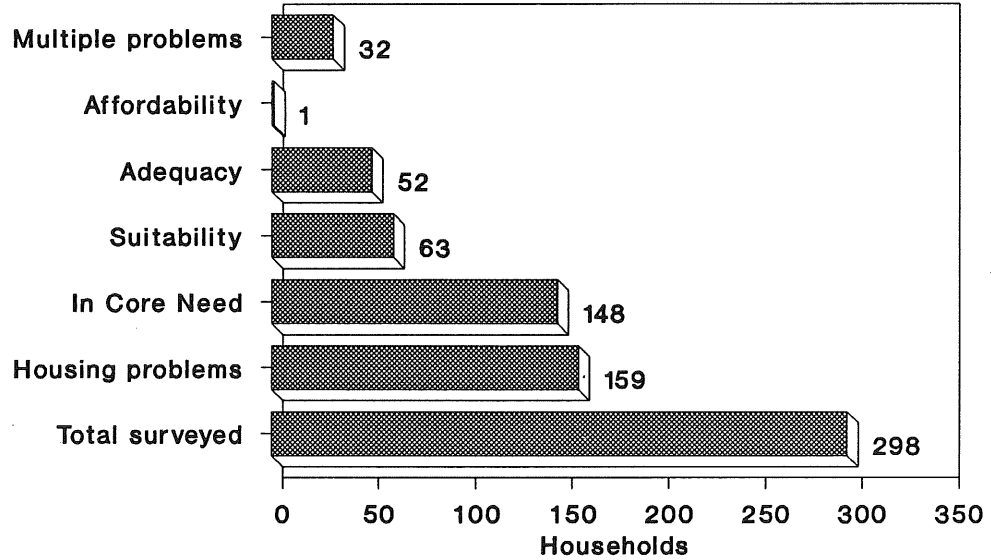
ARVIAT
Preference of individuals in Core Need households for homeownership and rental



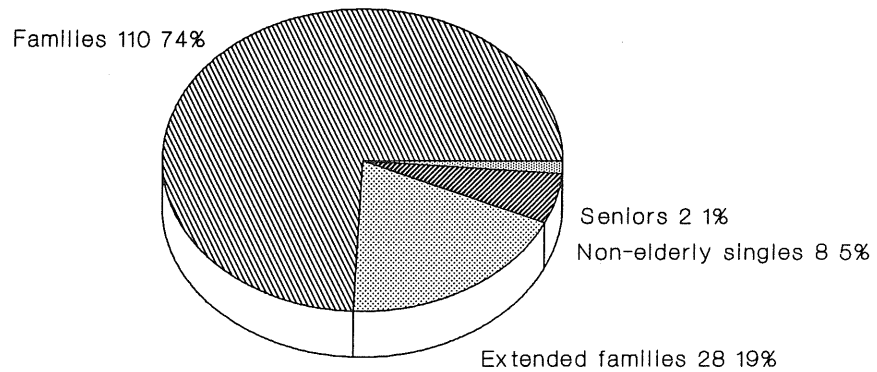
ARVIAT
Preference of individuals in Core Need households for a place of their own



BAKER LAKE Number of households with housing problems

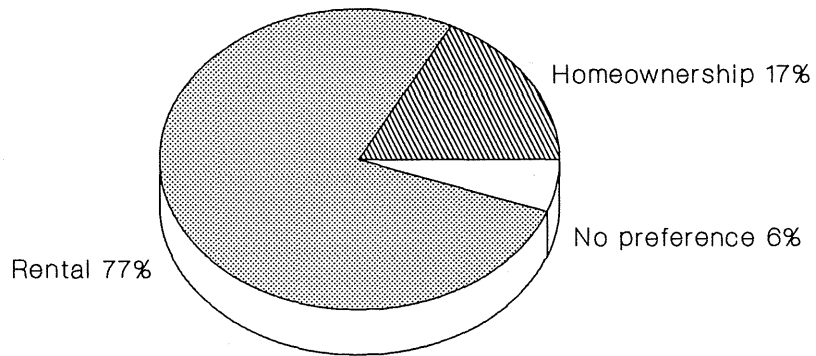


BAKER LAKE Number and percentage of households in Core Need*, by household type

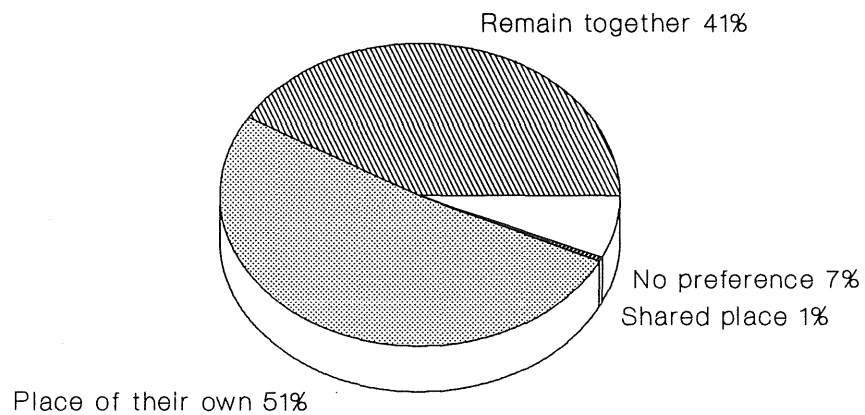


• Total households in Core Need = 148

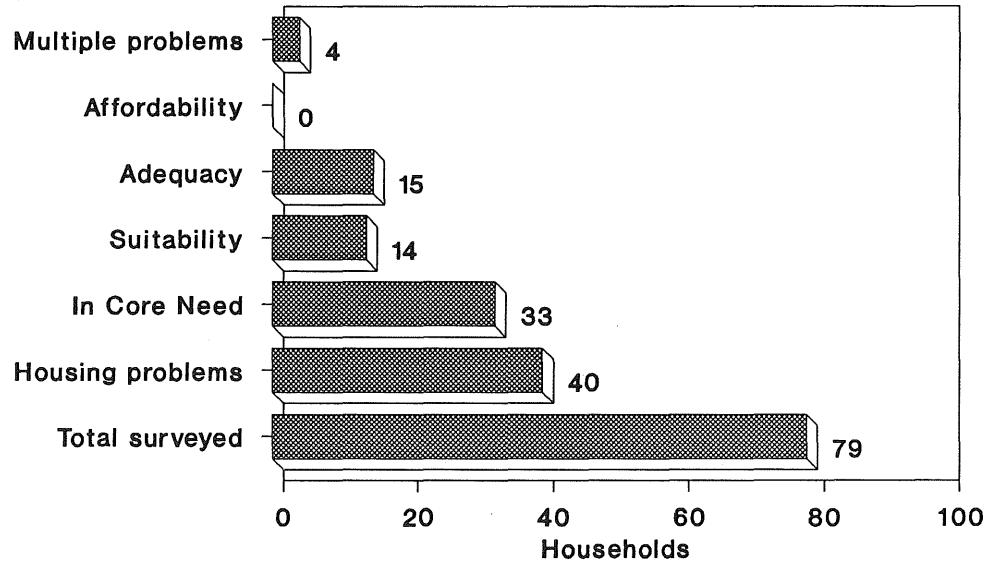
BAKER LAKE
Preference of individuals in Core Need households for homeownership and rental



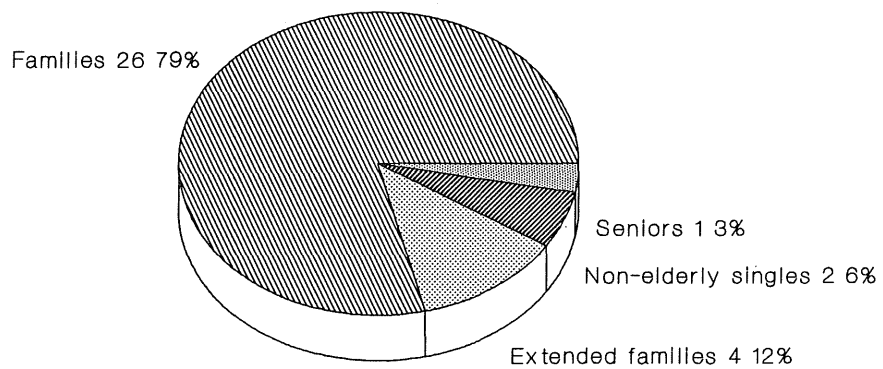
BAKER LAKE
Preference of individuals in Core Need households for a place of their own



CHESTERFIELD INLET Number of households with housing problems

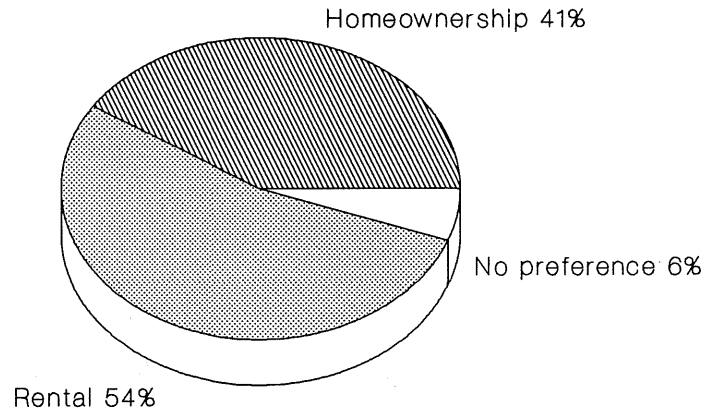


CHESTERFIELD INLET Number and percentage of households in Core Need*, by household type

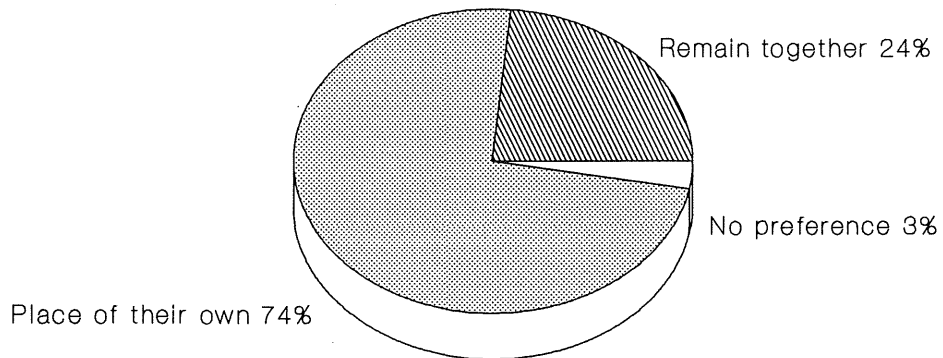


• Total households in Core Need = 33

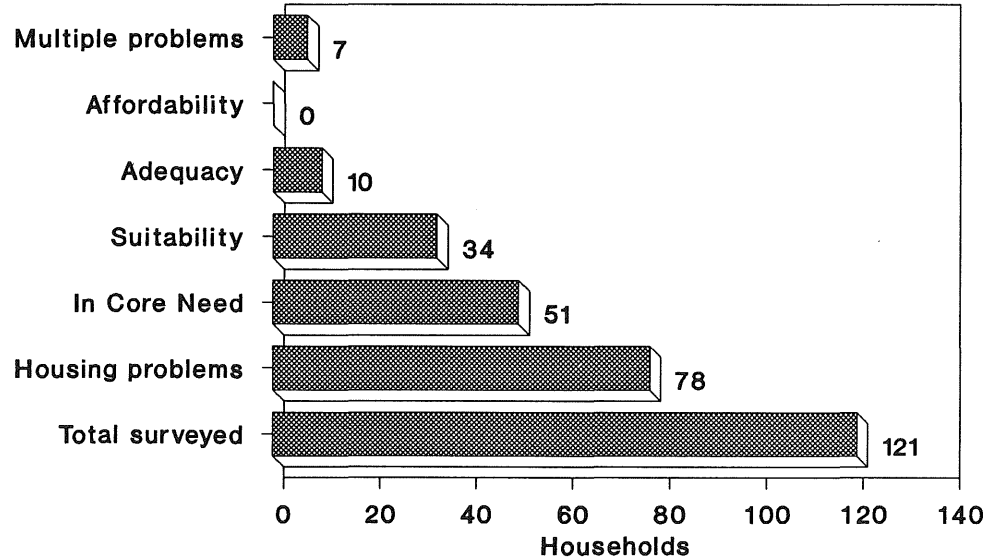
CHESTERFIELD INLET
Preference of individuals in Core Need
households for homeownership and rental



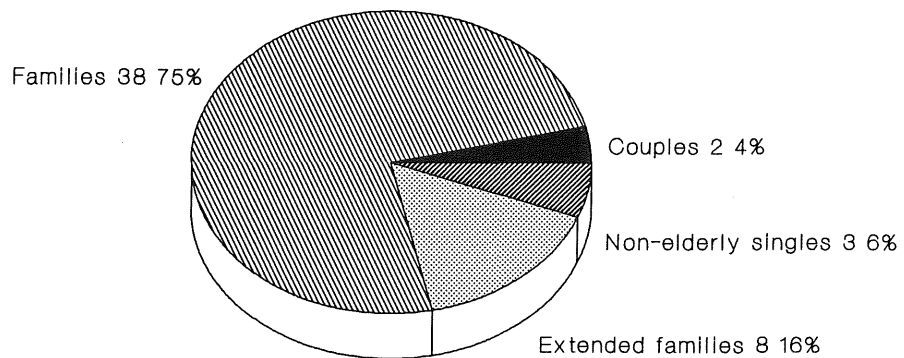
CHESTERFIELD INLET
Preference of individuals in Core Need
households for a place of their own



CORAL HARBOUR Number of households with housing problems



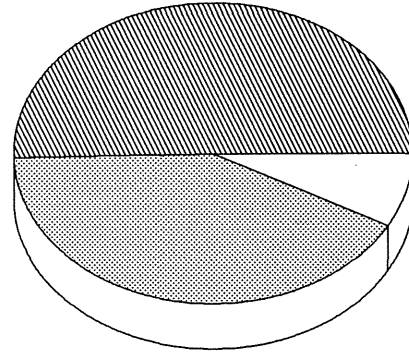
CORAL HARBOUR Number and percentage of households in Core Need*, by household type



• Total households in Core Need = 51

CORAL HARBOUR
Preference of individuals in Core Need households for homeownership and rental

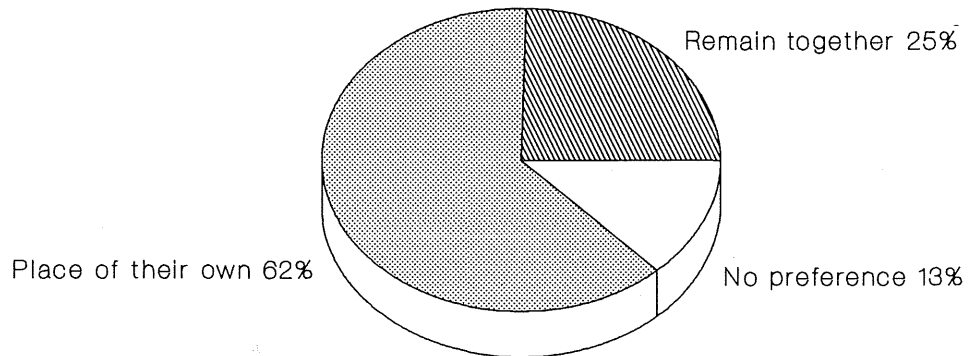
Homeownership 50%



No preference 8%

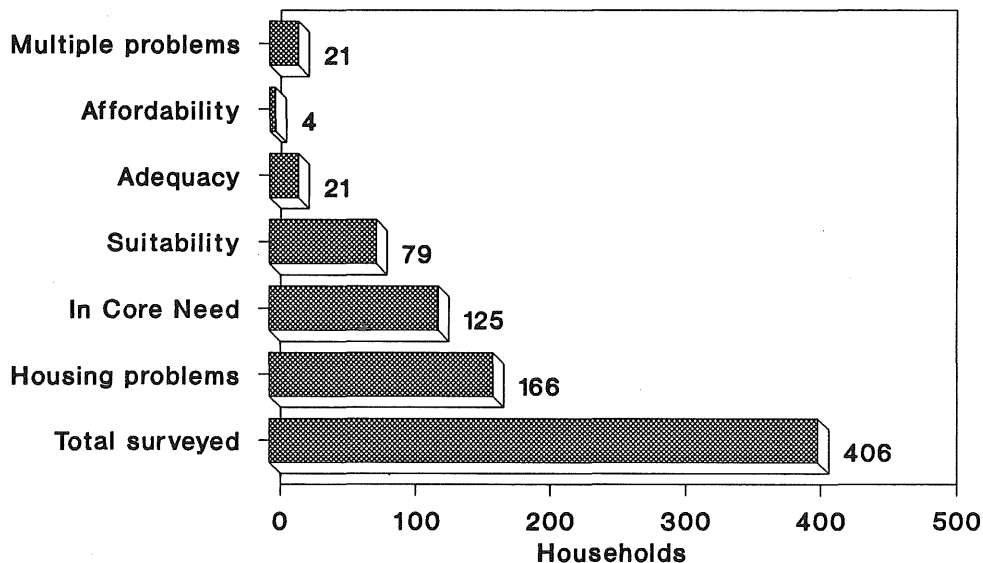
Rental 42%

CORAL HARBOUR
Preference of individuals in Core Need households for a place of their own



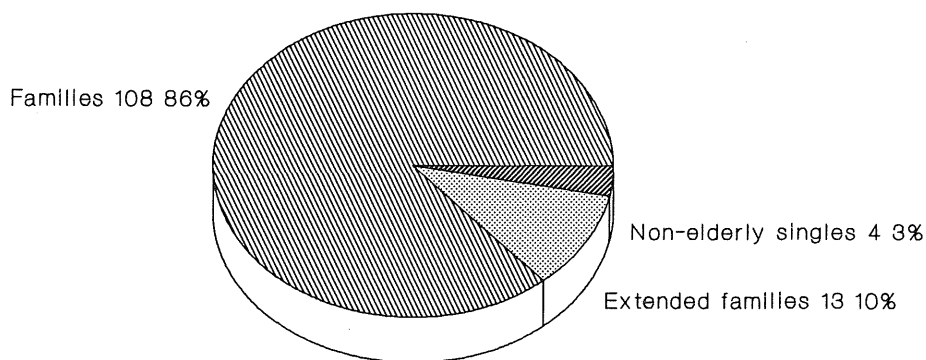
RANKIN INLET

Number of households with housing problems



RANKIN INLET

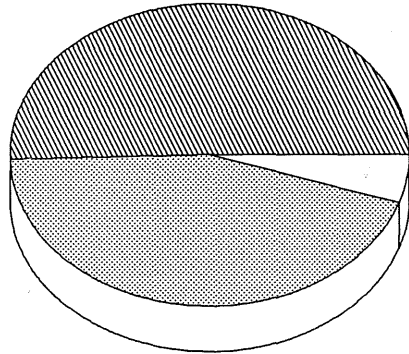
Number and percentage of households in Core Need*, by household type



* Total households in Core Need = 125

RANKIN INLET
Preference of individuals in Core Need households for homeownership and rental

Homeownership 50%

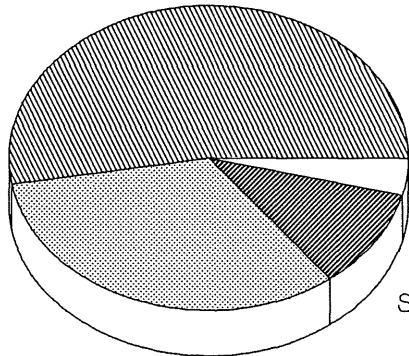


No preference 5%

Rental 44%

RANKIN INLET
Preference of individuals in Core Need households for a place of their own

Remain together 53%



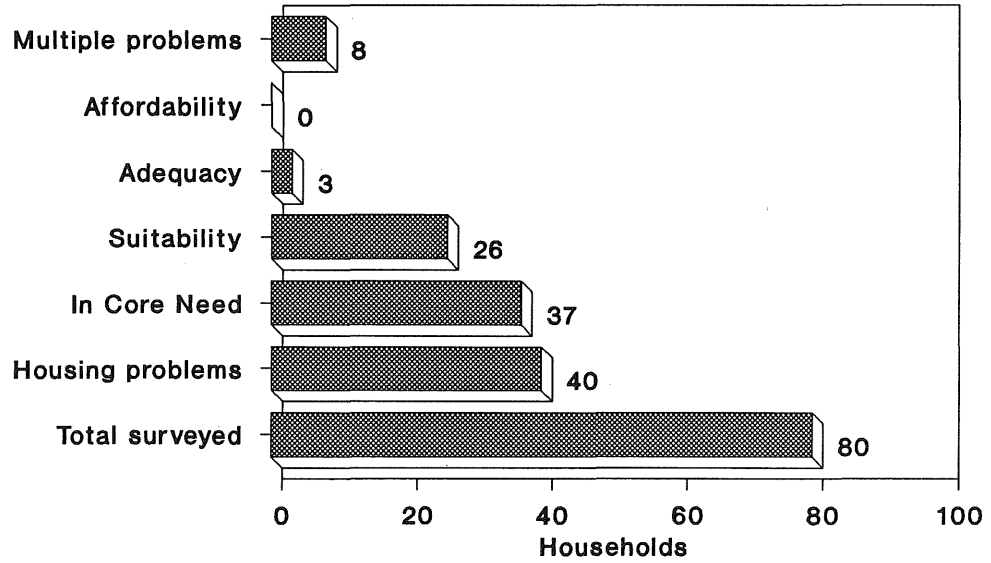
No preference 4%

Shared place 11%

Place of their own 33%

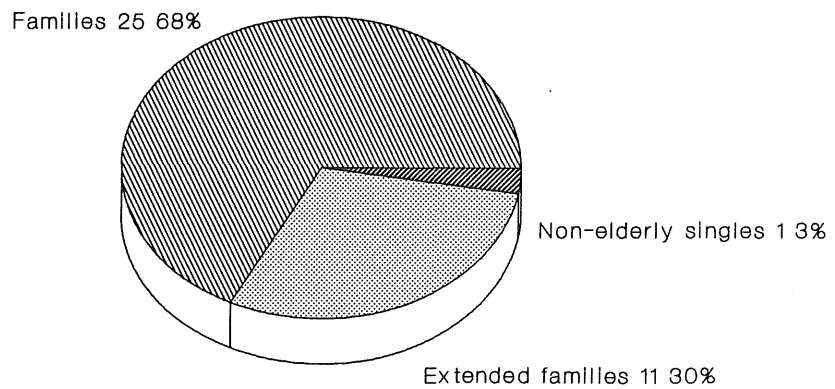
REPULSE BAY

Number of households with housing problems



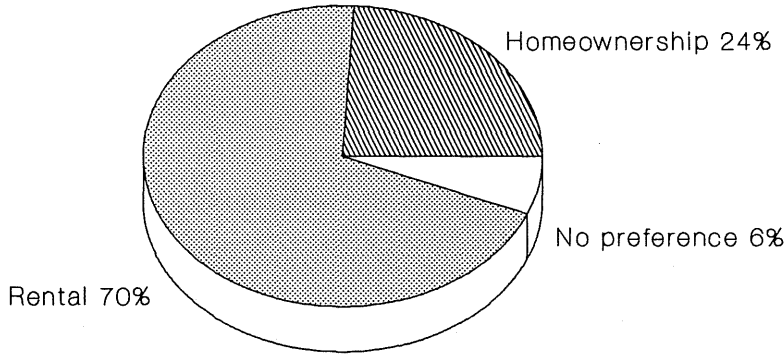
REPULSE BAY

Number and percentage of households in Core Need*, by household type

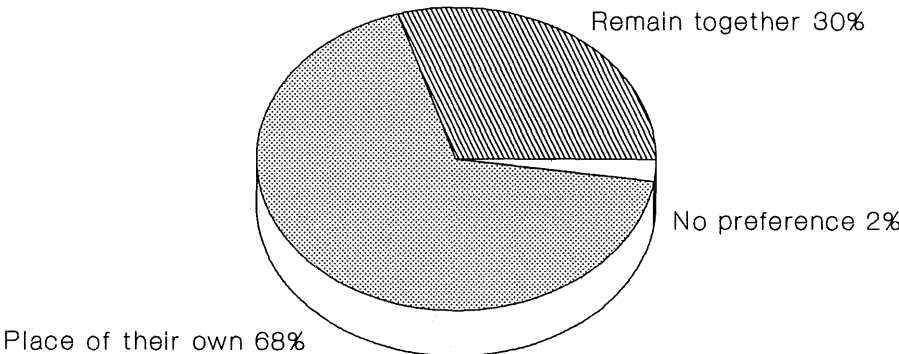


• Total households in Core Need = 37

REPULSE BAY
Preference of individuals in Core Need households for homeownership and rental

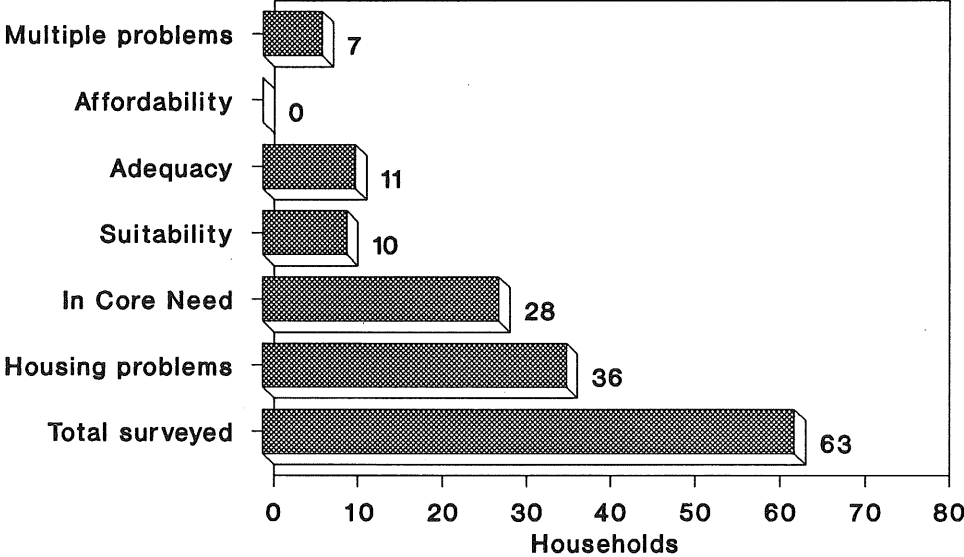


REPULSE BAY
Preference of individuals in Core Need households for a place of their own



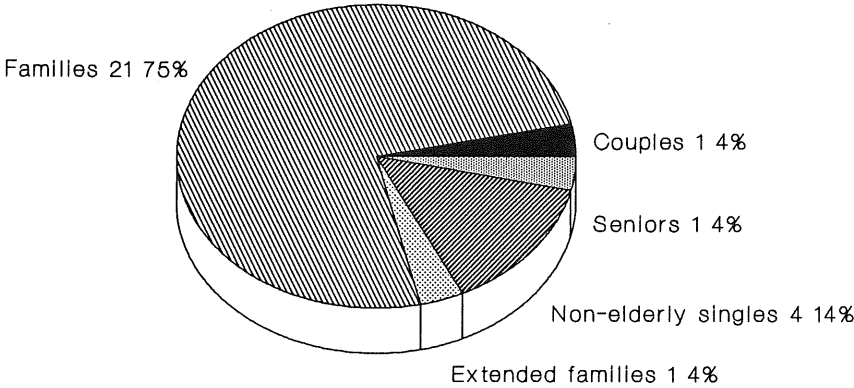
WHALE COVE

Number of households with housing problems



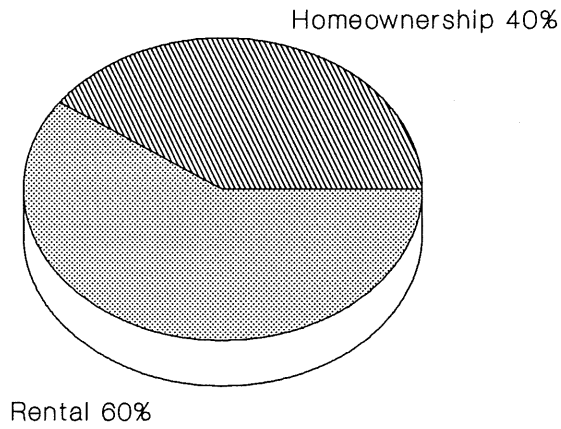
WHALE COVE

Number and percentage of households in Core Need*, by household type

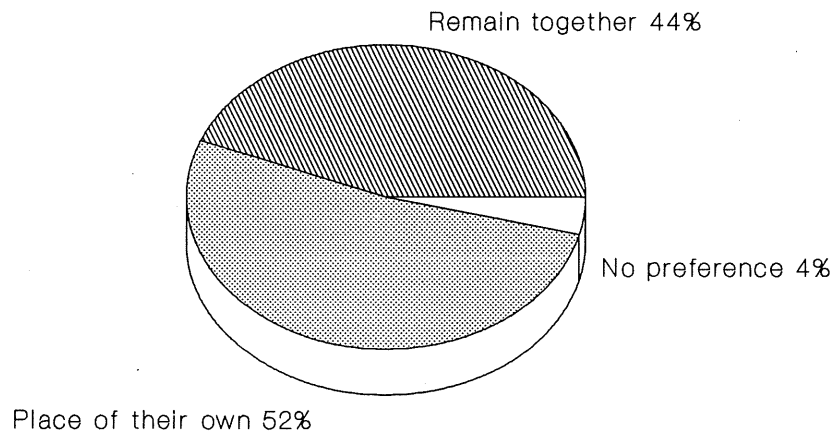


• Total households In Core Need = 28

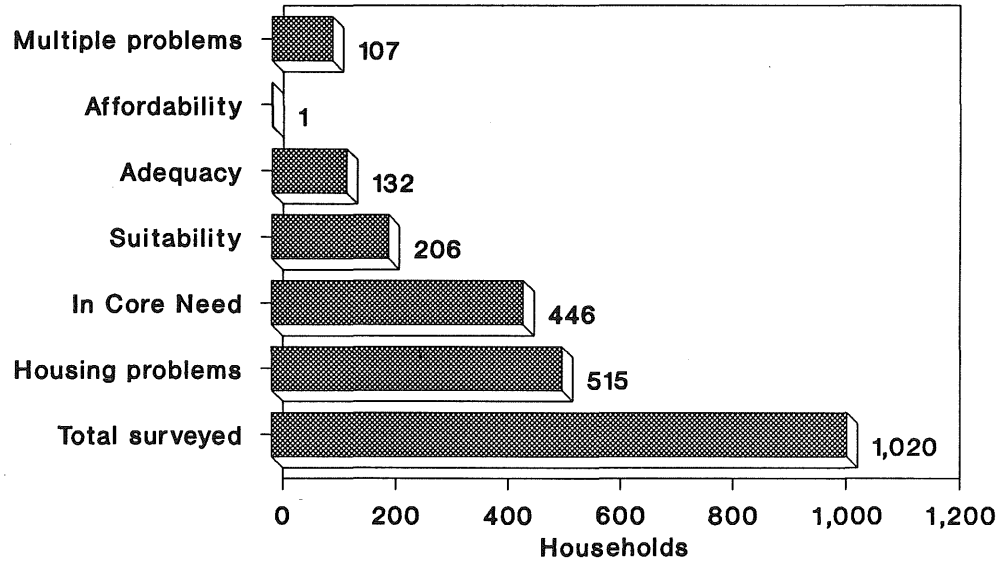
WHALE COVE
Preference of individuals in Core Need households for homeownership and rental



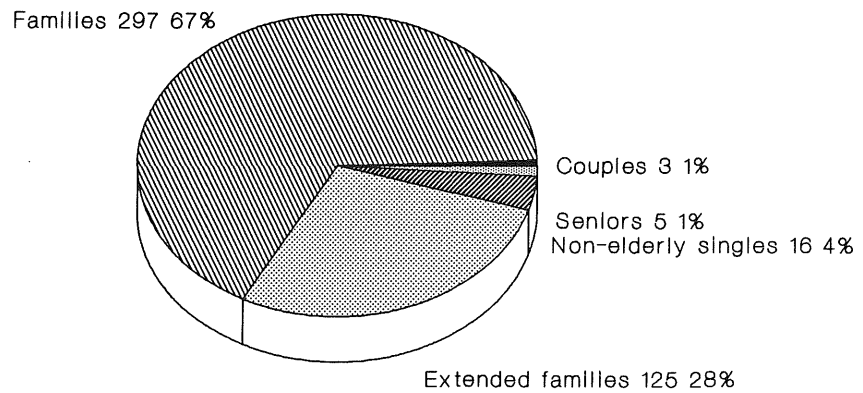
WHALE COVE
Preference of individuals in Core Need households for a place of their own



KITIKMEOT DISTRICT Number of households with housing problems

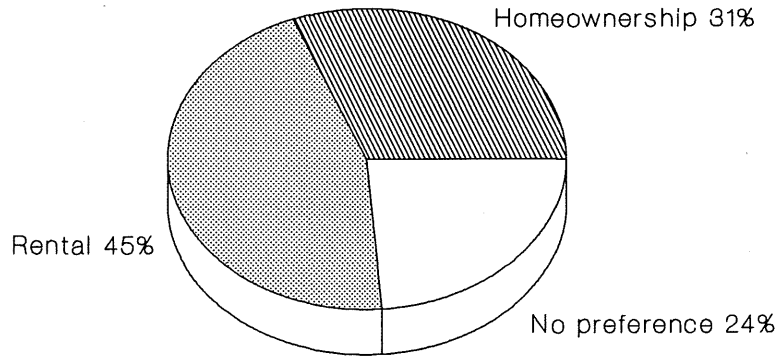


KITIKMEOT DISTRICT Number and percentage of households in Core Need*, by household type

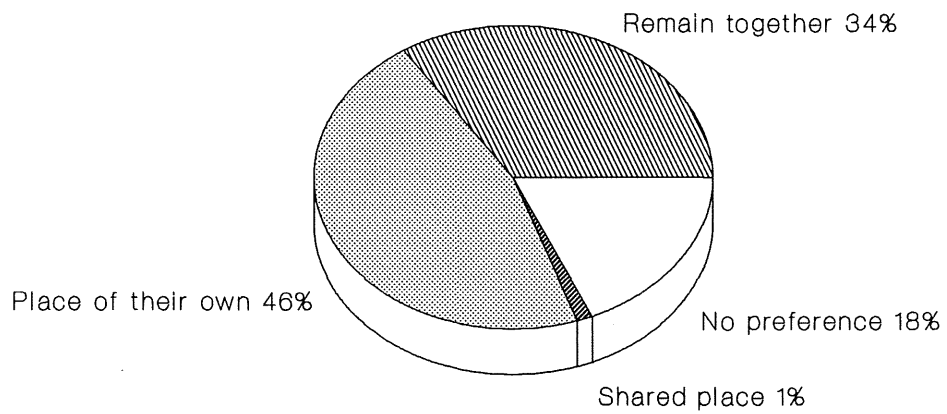


• Total households in Core Need - 446

KITIKMEOT DISTRICT
Preference of individuals in Core Need households for homeownership and rental

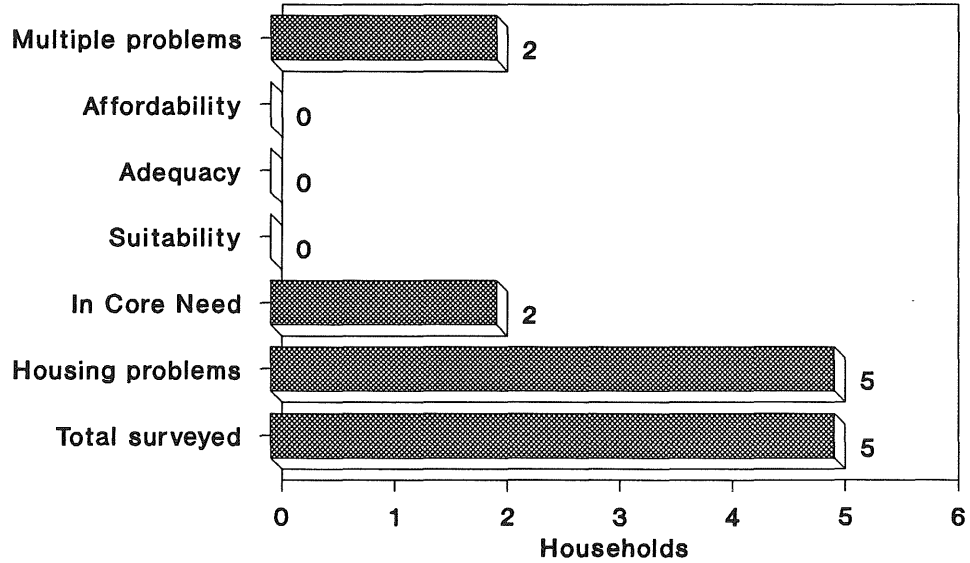


KITIKMEOT DISTRICT
Preference of individuals in Core Need households for a place of their own



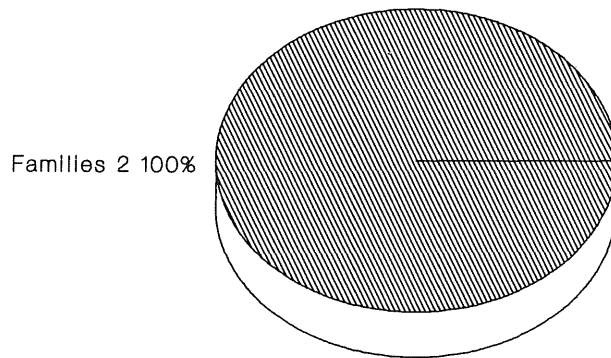
BATHURST INLET

Number of households with housing problems



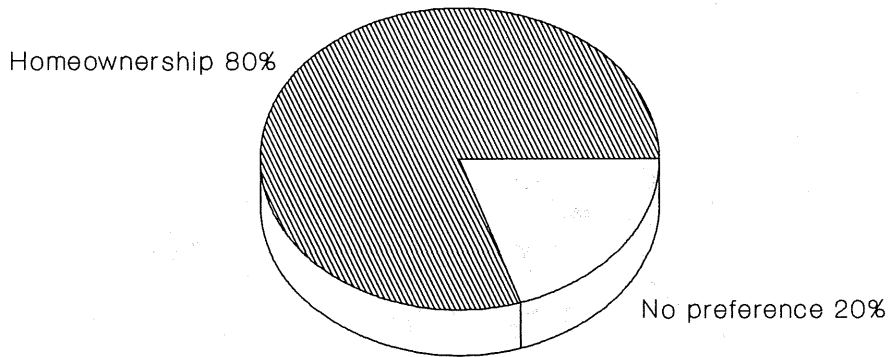
BATHURST INLET

Number and percentage of households in Core Need*, by household type

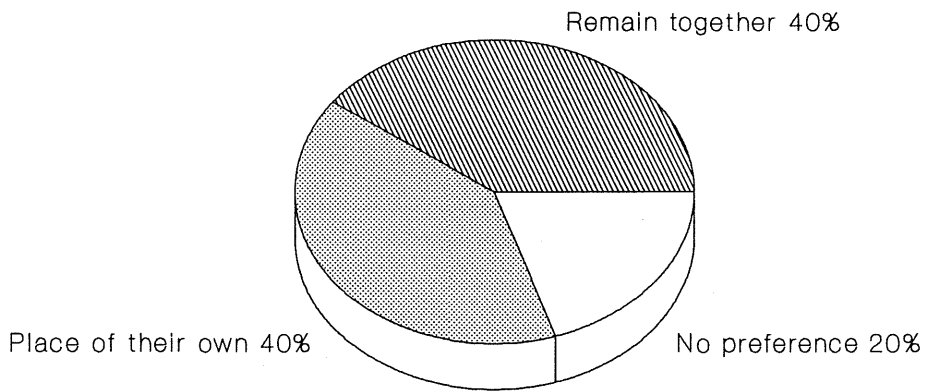


• Total households in Core Need = 2

BATHURST INLET
Preference of individuals in Core Need households for homeownership and rental

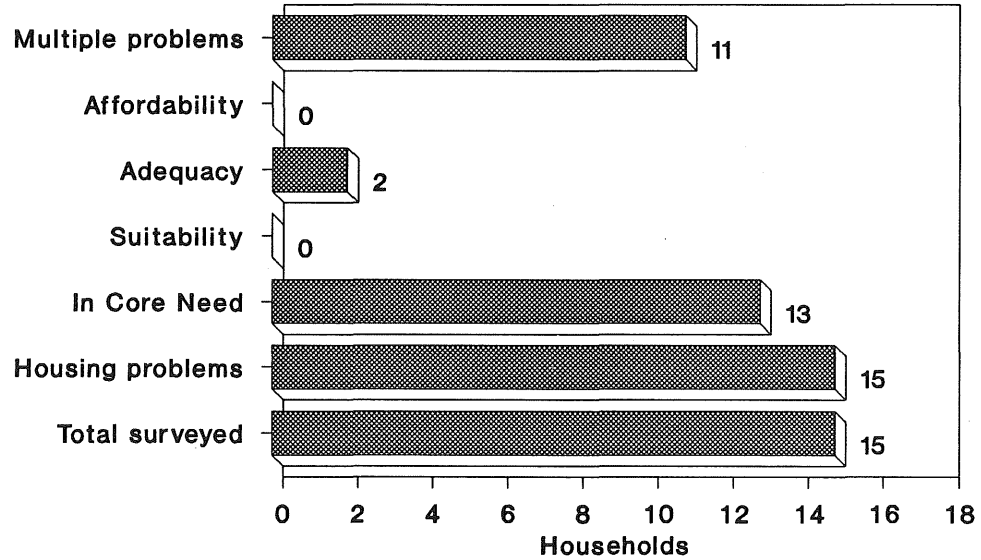


BATHURST INLET
Preference of individuals in Core Need households for a place of their own



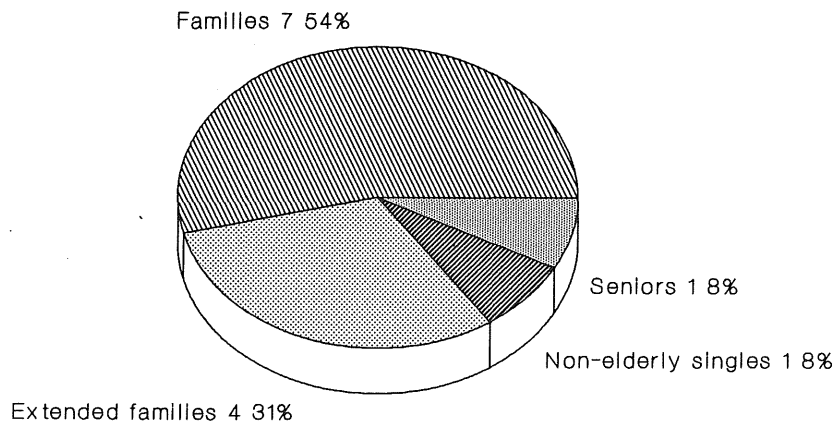
BAY CHIMO

Number of households with housing problems



BAY CHIMO

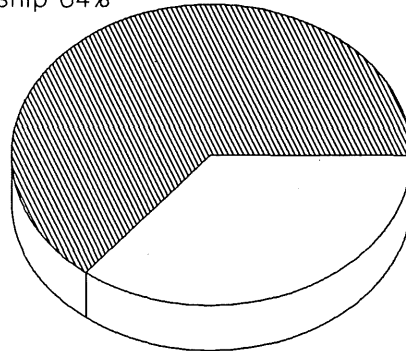
Number and percentage of households in Core Need*, by household type



• Total households in Core Need = 13

BAY CHIMO
Preference of individuals in Core Need households for homeownership and rental

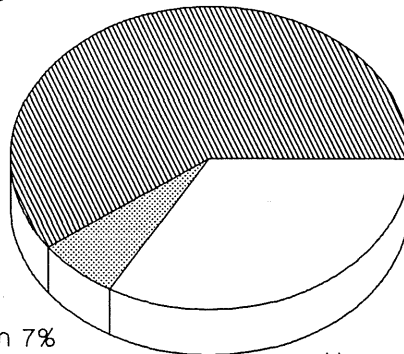
Homeownership 64%



No preference 36%

BAY CHIMO
Preference of individuals in Core Need households for a place of their own

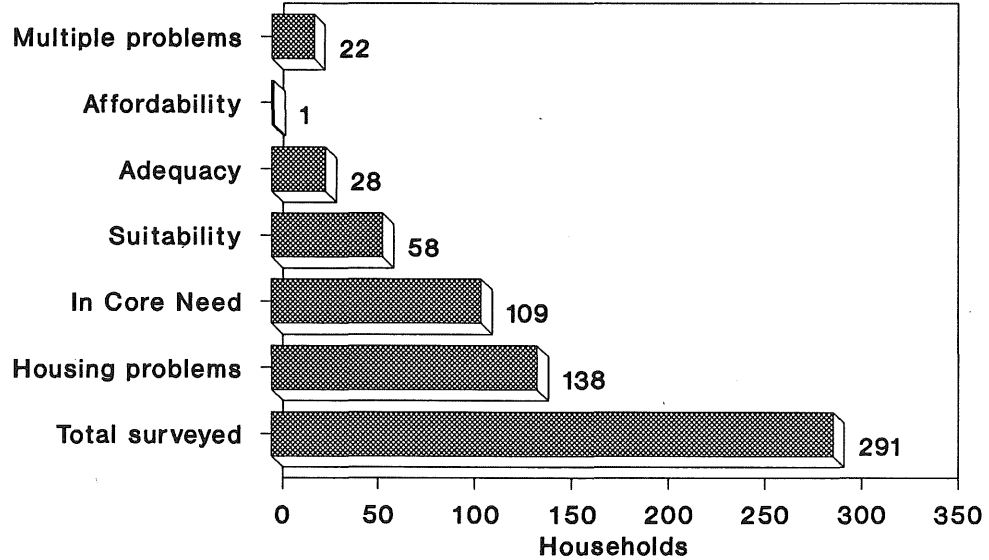
Remain together 60%



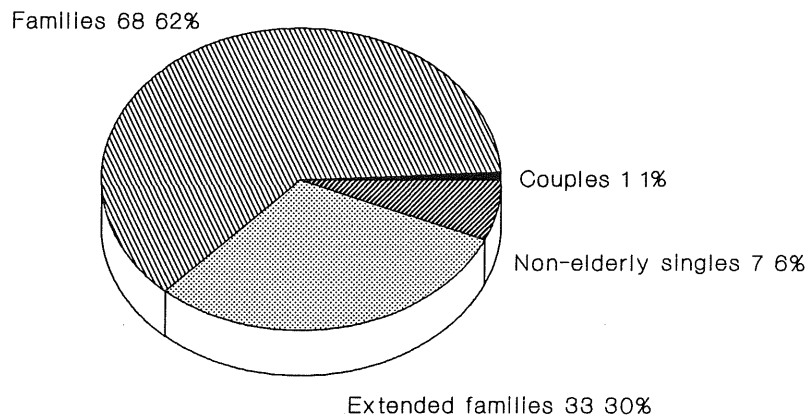
Place of their own 7%

No preference 33%

CAMBRIDGE BAY Number of households with housing problems

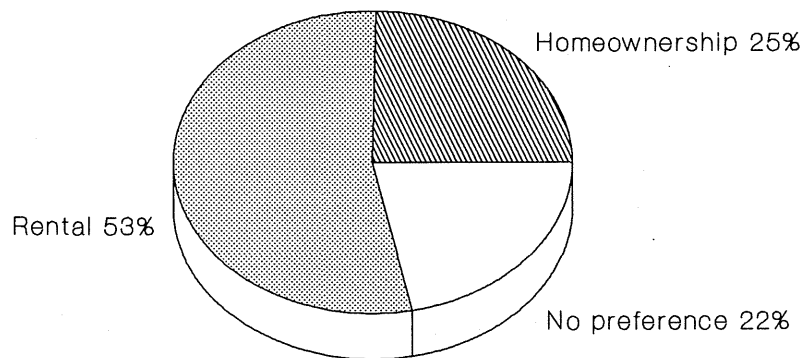


CAMBRIDGE BAY Number and percentage of households in Core Need*, by household type

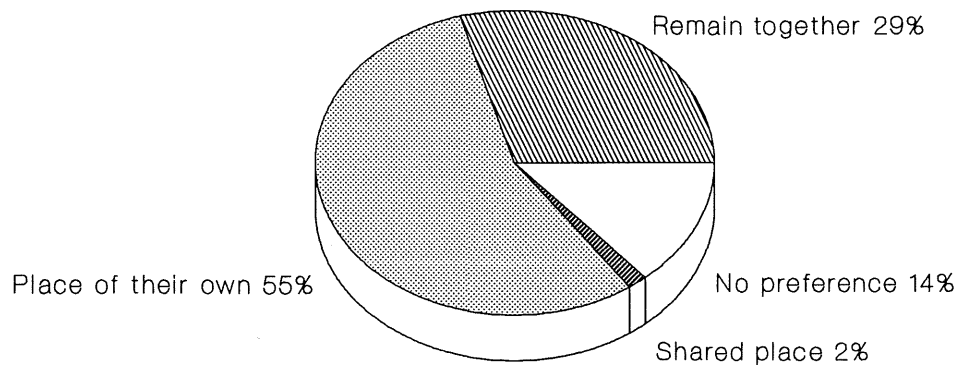


• Total households in Core Need = 109

CAMBRIDGE BAY
Preference of individuals in Core Need
households for homeownership and rental

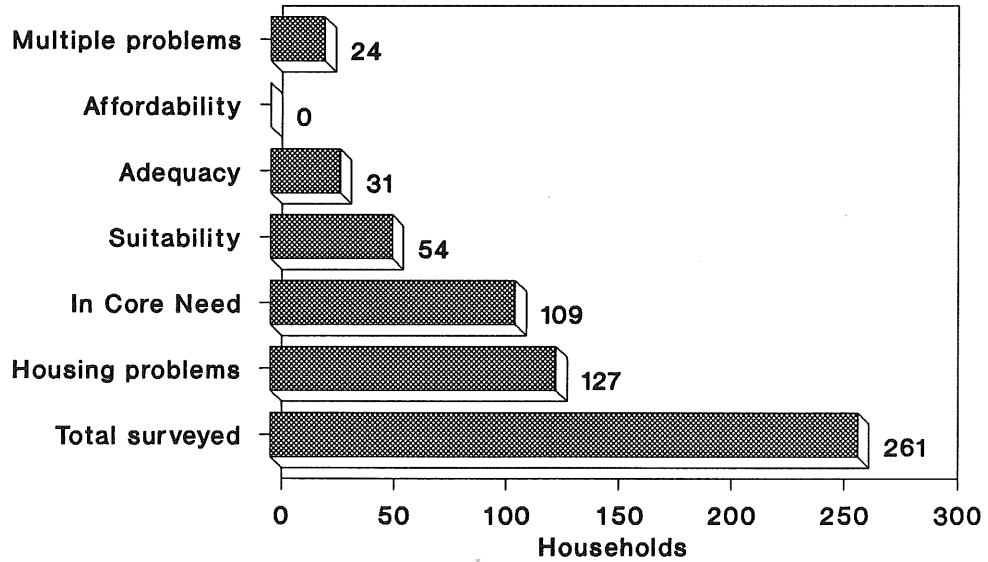


CAMBRIDGE BAY
Preference of individuals in Core Need
households for a place of their own



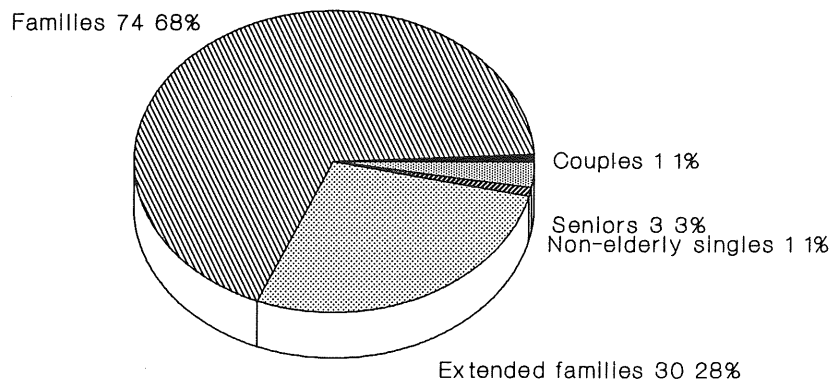
COPPERMINE

Number of households with housing problems



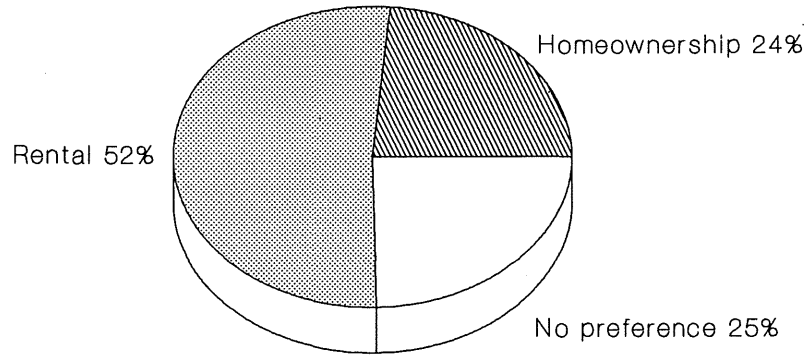
COPPERMINE

Number and percentage of households in Core Need*, by household type

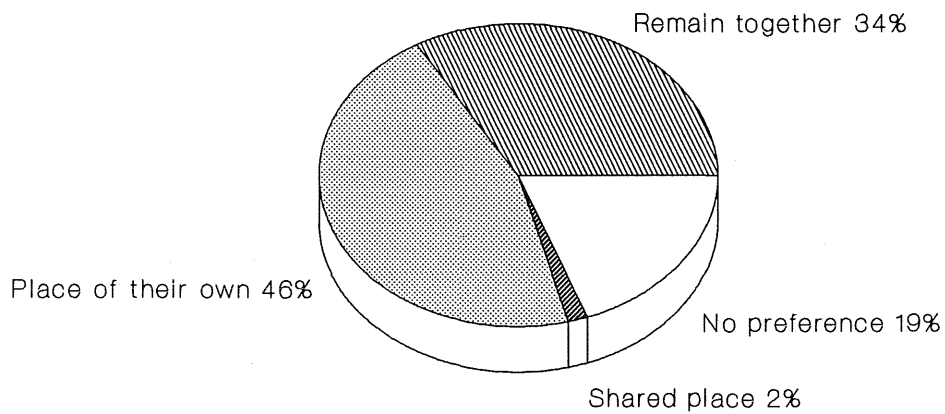


* Total households in Core Need = 109

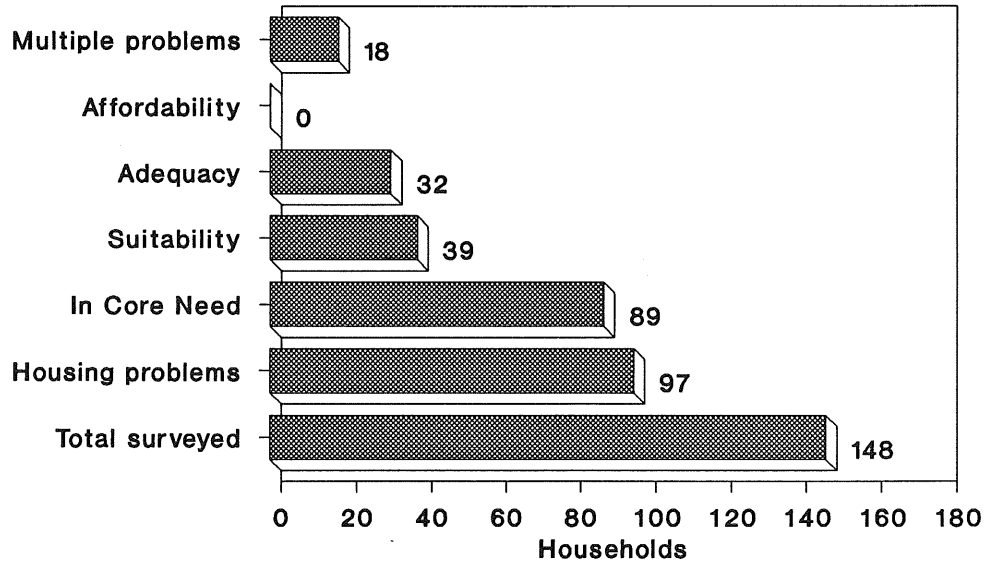
COPPERMINE
Preference of individuals in Core Need households for homeownership and rental



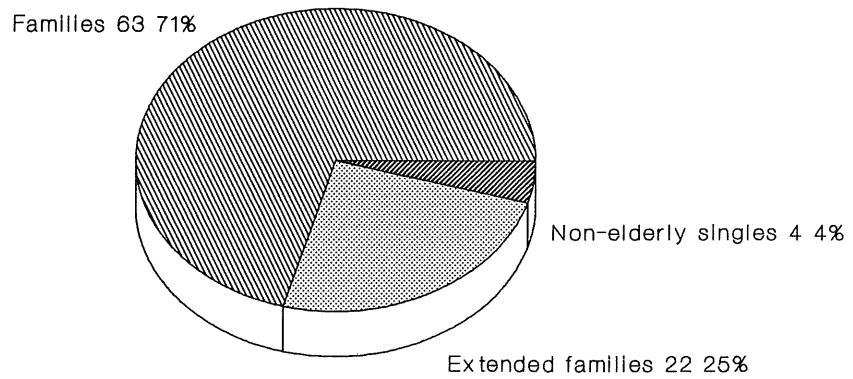
COPPERMINE
Preference of individuals in Core Need households for a place of their own



GJOA HAVEN Number of households with housing problems

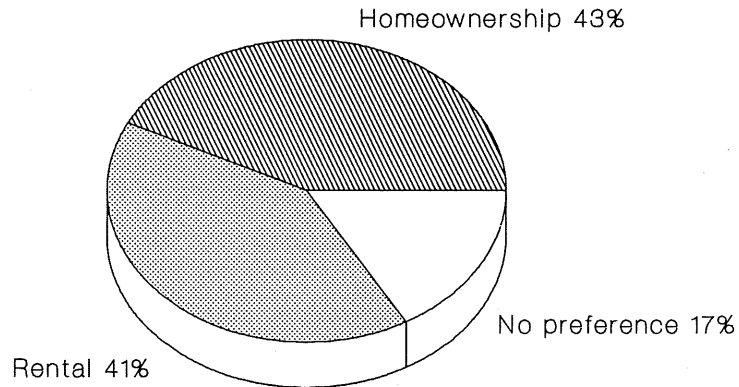


GJOA HAVEN Number and percentage of households in Core Need*, by household type

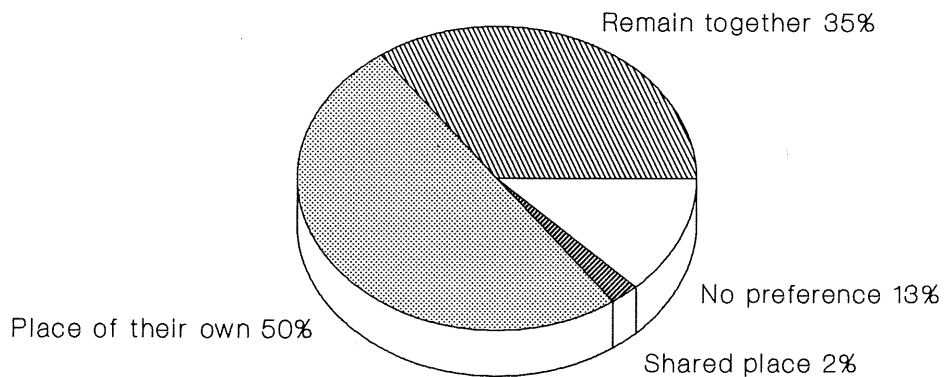


• Total households in Core Need = 89

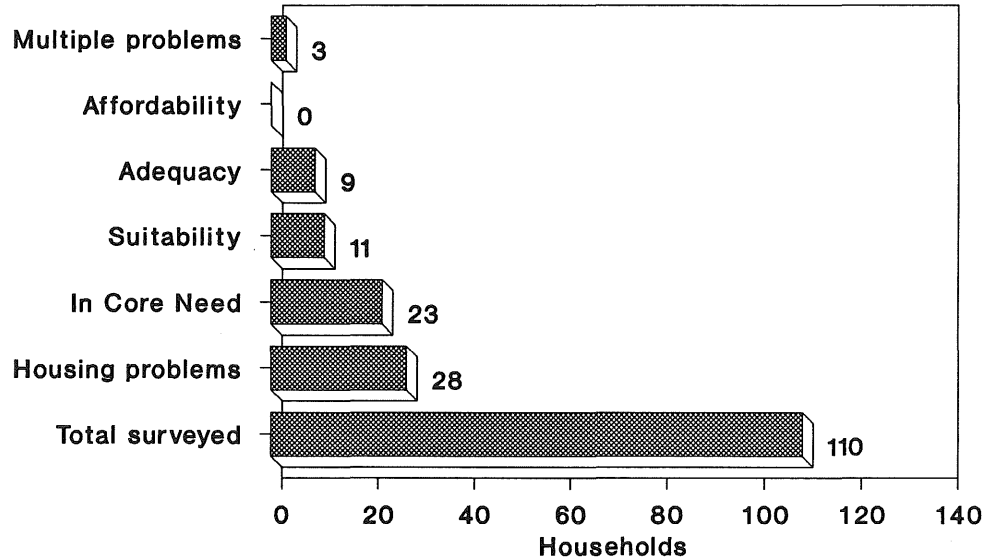
GJOA HAVEN
Preference of individuals in Core Need households for homeownership and rental



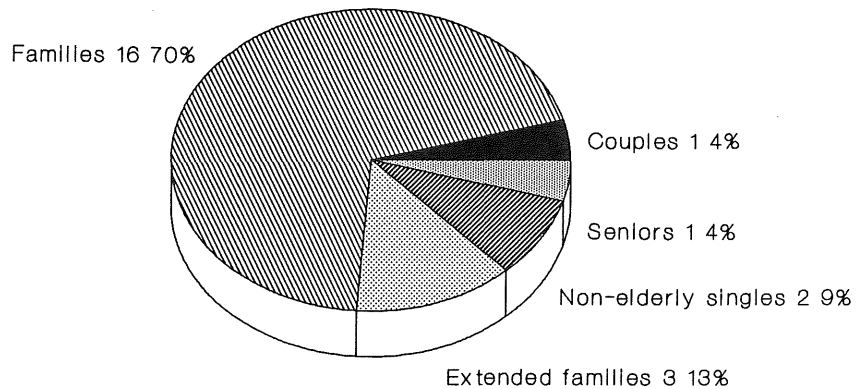
GJOA HAVEN
Preference of individuals in Core Need households for a place of their own



HOLMAN ISLAND Number of households with housing problems

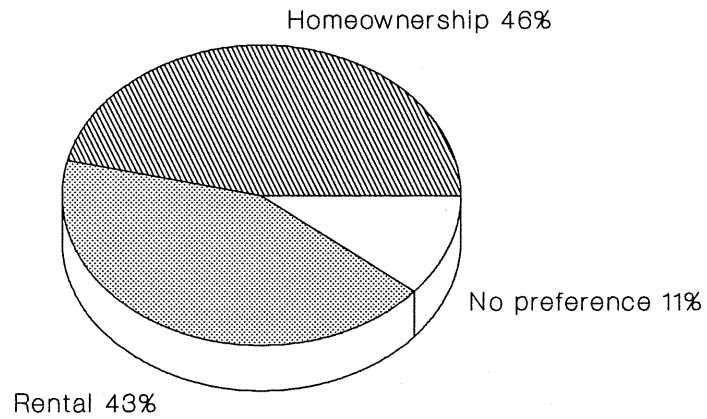


HOLMAN ISLAND Number and percentage of households in Core Need*, by household type

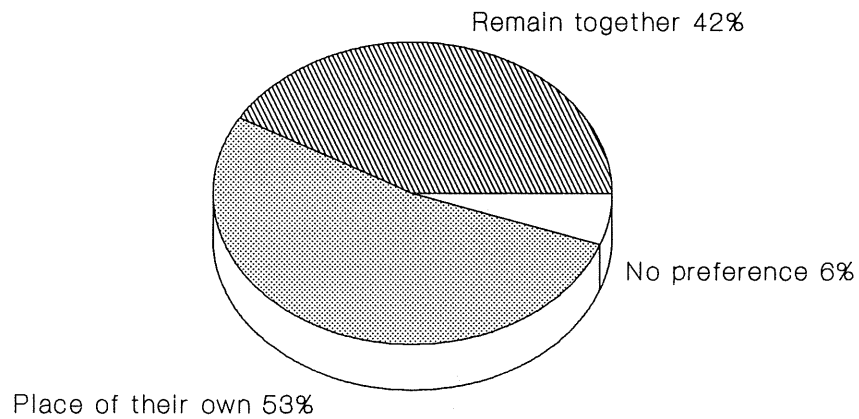


• Total households in Core Need = 23

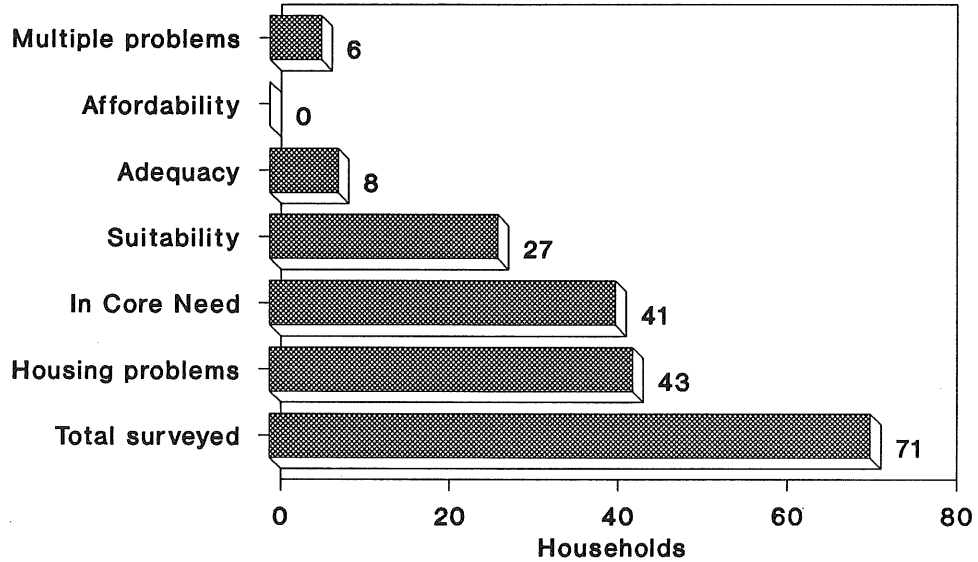
HOLMAN ISLAND
Preference of individuals in Core Need
households for homeownership and rental



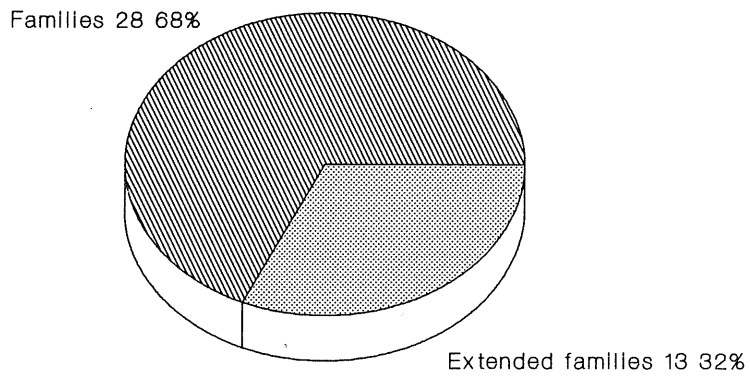
HOLMAN ISLAND
Preference of individuals in Core Need
households for a place of their own



PELLY BAY
Number of households
with housing problems

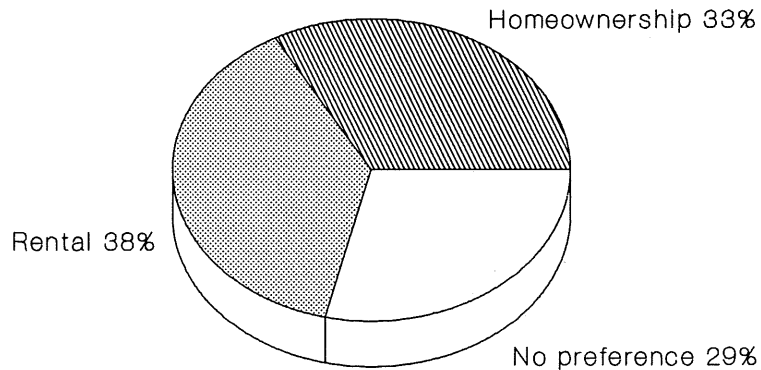


PELLY BAY
Number and percentage of households
in Core Need*, by household type

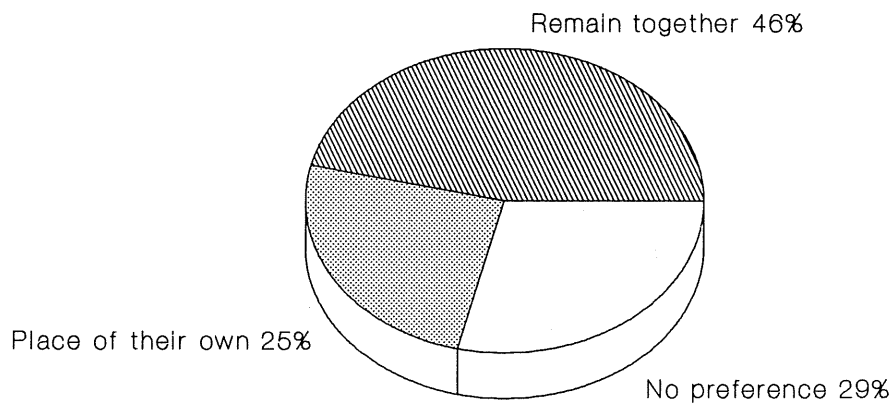


• Total households in Core Need = 41

PELLY BAY
Preference of individuals in Core Need households for homeownership and rental

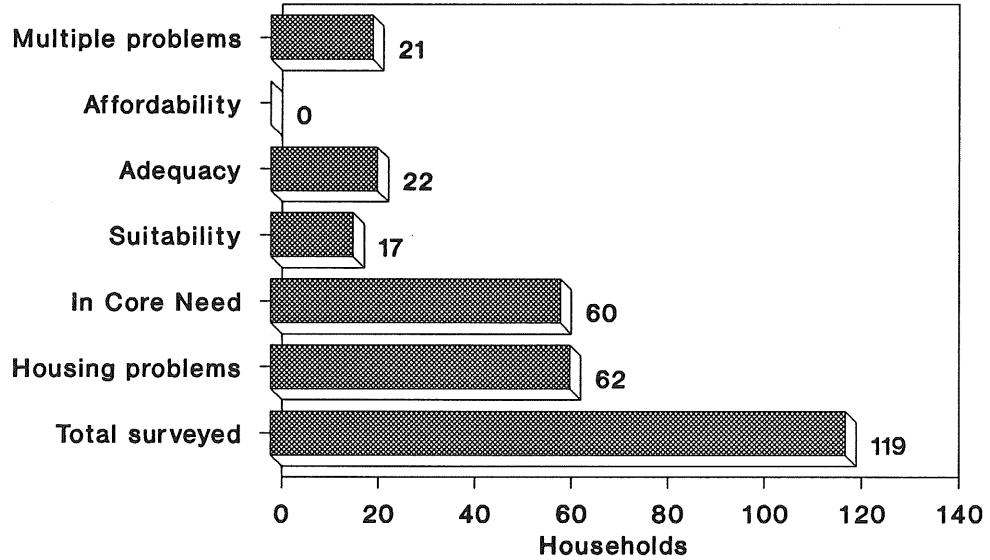


PELLY BAY
Preference of individuals in Core Need households for a place of their own



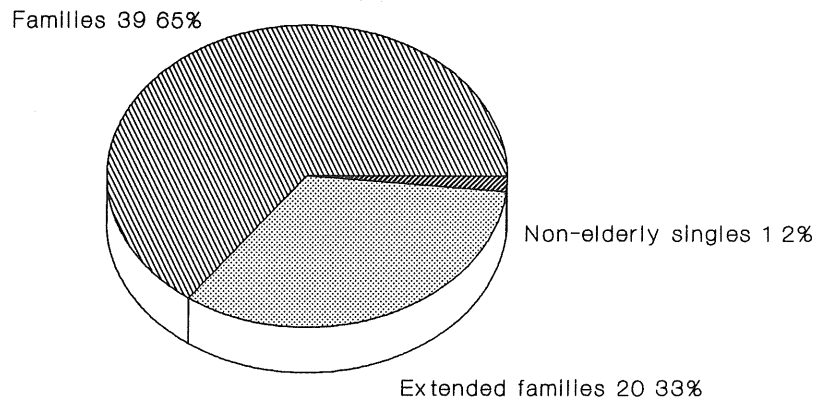
TALOYOAK (SPENCE BAY)

Number of households with housing problems



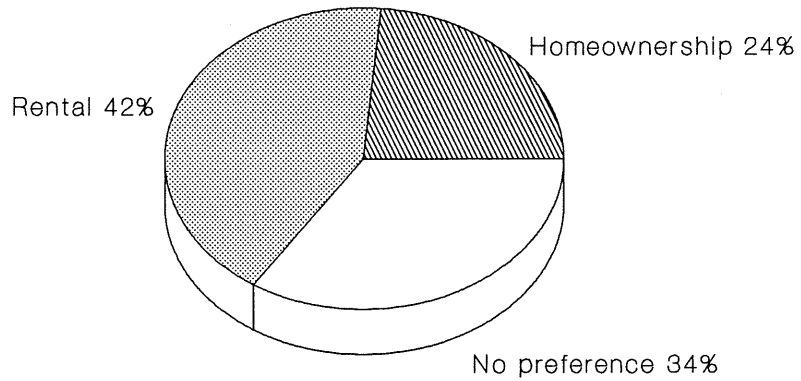
TALOYOAK (SPENCE BAY)

Number and percentage of households in Core Need*, by household type

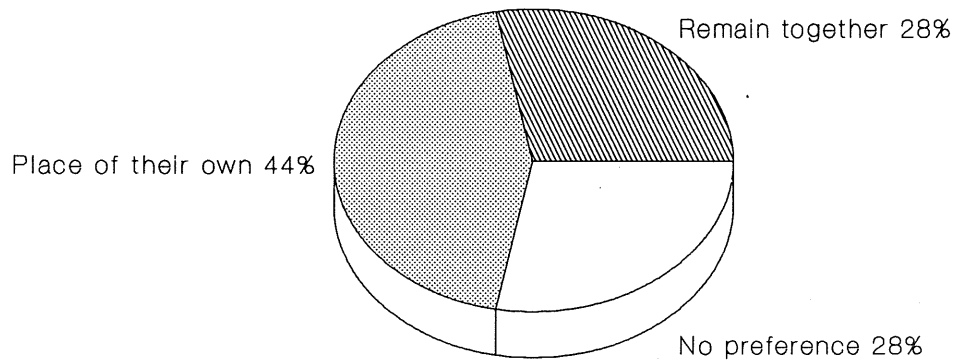


• Total households in Core Need = 60

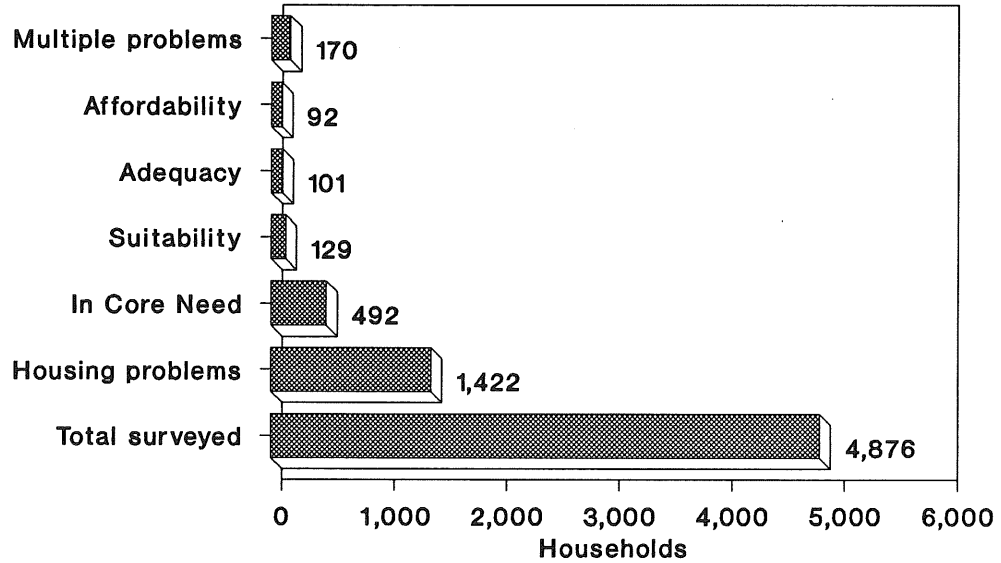
TALOYOAK (SPENCE BAY)
Preference of individuals in Core Need households for homeownership and rental



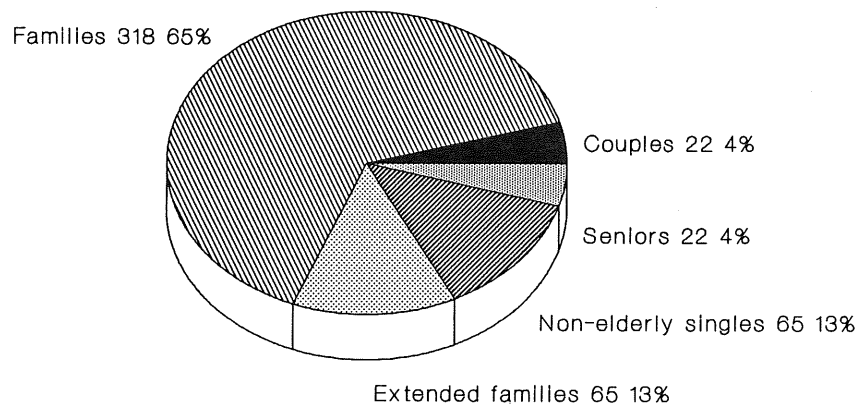
TALOYOAK (SPENCE BAY)
Preference of individuals in Core Need households for a place of their own



NORTH SLAVE DISTRICT Number of households with housing problems

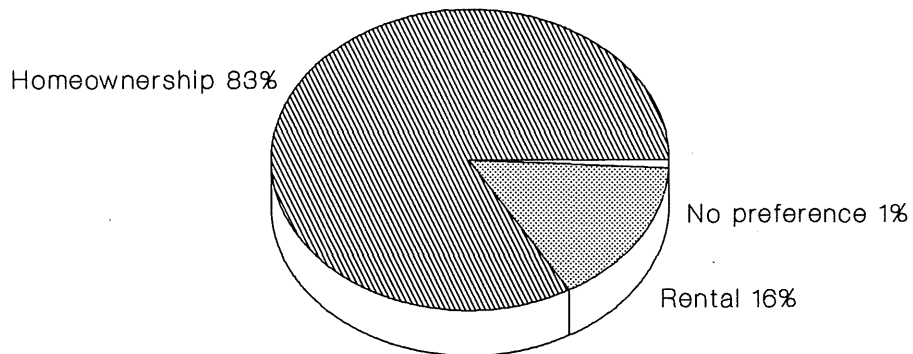


NORTH SLAVE DISTRICT Number and percentage of households in Core Need*, by household type

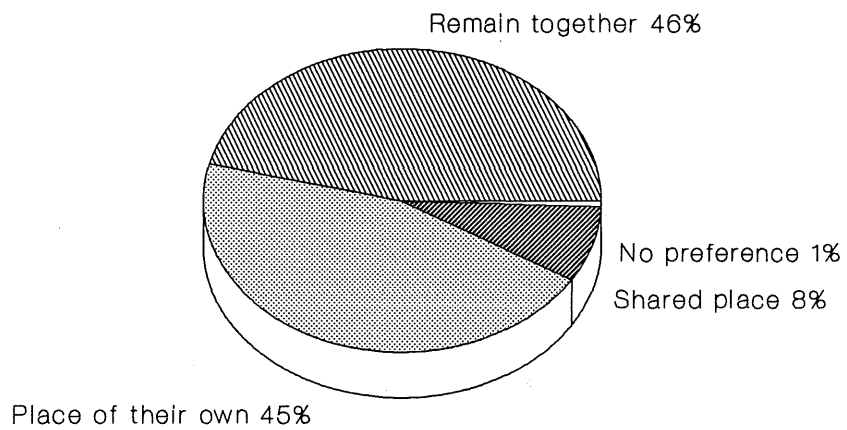


• Total households in Core Need = 492

NORTH SLAVE DISTRICT
Preference of individuals in Core Need
households for homeownership and rental

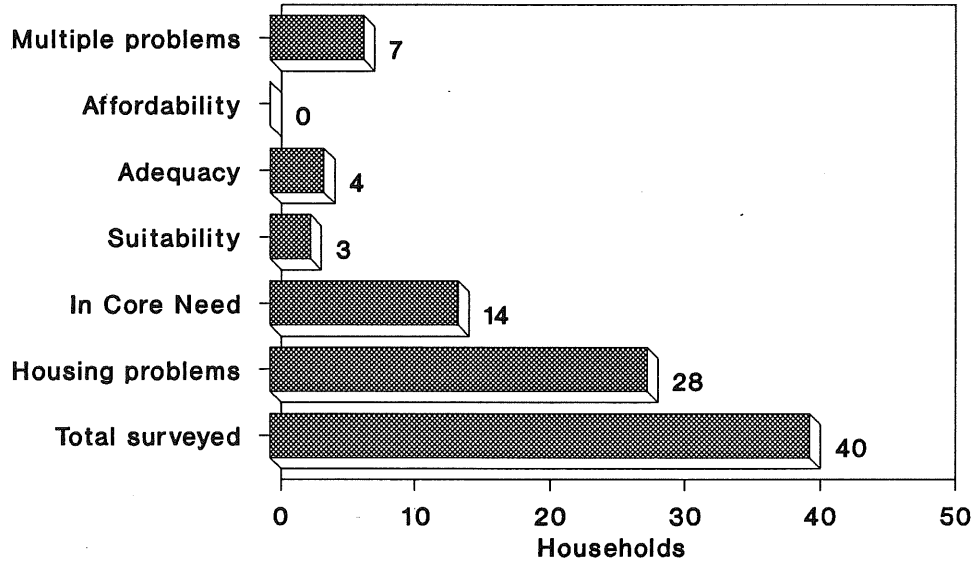


NORTH SLAVE DISTRICT
Preference of individuals in Core Need
households for a place of their own



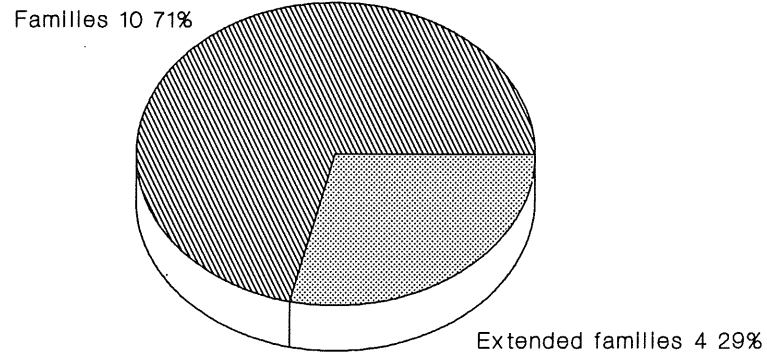
DETTAH

Number of households with housing problems



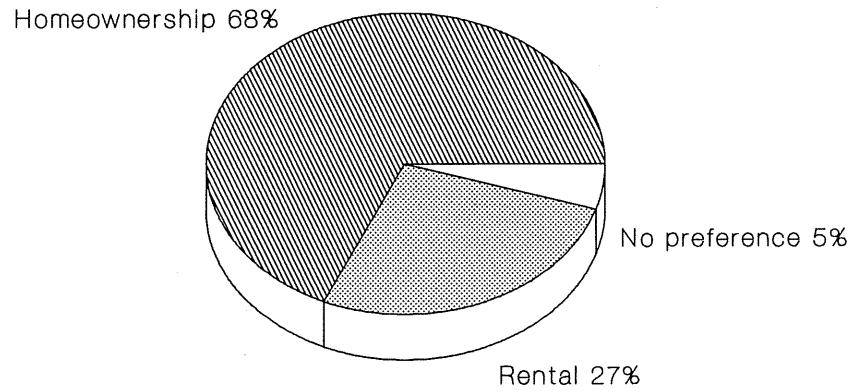
DETTAH

Number and percentage of households in Core Need*, by household type

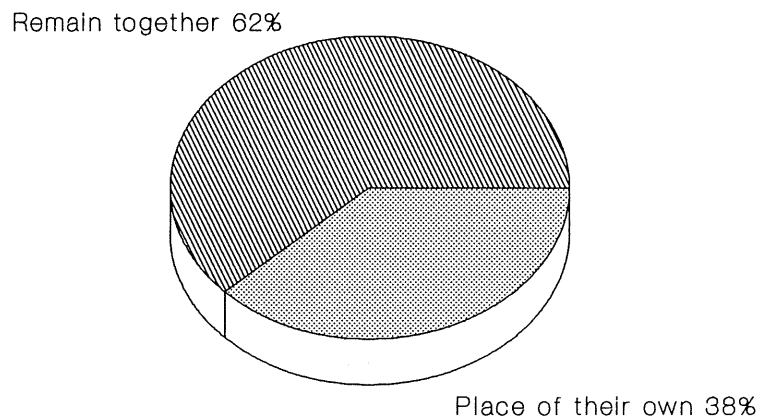


• Total households in Core Need = 14

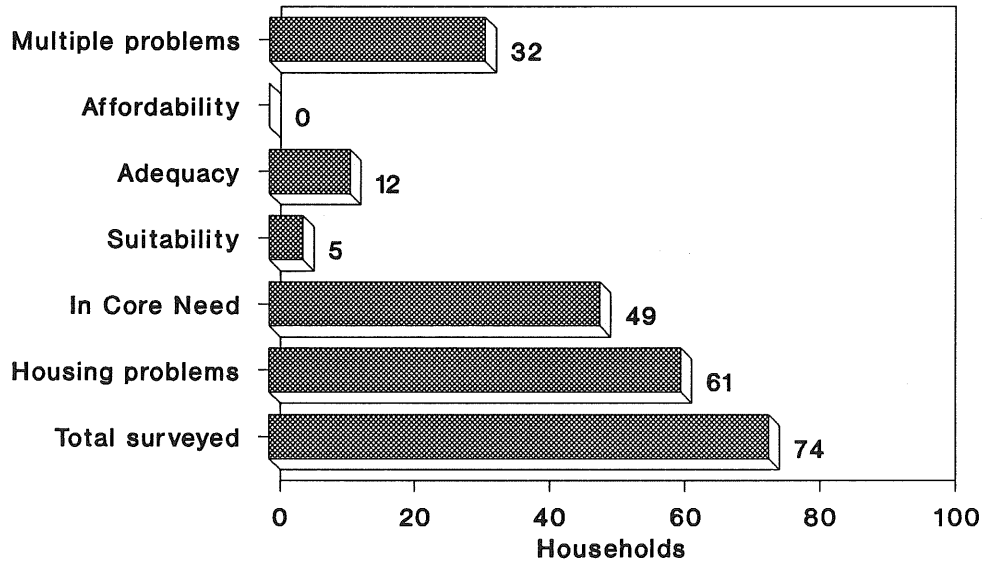
DETTAH
Preference of individuals in Core Need households for homeownership and rental



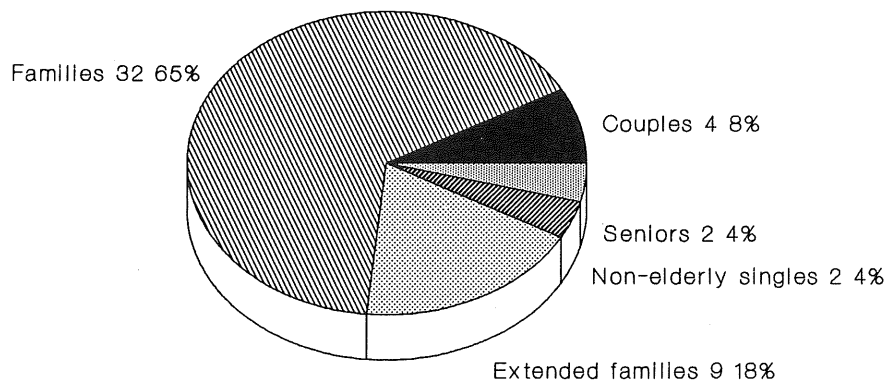
DETTAH
Preference of individuals in Core Need households for a place of their own



LAC LA MARTRE Number of households with housing problems

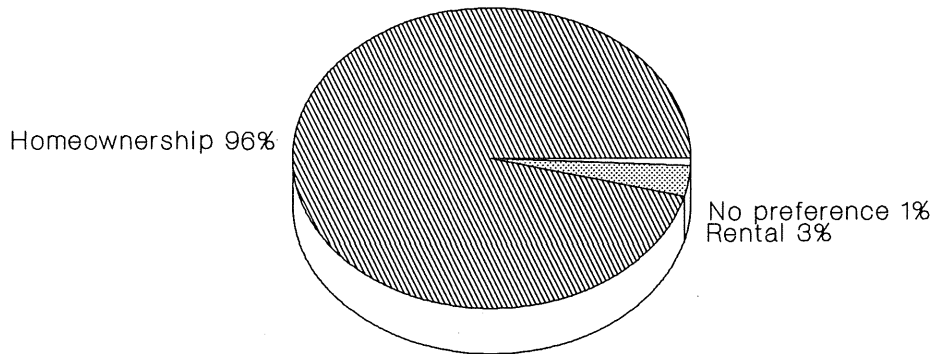


LAC LA MARTRE Number and percentage of households in Core Need*, by household type

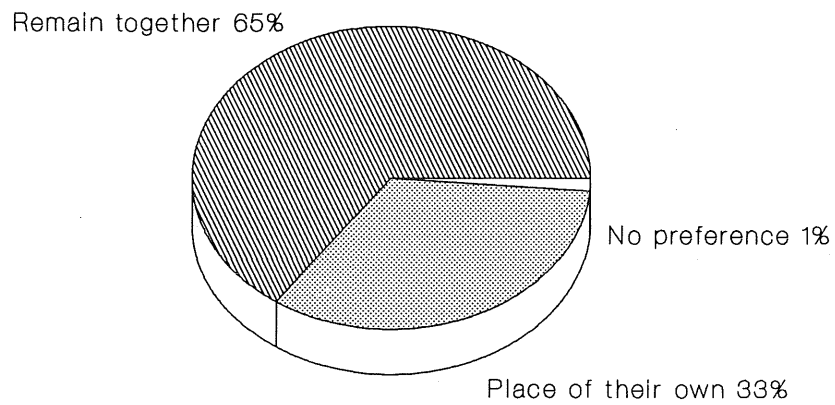


• Total households in Core Need = 49

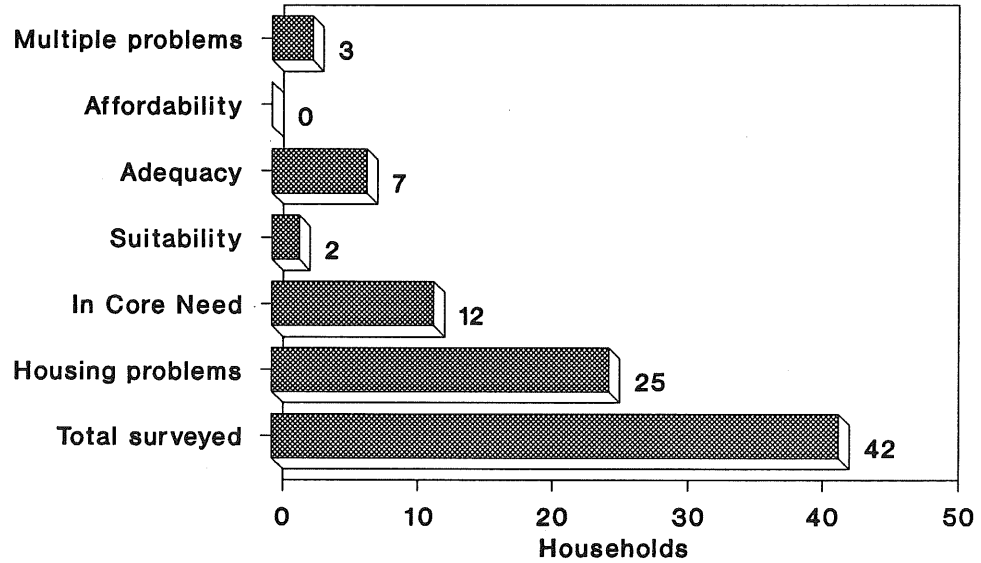
LAC LA MARTRE
Preference of individuals in Core Need
households for homeownership and rental



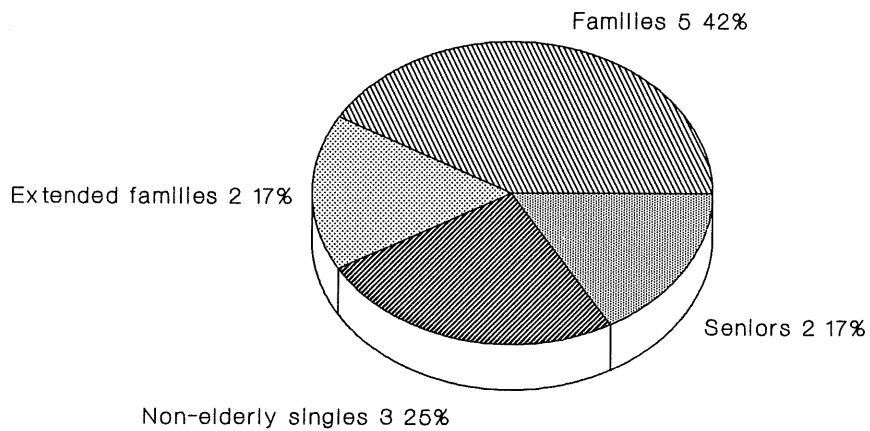
LAC LA MARTRE
Preference of individuals in Core Need
households for a place of their own



NDILO (LATHAM ISLAND) Number of households with housing problems

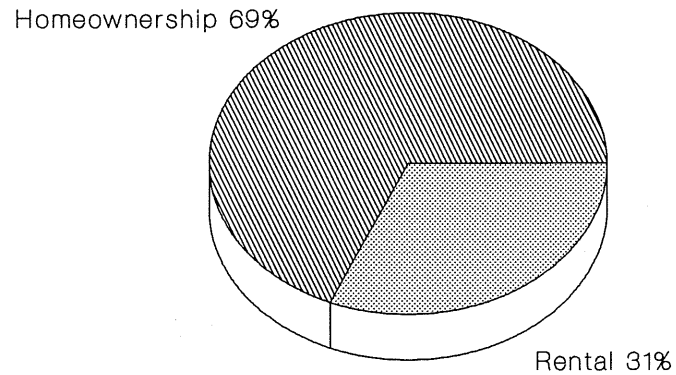


NDILO (LATHAM ISLAND) Number and percentage of households in Core Need*, by household type

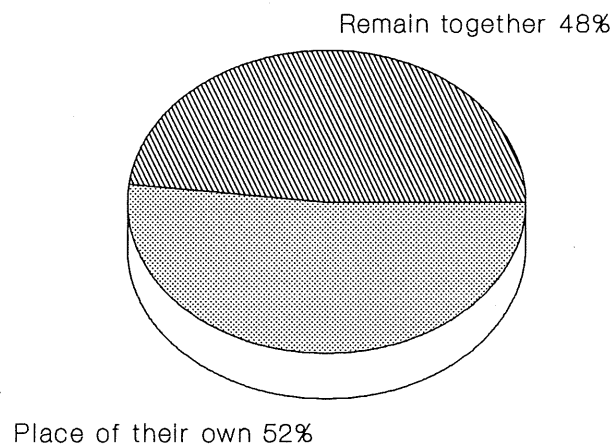


• Total households in Core Need = 12

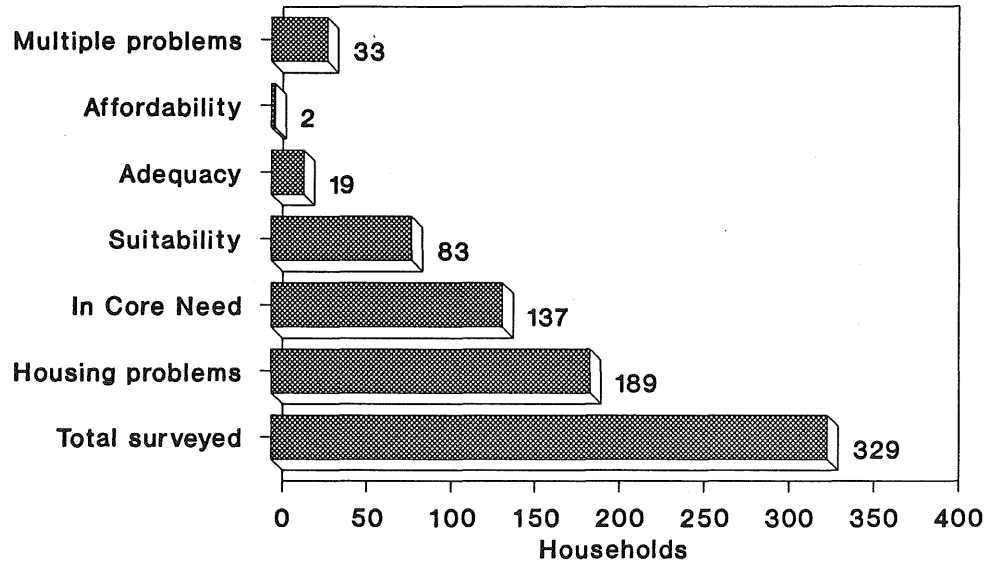
NDILO (LATHAM ISLAND)
Preference of individuals in Core Need households for homeownership and rental



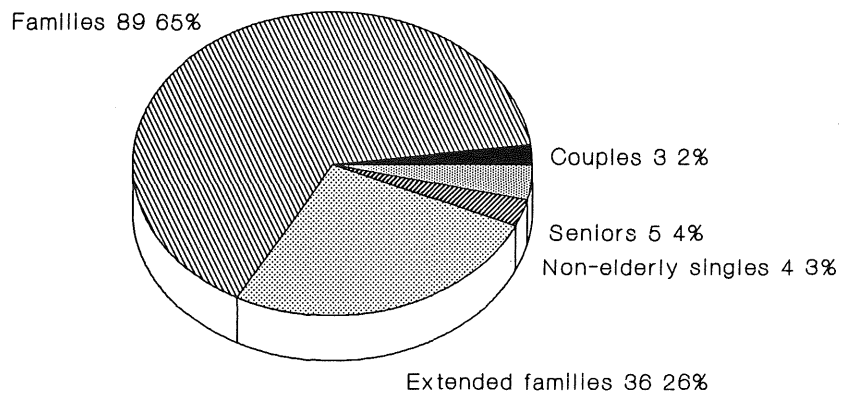
NDILO (LATHAM ISLAND)
Preference of individuals in Core Need households for a place of their own



RAE-EDZO Number of households with housing problems

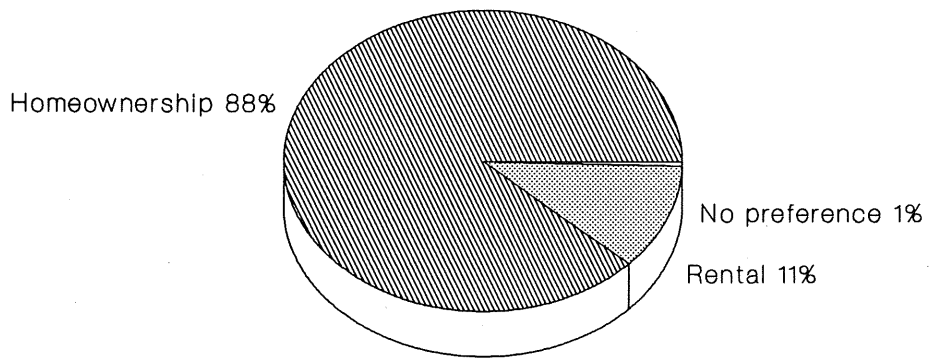


RAE-EDZO Number and percentage of households in Core Need*, by household type

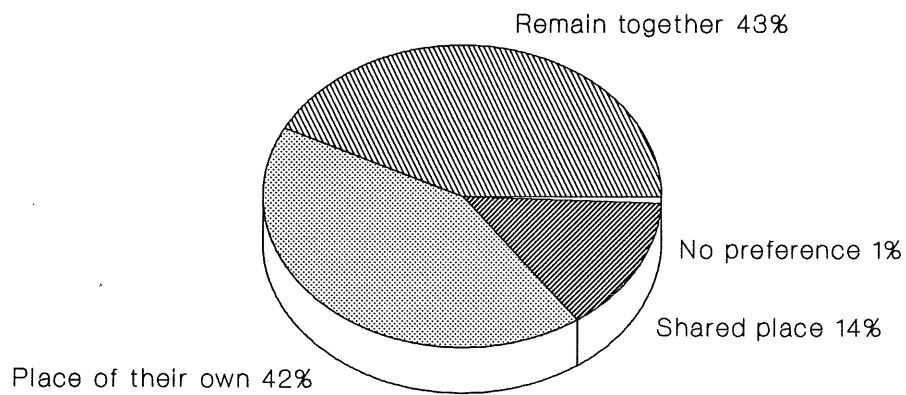


• Total households in Core Need = 137

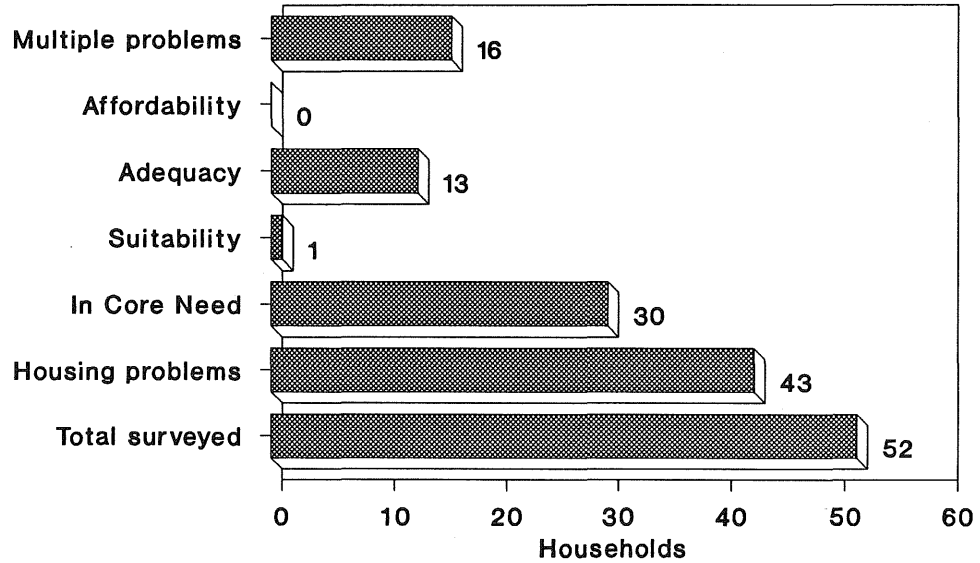
RAE-EDZO
Preference of individuals in Core Need households for homeownership and rental



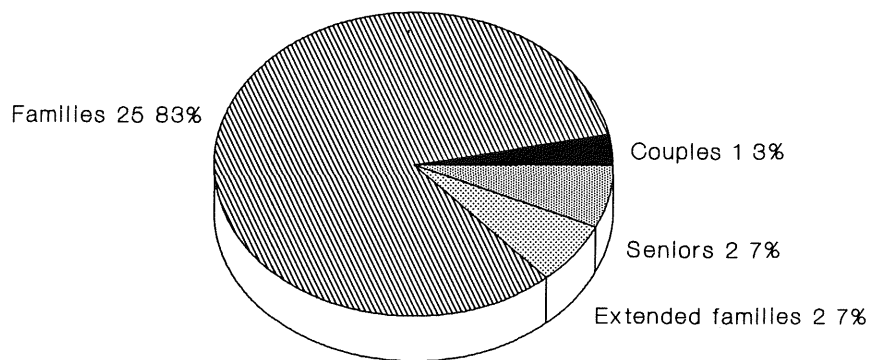
RAE-EDZO
Preference of individuals in Core Need households for a place of their own



RAE LAKES Number of households with housing problems

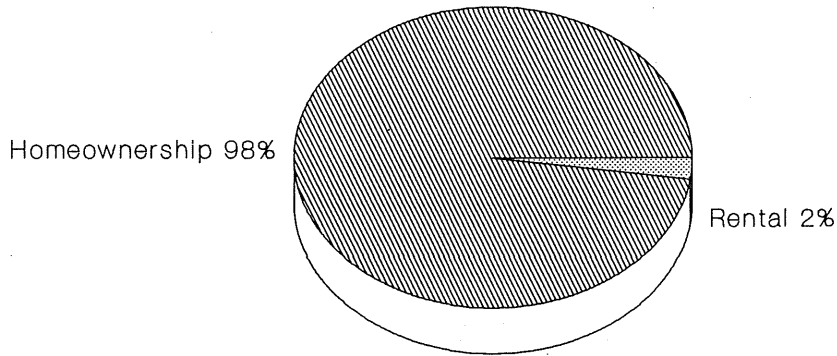


RAE LAKES Number and percentage of households in Core Need*, by household type

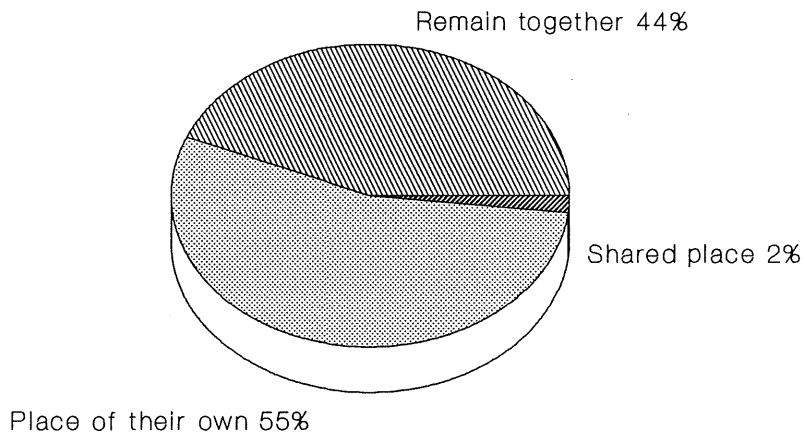


* Total households in Core Need = 30

RAE LAKES
Preference of individuals in Core Need households for homeownership and rental

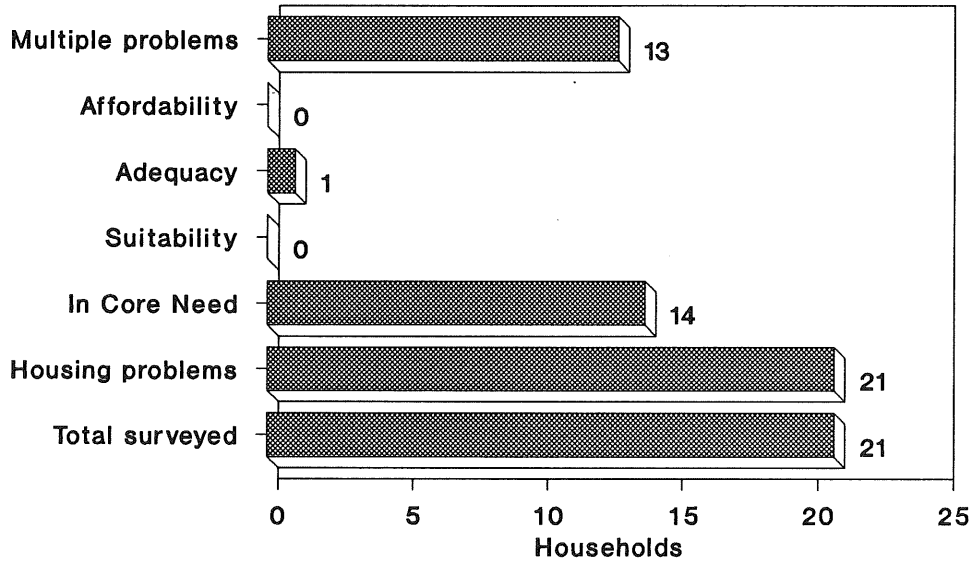


RAE LAKES
Preference of individuals in Core Need households for a place of their own



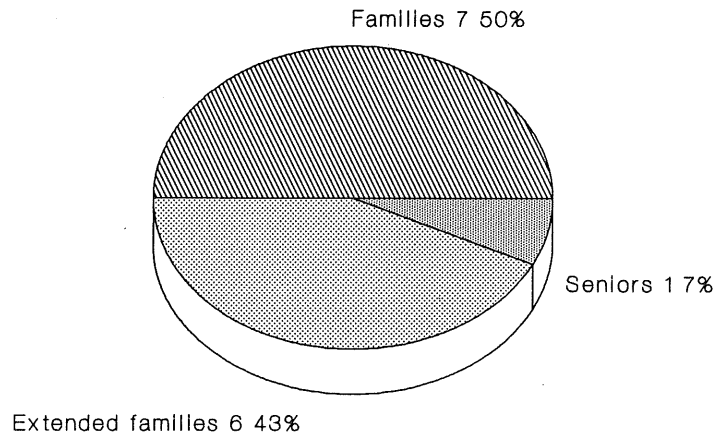
SNARE LAKE

Number of households with housing problems



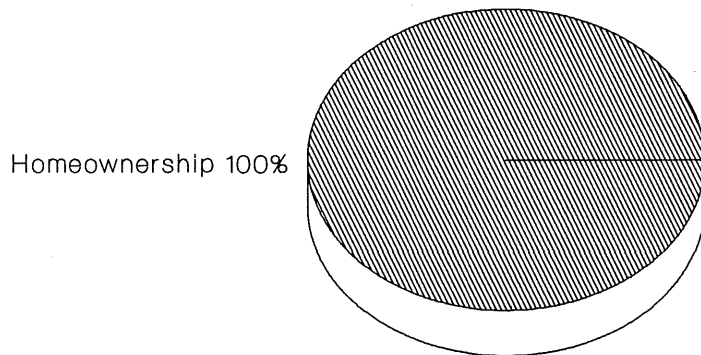
SNARE LAKE

Number and percentage of households in Core Need*, by household type

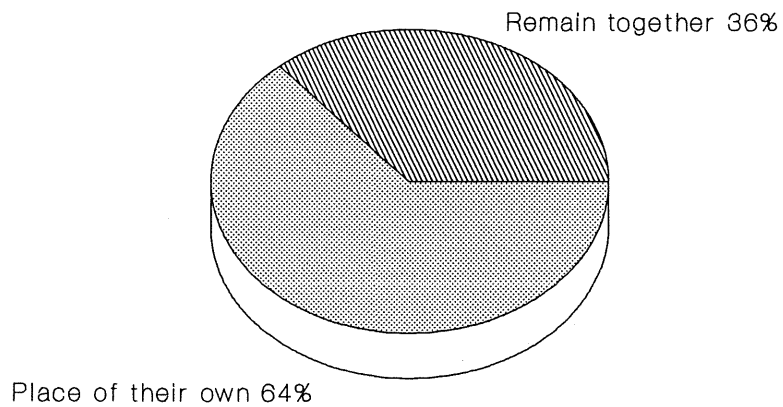


• Total households in Core Need = 14

SNARE LAKE
Preference of individuals in Core Need
households for homeownership and rental

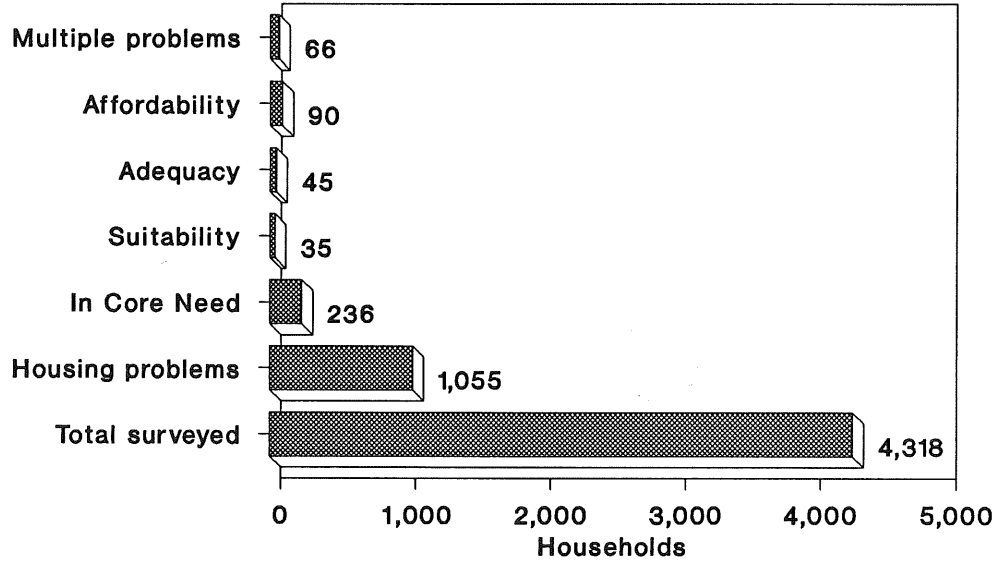


SNARE LAKE
Preference of individuals in Core Need
households for a place of their own



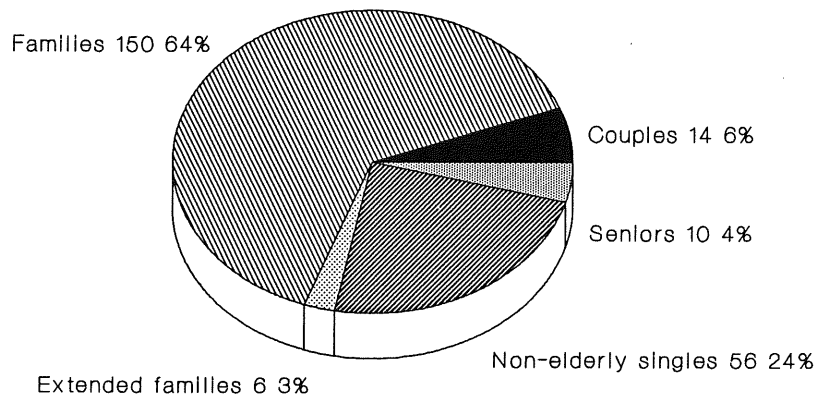
YELLOWKNIFE

Number of households with housing problems



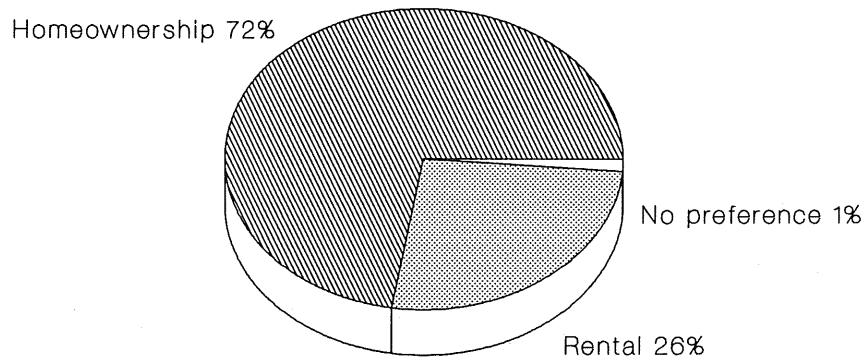
YELLOWKNIFE

Number and percentage of households in Core Need*, by household type

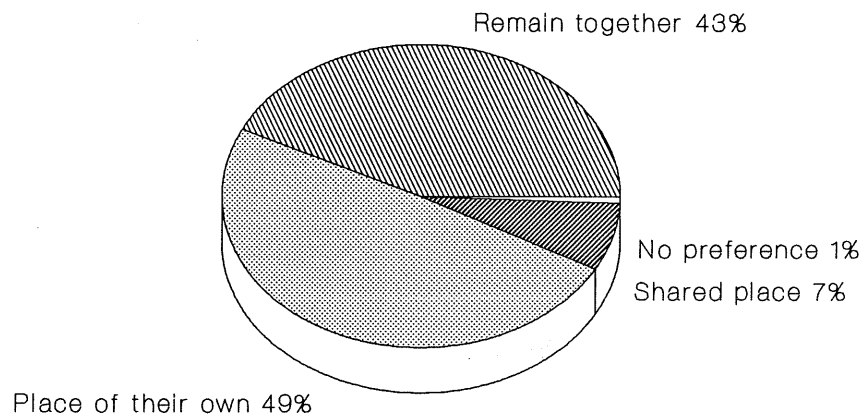


• Total households in Core Need = 236

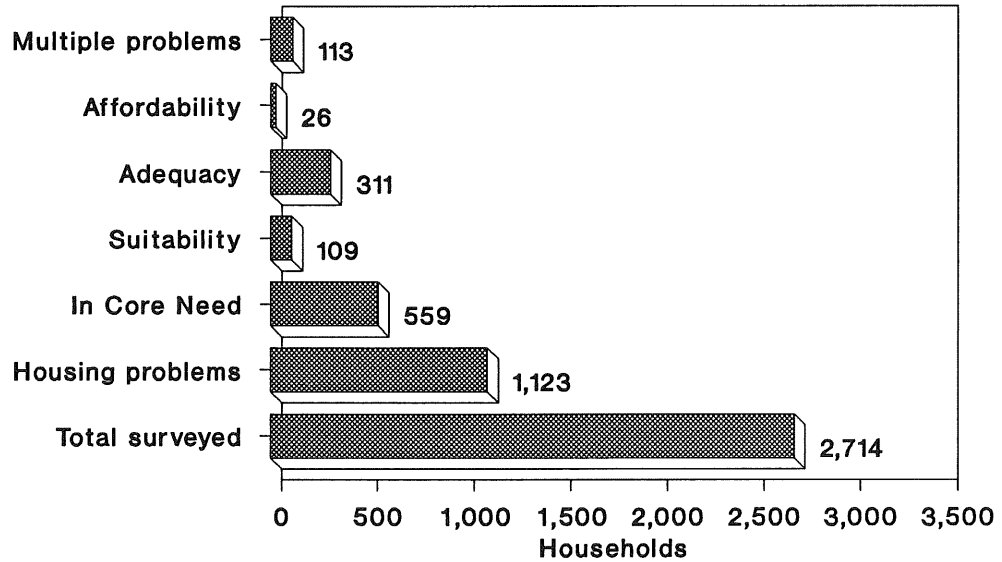
YELLOWKNIFE
Preference of individuals in Core Need households for homeownership and rental



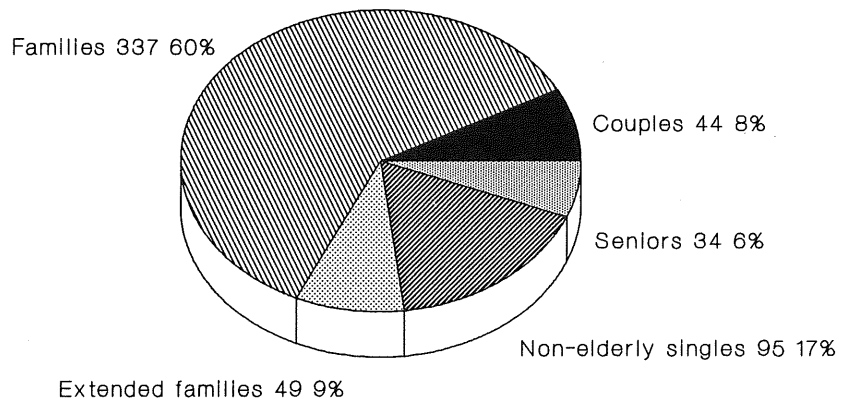
YELLOWKNIFE
Preference of individuals in Core Need households for a place of their own



SOUTH SLAVE DISTRICT Number of households with housing problems

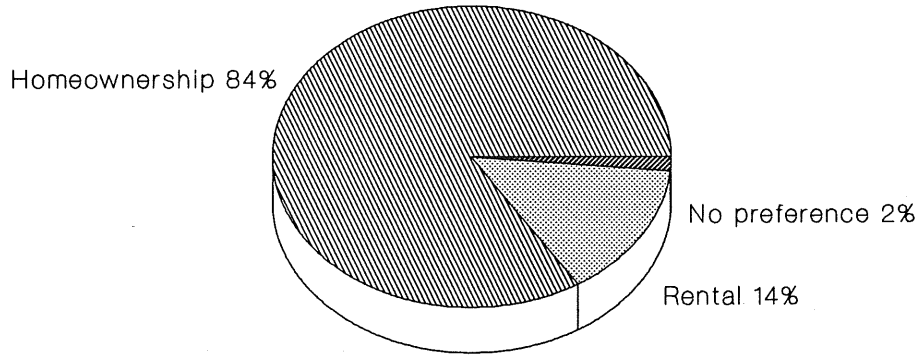


SOUTH SLAVE DISTRICT Number and percentage of households in Core Need*, by household type

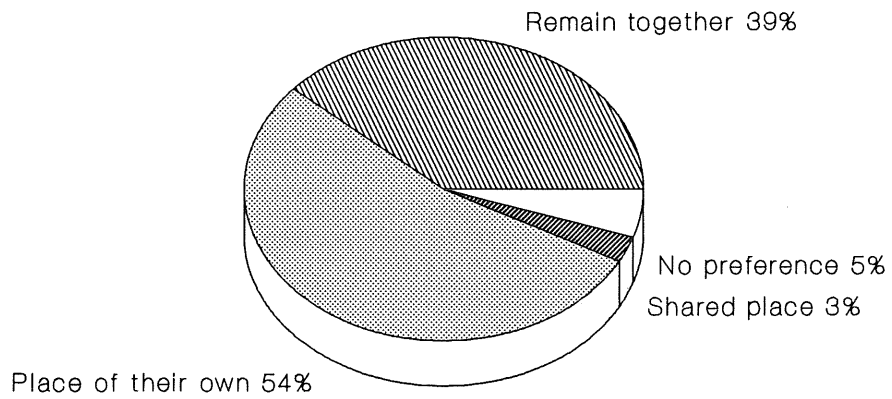


• Total households in Core Need = 559

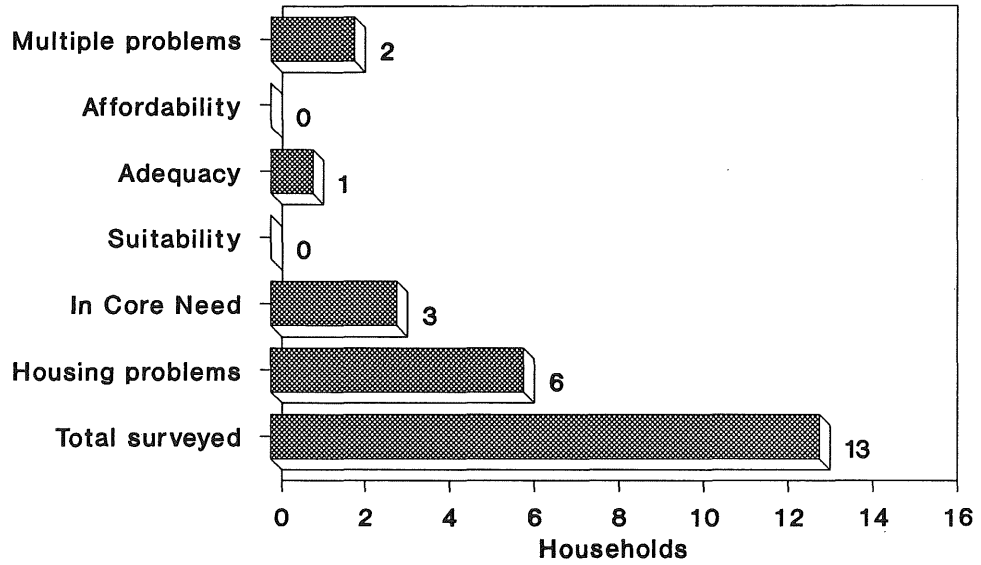
SOUTH SLAVE DISTRICT
Preference of individuals in Core Need
households for homeownership and rental



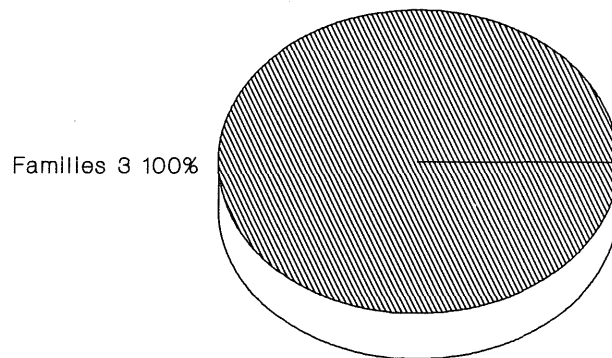
SOUTH SLAVE DISTRICT
Preference of individuals in Core Need
households for a place of their own



ENTERPRISE Number of households with housing problems

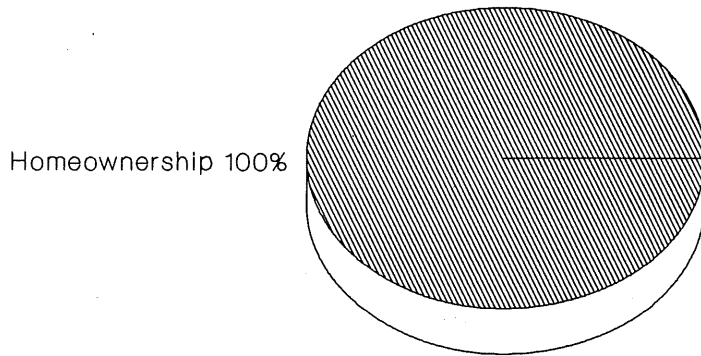


ENTERPRISE Number and percentage of households in Core Need*, by household type



• Total households in Core Need = 3

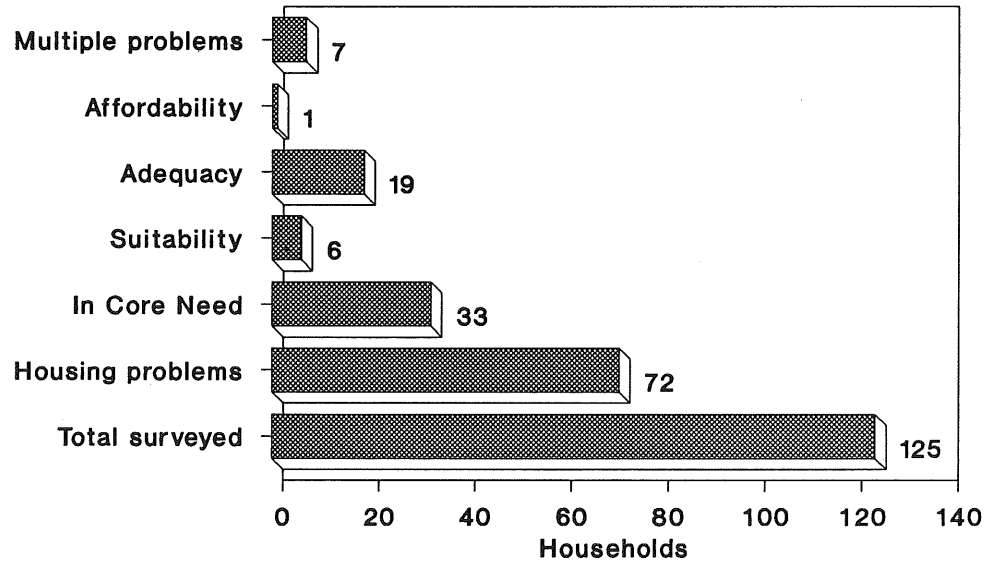
ENTERPRISE
Preference of individuals in Core Need
households for homeownership and rental



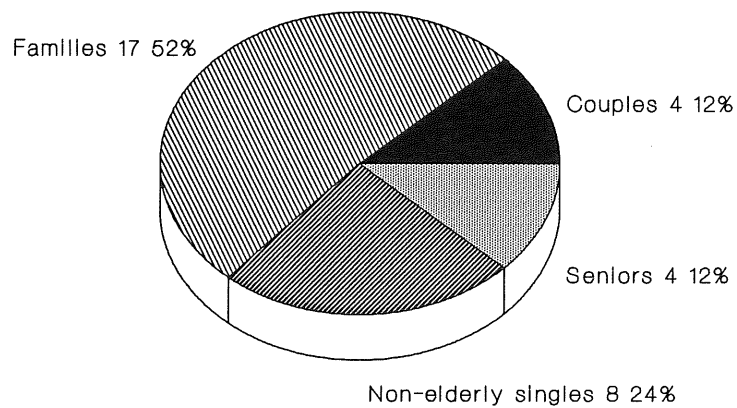
ENTERPRISE
Preference of individuals in Core Need
households for a place of their own

There were no households in Core Need with more than one nuclear group in this community.

FORT LIARD Number of households with housing problems

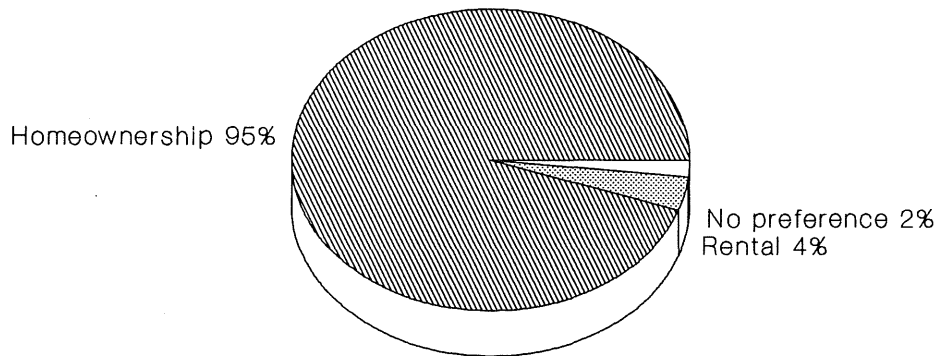


FORT LIARD Number and percentage of households in Core Need*, by household type

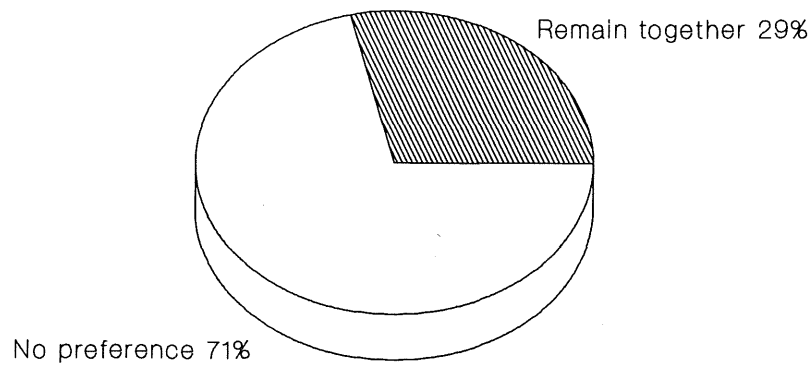


• Total households in Core Need = 33

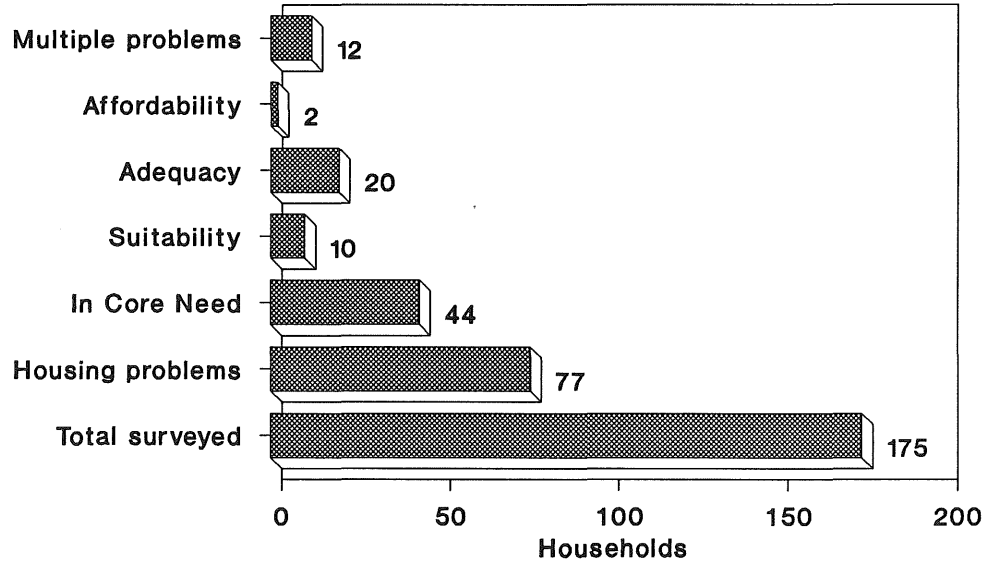
FORT LIARD
Preference of individuals in Core Need households for homeownership and rental



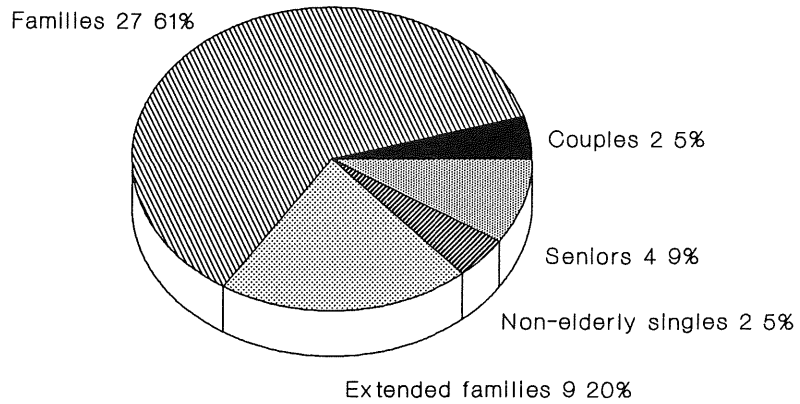
FORT LIARD
Preference of individuals in Core Need households for a place of their own



FORT PROVIDENCE Number of households with housing problems

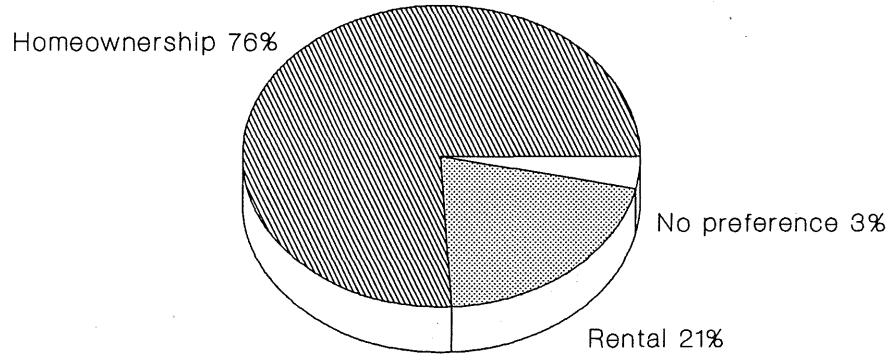


FORT PROVIDENCE Number and percentage of households in Core Need*, by household type

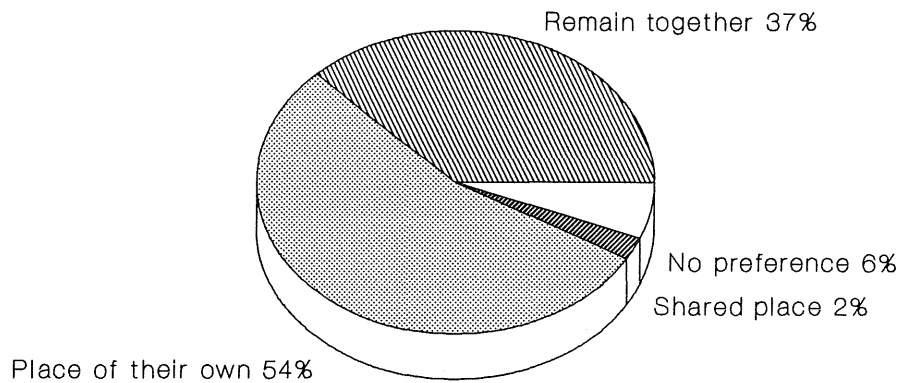


• Total households in Core Need = 44

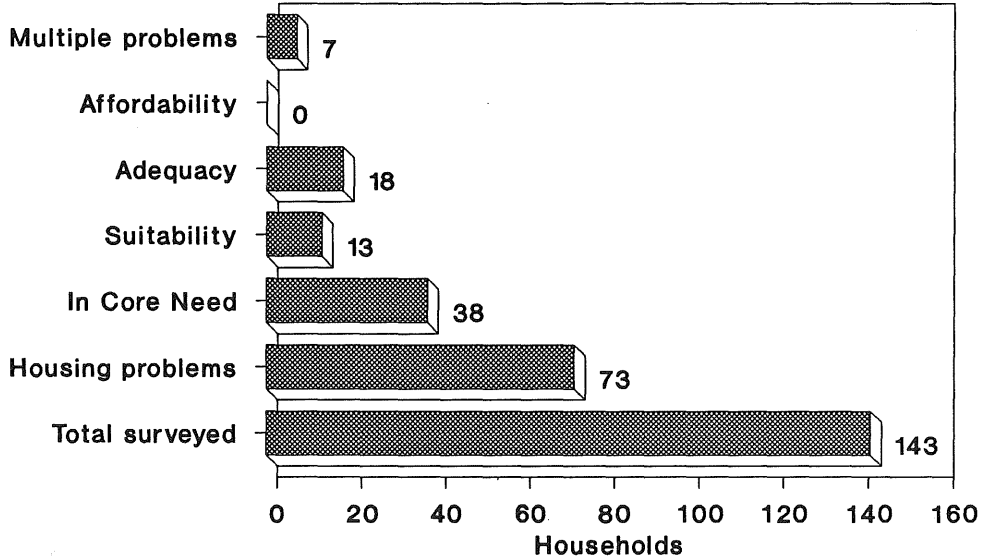
FORT PROVIDENCE
Preference of individuals in Core Need households for homeownership and rental



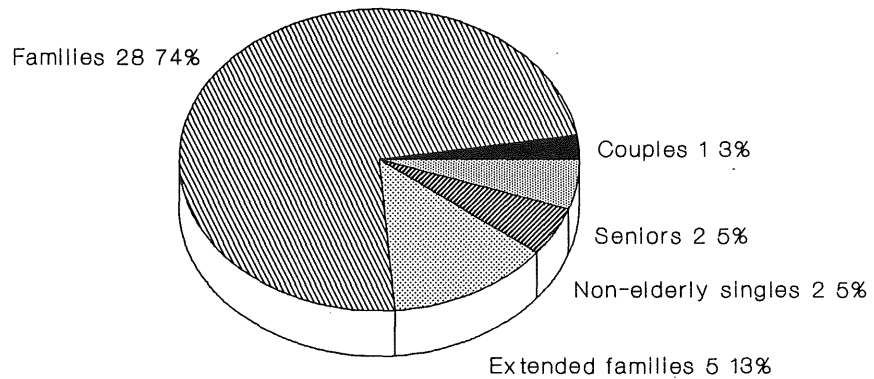
FORT PROVIDENCE
Preference of individuals in Core Need households for a place of their own



FORT RESOLUTION Number of households with housing problems

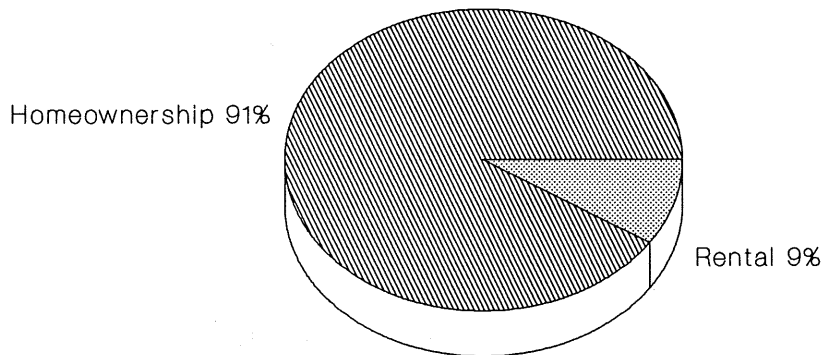


FORT RESOLUTION Number and percentage of households in Core Need*, by household type

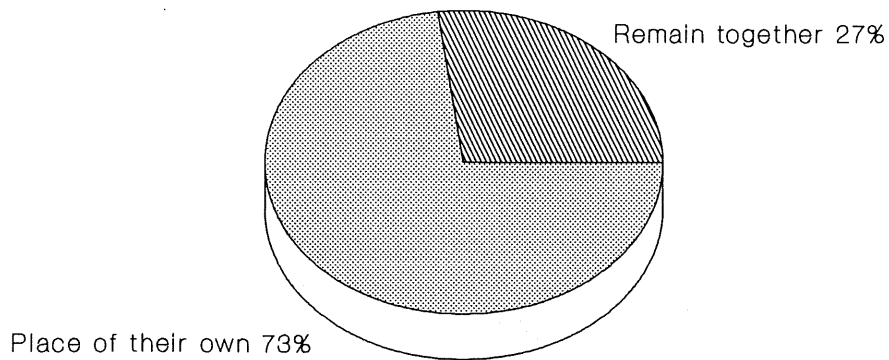


• Total households in Core Need = 38

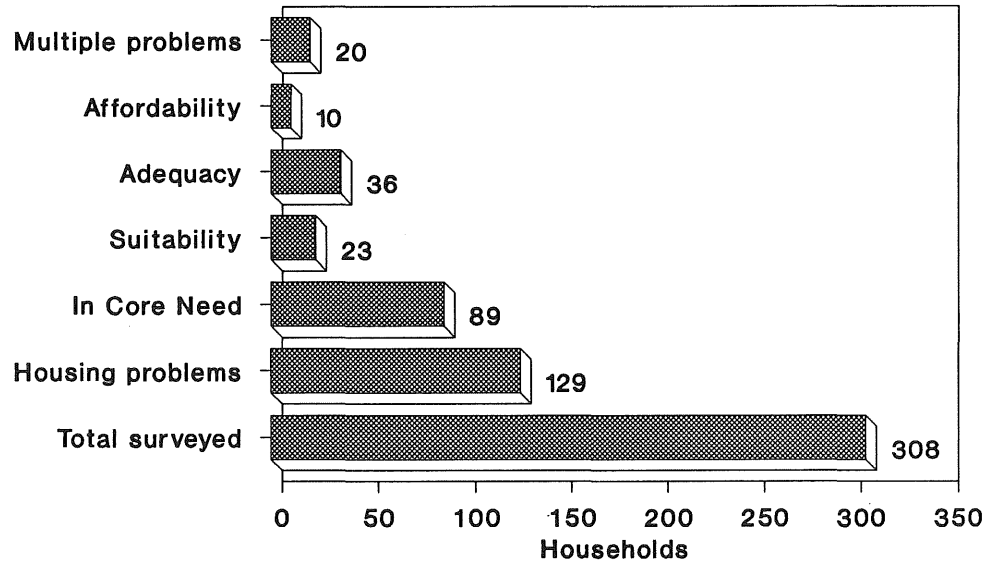
FORT RESOLUTION
Preference of individuals in Core Need households for homeownership and rental



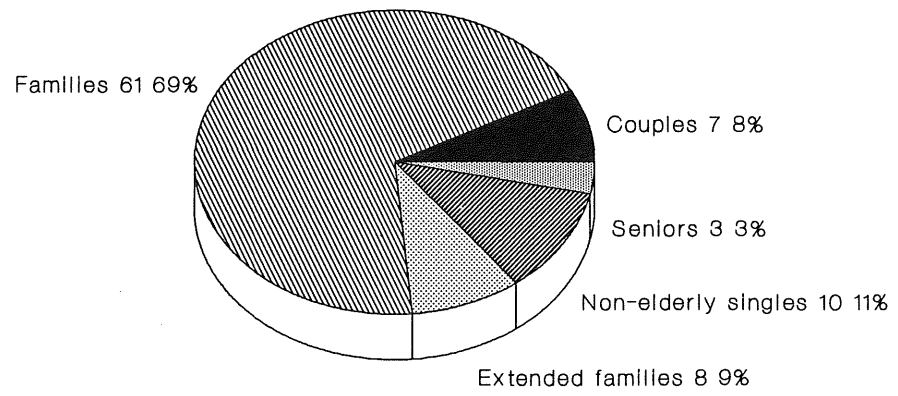
FORT RESOLUTION
Preference of individuals in Core Need households for a place of their own



FORT SIMPSON Number of households with housing problems

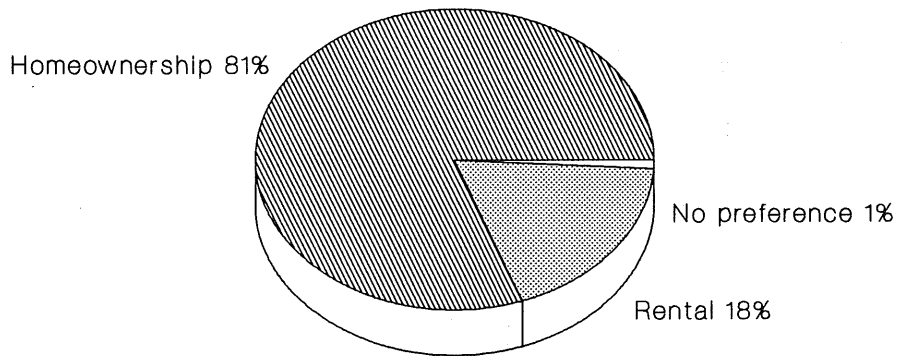


FORT SIMPSON Number and percentage of households in Core Need*, by household type

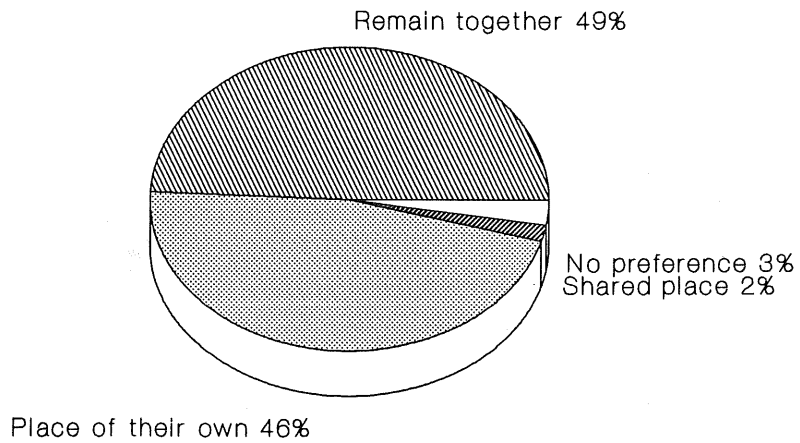


• Total households in Core Need - 89

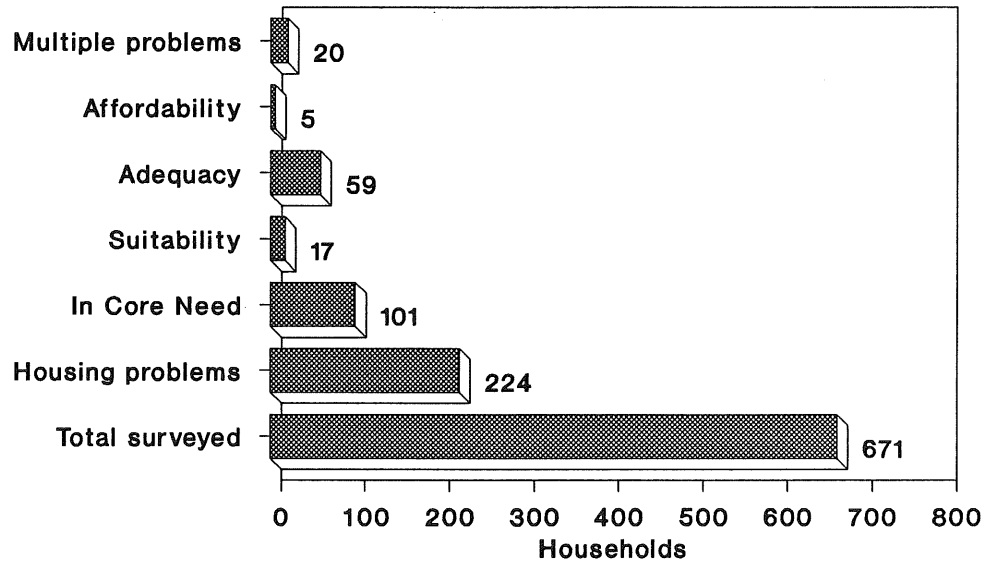
FORT SIMPSON
Preference of individuals in Core Need households for homeownership and rental



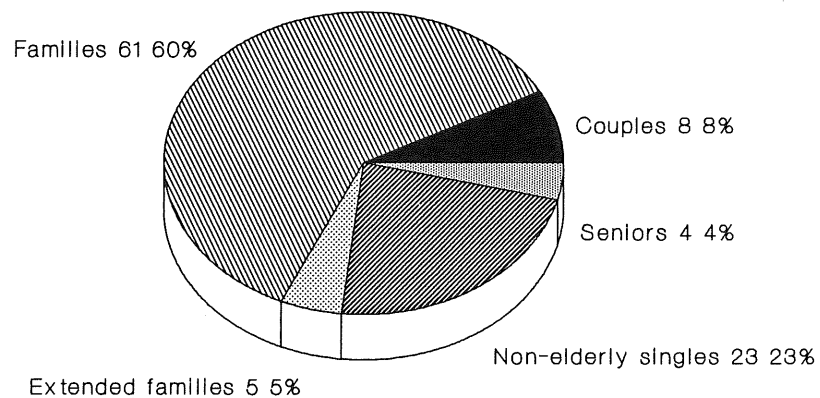
FORT SIMPSON
Preference of individuals in Core Need households for a place of their own



FORT SMITH Number of households with housing problems

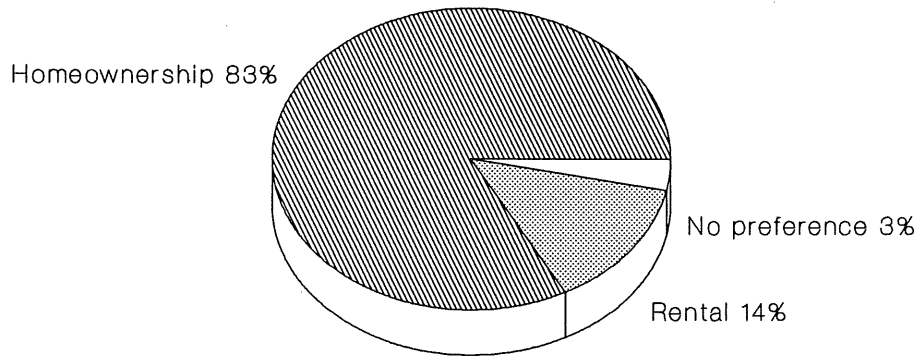


FORT SMITH Number and percentage of households in Core Need*, by household type

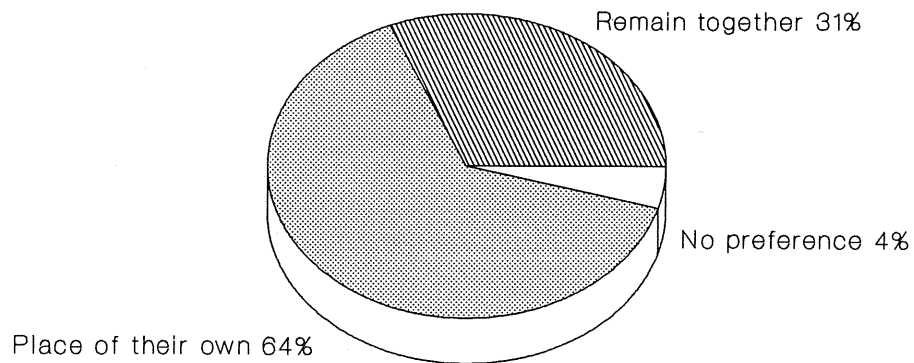


• Total households in Core Need = 101

FORT SMITH
Preference of individuals in Core Need households for homeownership and rental

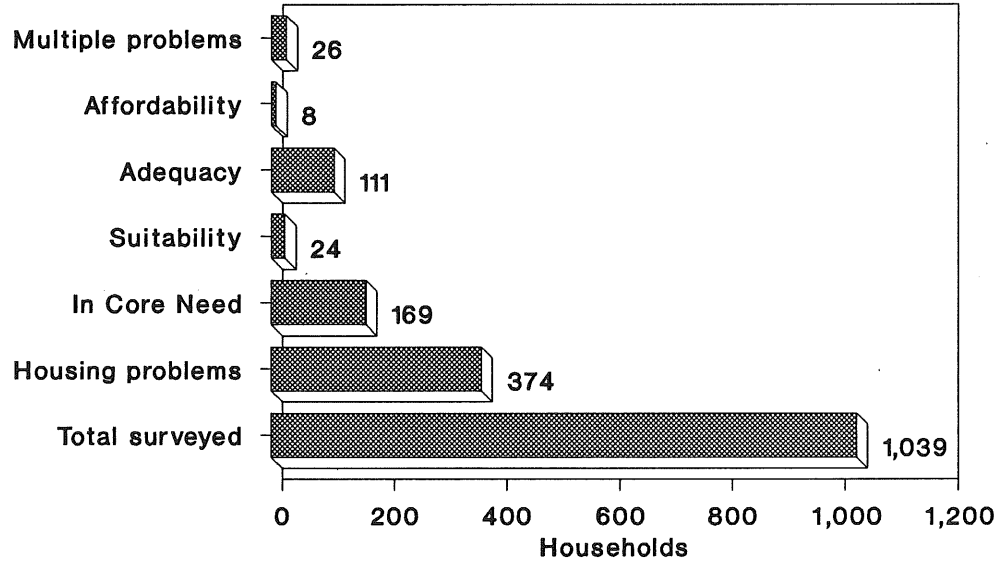


FORT SMITH
Preference of individuals in Core Need households for a place of their own



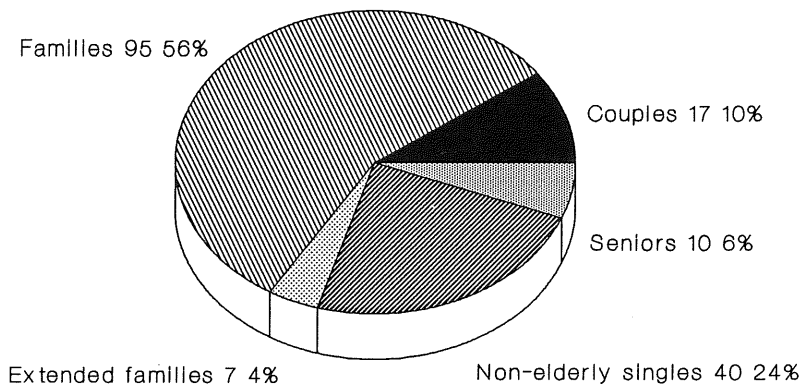
HAY RIVER

Number of households with housing problems



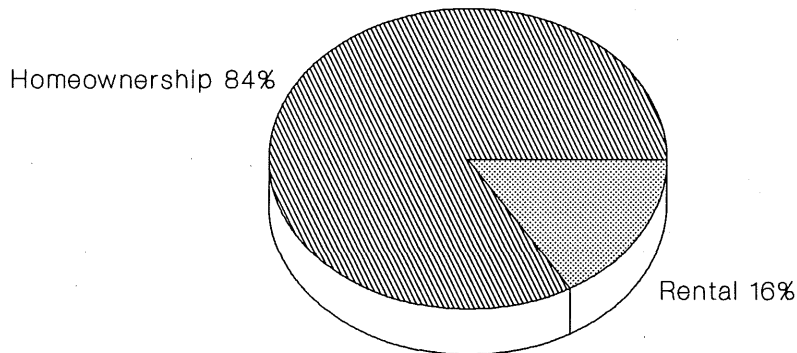
HAY RIVER

Number and percentage of households in Core Need*, by household type

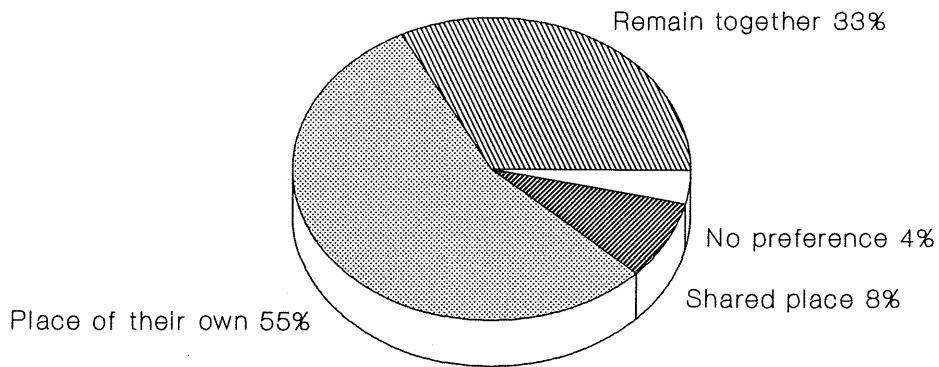


* Total households in Core Need = 169

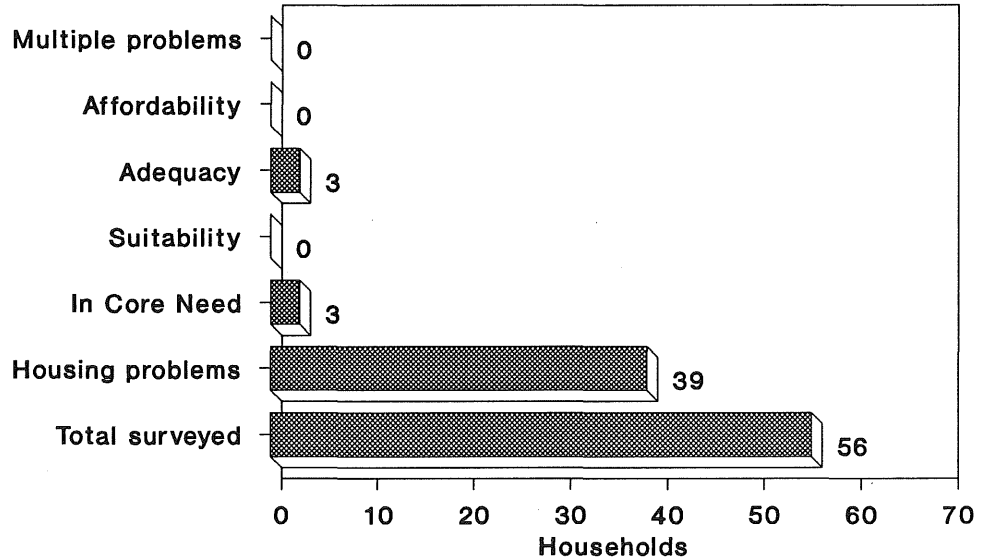
HAY RIVER
Preference of individuals in Core Need households for homeownership and rental




HAY RIVER
Preference of individuals in Core Need households for a place of their own



HAY RIVER RESERVE Number of households with housing problems

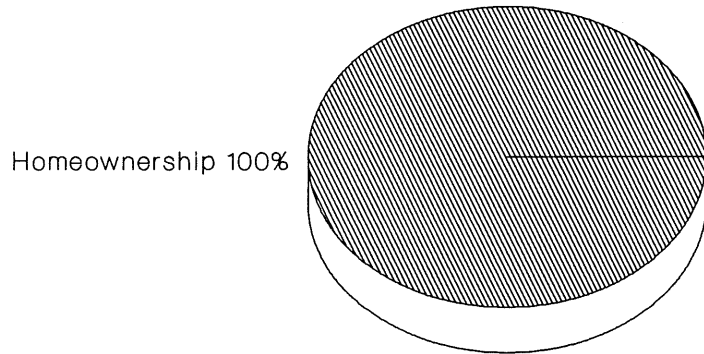


HAY RIVER RESERVE Number and percentage of households in Core Need*, by household type



* Total households in Core Need = 3

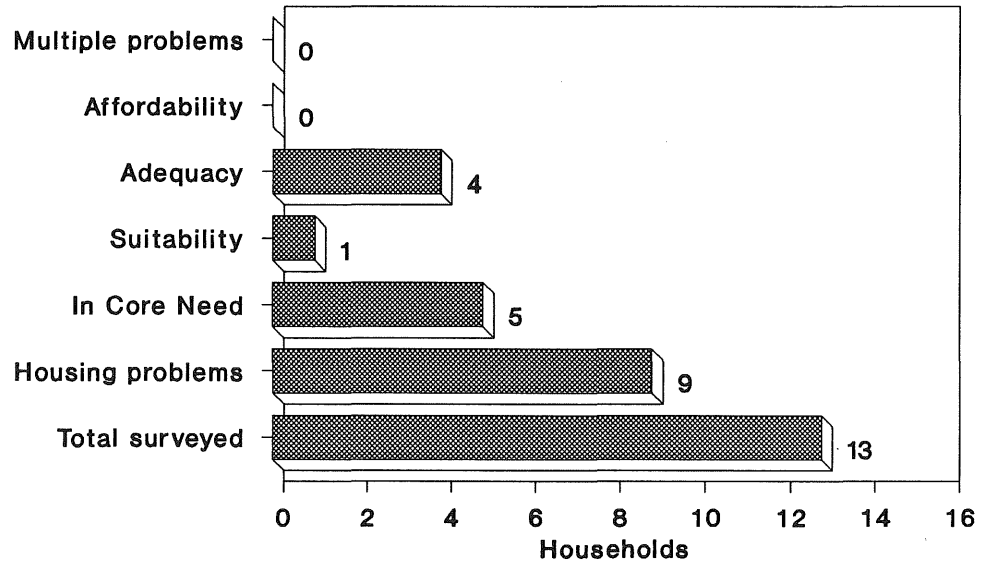
HAY RIVER RESERVE
Preference of individuals in Core Need
households for homeownership and rental



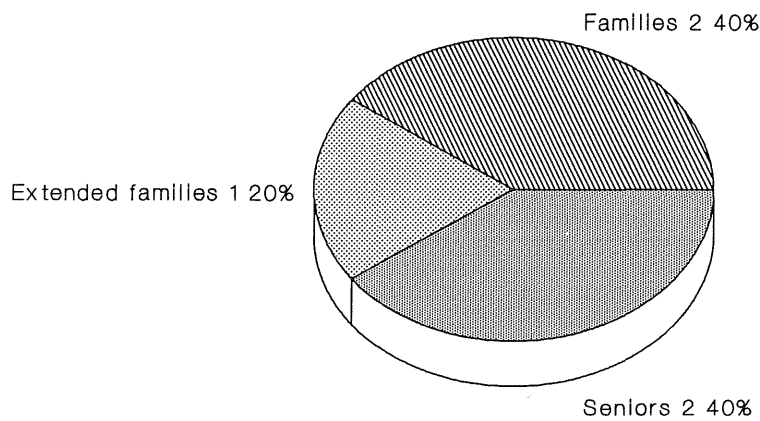
HAY RIVER RESERVE
Preference of individuals in Core Need
households for a place of their own

There were no households in Core Need with more than one nuclear group in this community.

JEAN MARIE RIVER
Number of households
with housing problems

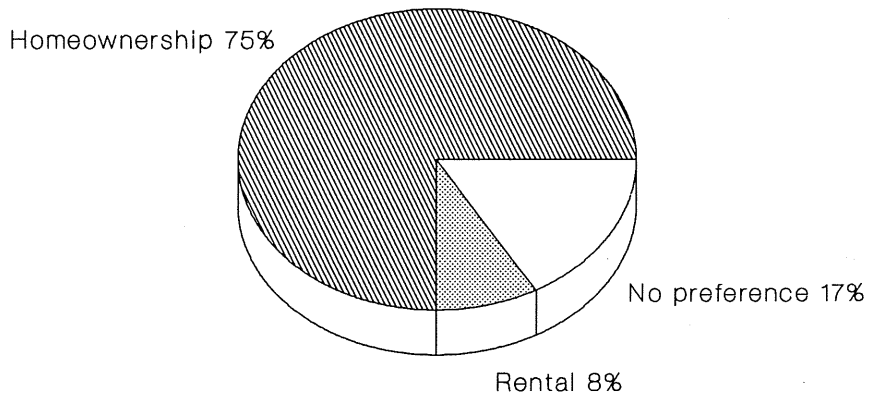


JEAN MARIE RIVER
Number and percentage of households
in Core Need*, by household type

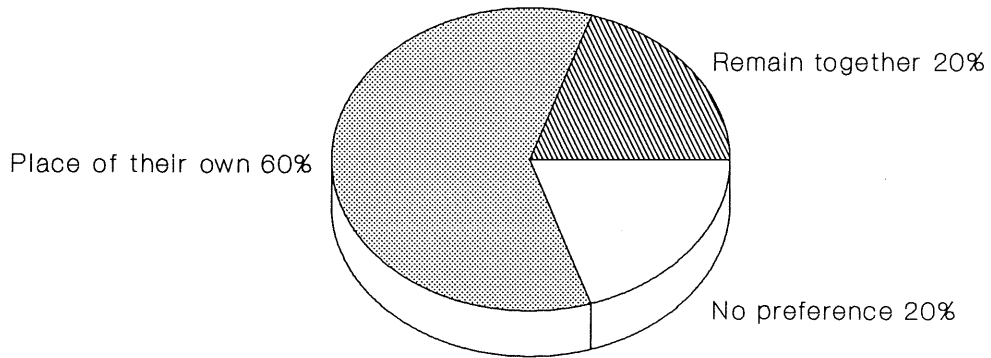


• Total households In Core Need = 5

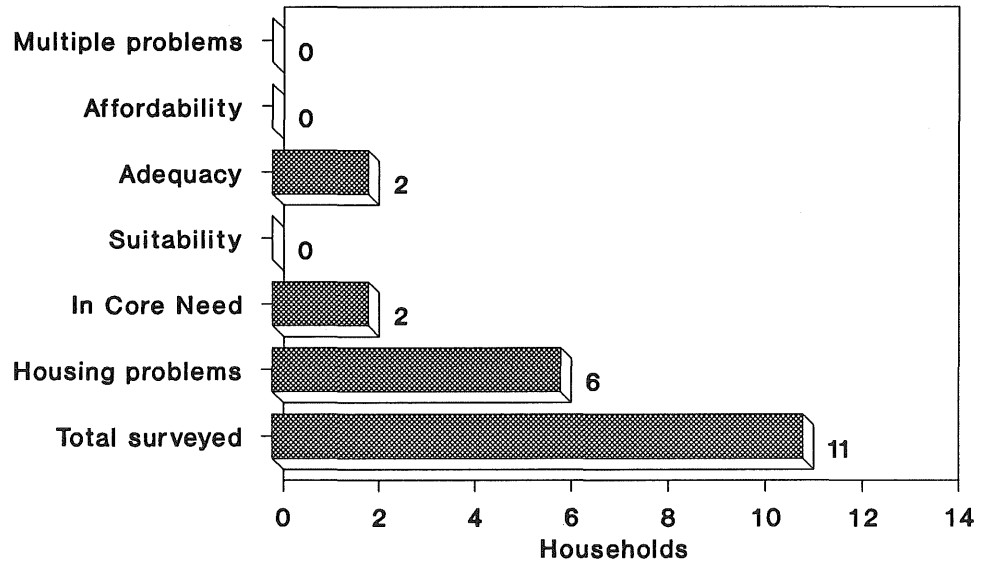
JEAN MARIE RIVER
Preference of individuals in Core Need households for homeownership and rental



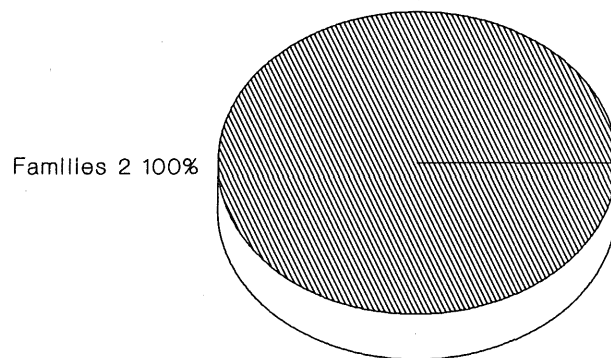
JEAN MARIE RIVER
Preference of individuals in Core Need households for a place of their own



KAKISA Number of households with housing problems

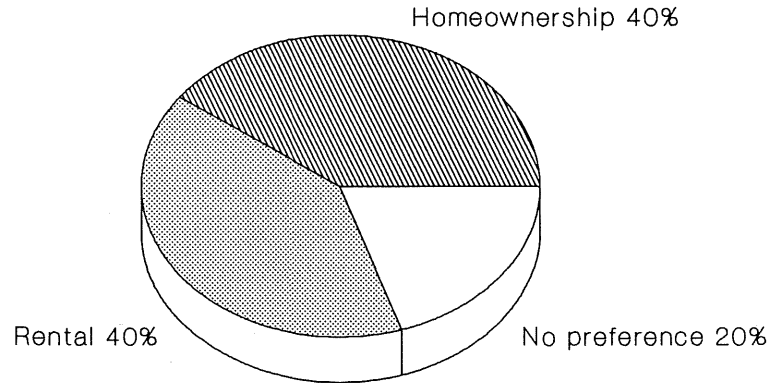


KAKISA Number and percentage of households in Core Need*, by household type

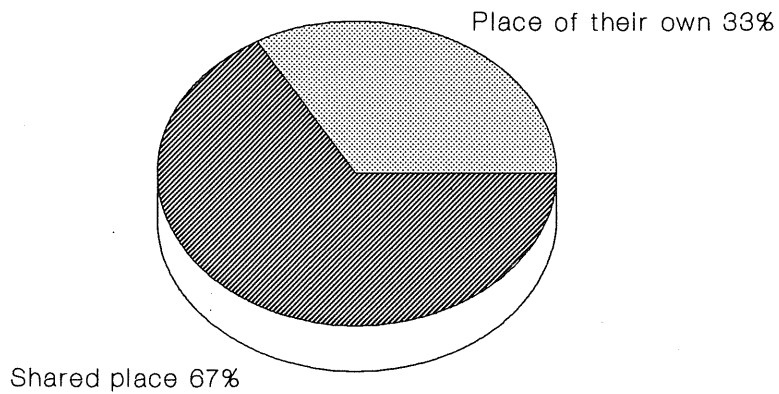


• Total households in Core Need = 2

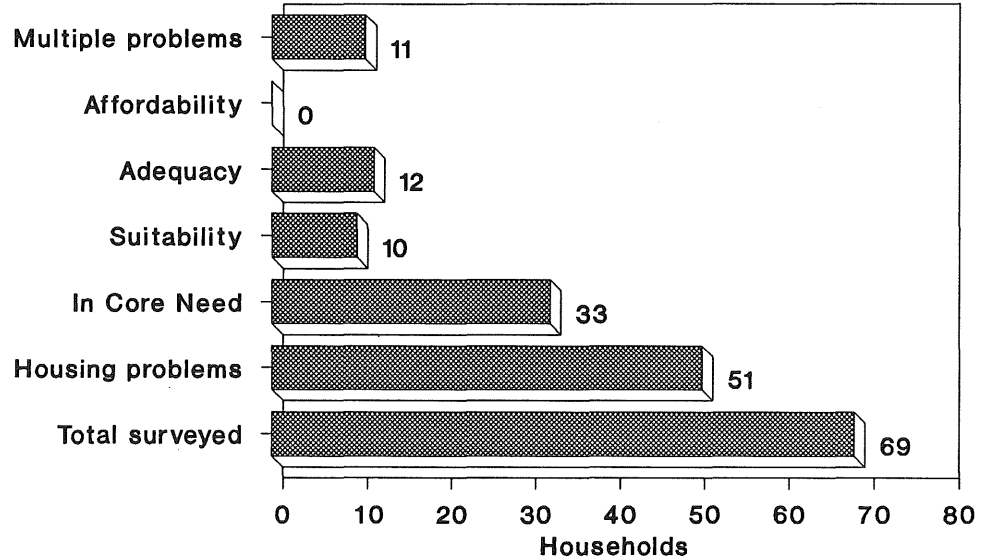
KAKISA
Preference of individuals in Core Need households for homeownership and rental



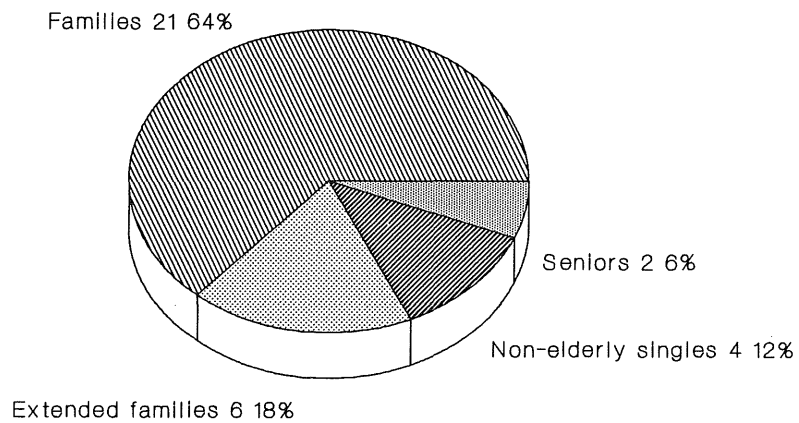
KAKISA
Preference of individuals in Core Need households for a place of their own



LUTSEL K'E (SNOWDRIFT)
Number of households
with housing problems

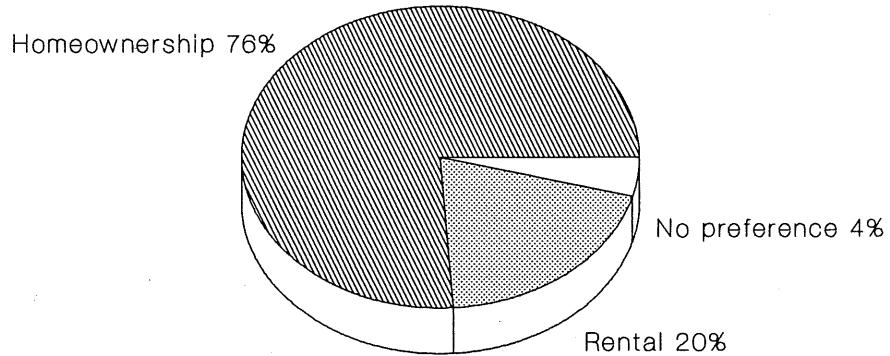


LUTSEL K'E (SNOWDRIFT)
Number and percentage of households
in Core Need*, by household type

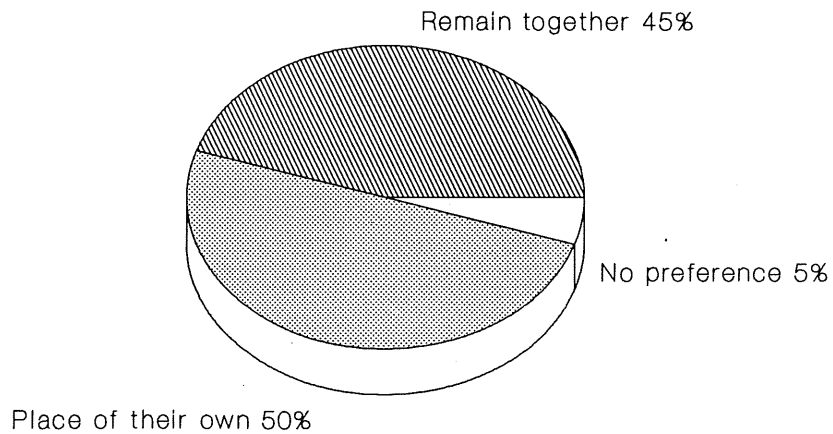


• Total households In Core Need = 33

LUTSEL K'E (SNOWDRIFT)
Preference of individuals in Core Need households for homeownership and rental

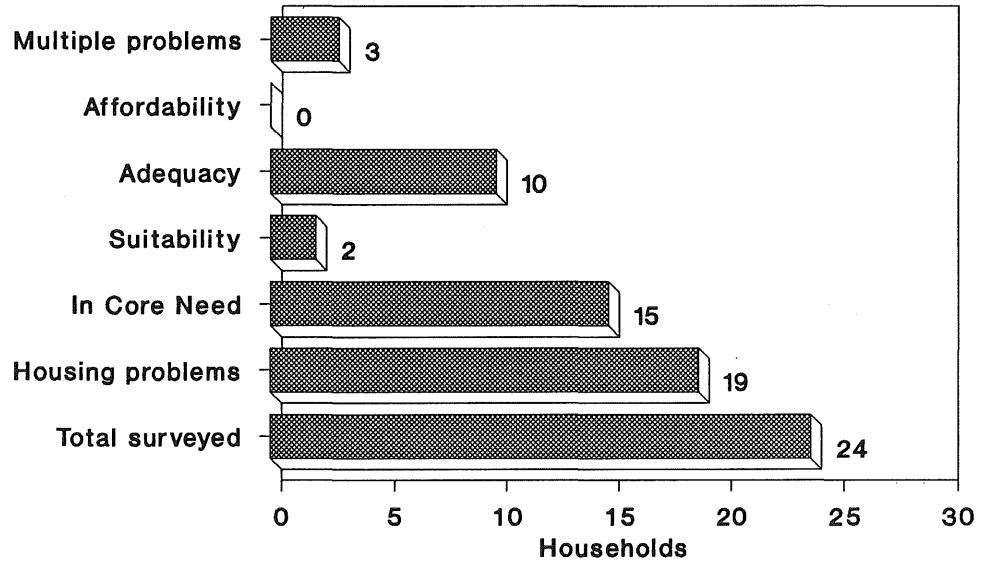


LUTSEL K'E (SNOWDRIFT)
Preference of individuals in Core Need households for a place of their own



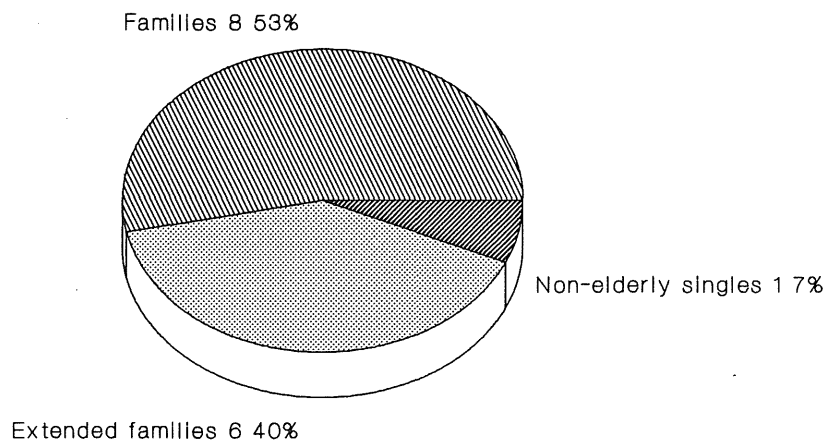
NAHANNI BUTTE

Number of households with housing problems



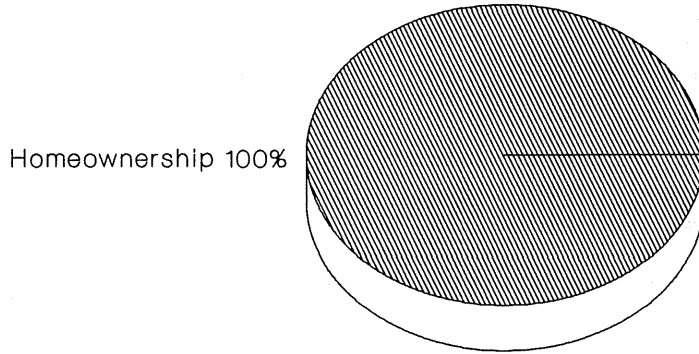
NAHANNI BUTTE

Number and percentage of households in Core Need*, by household type

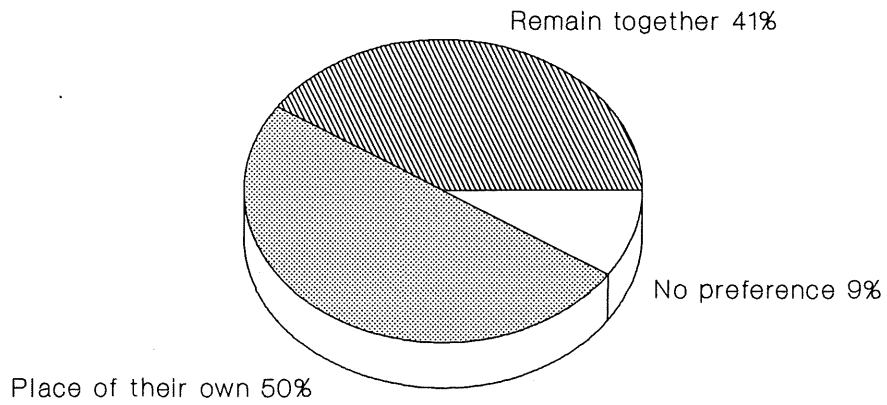


• Total households In Core Need = 15

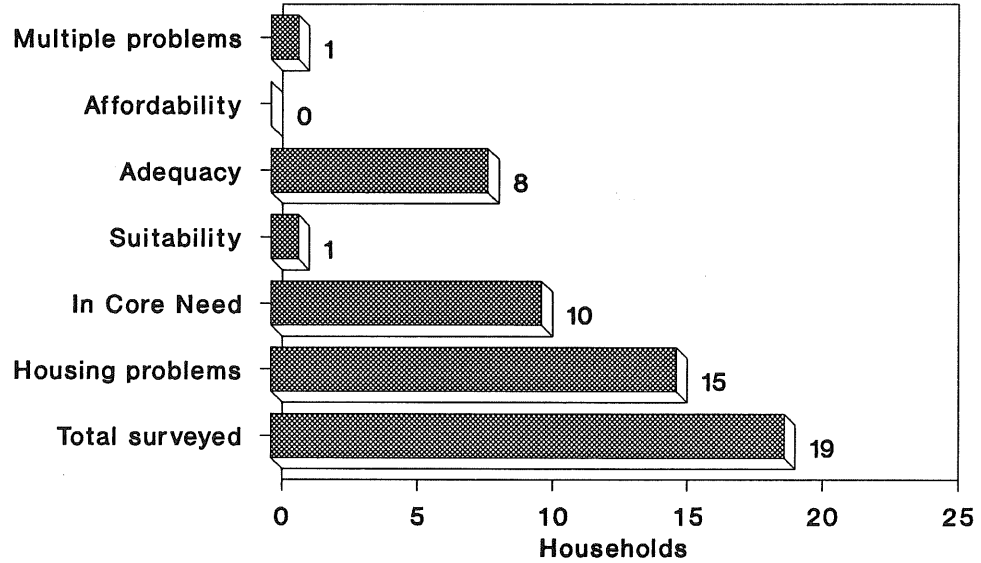
NAHANNI BUTTE
Preference of individuals in Core Need
households for homeownership and rental



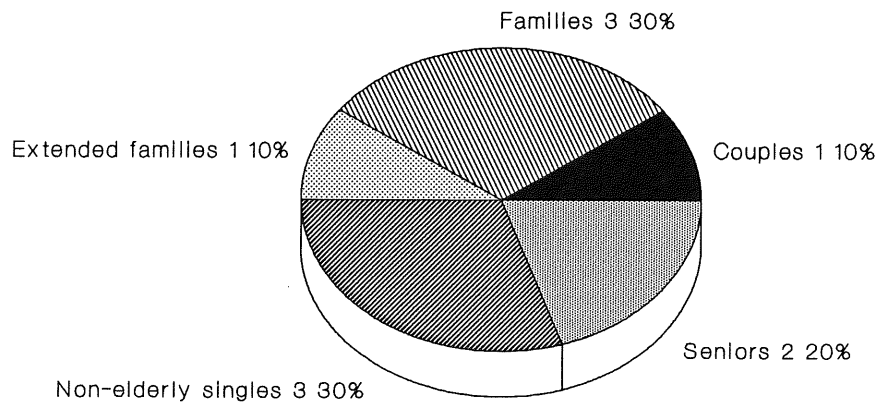
NAHANNI BUTTE
Preference of individuals in Core Need
households for a place of their own



TROUT LAKE Number of households with housing problems

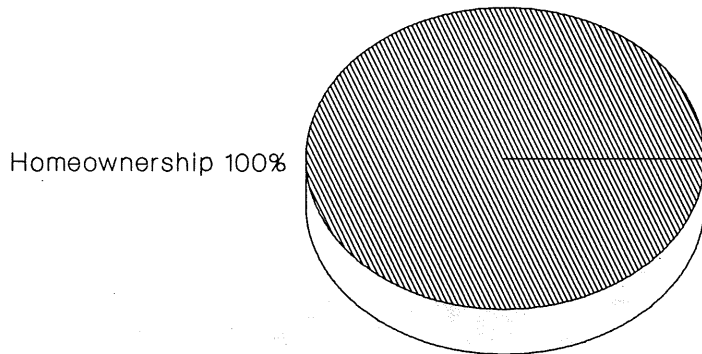


TROUT LAKE Number and percentage of households in Core Need*, by household type

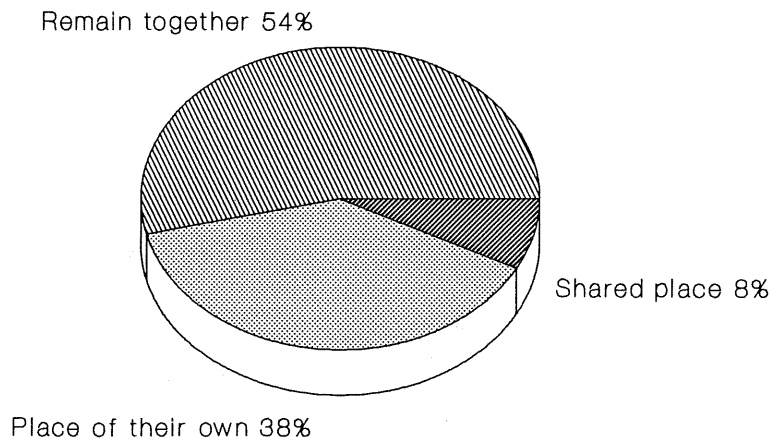


• Total households in Core Need = 10

TROUT LAKE
Preference of individuals in Core Need
households for homeownership and rental

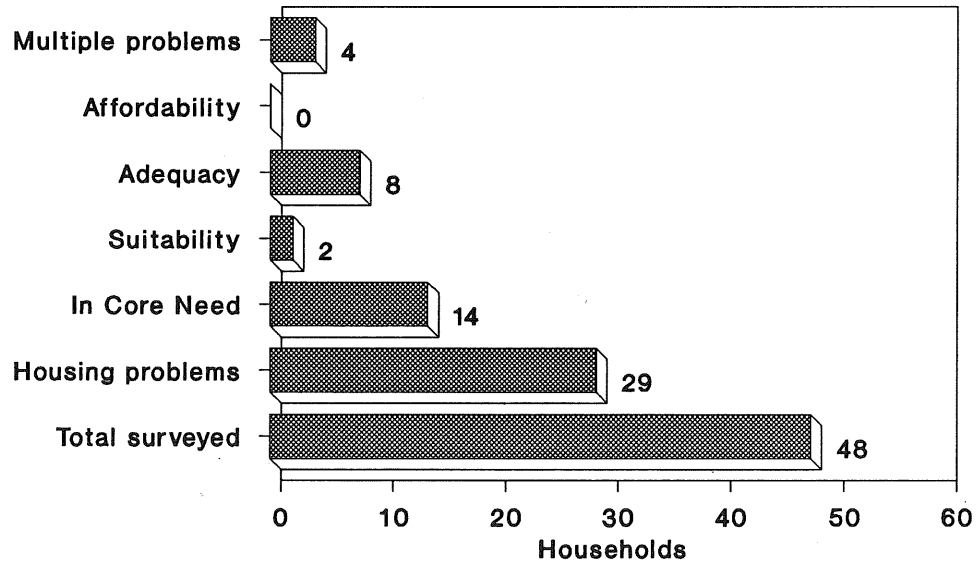


TROUT LAKE
Preference of individuals in Core Need
households for a place of their own



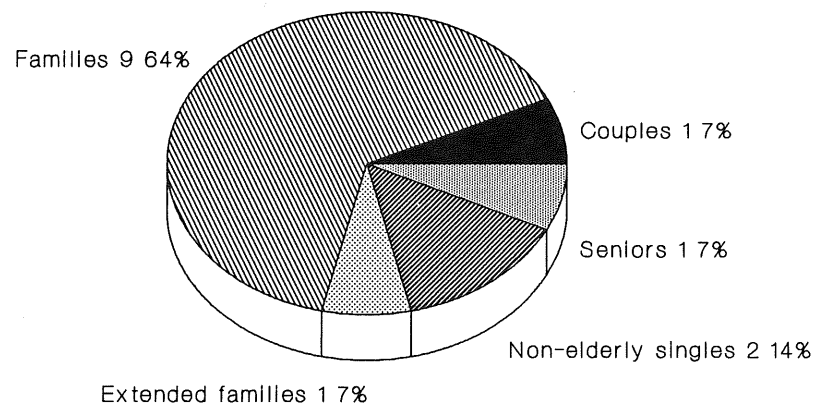
WRIGLEY

Number of households with housing problems



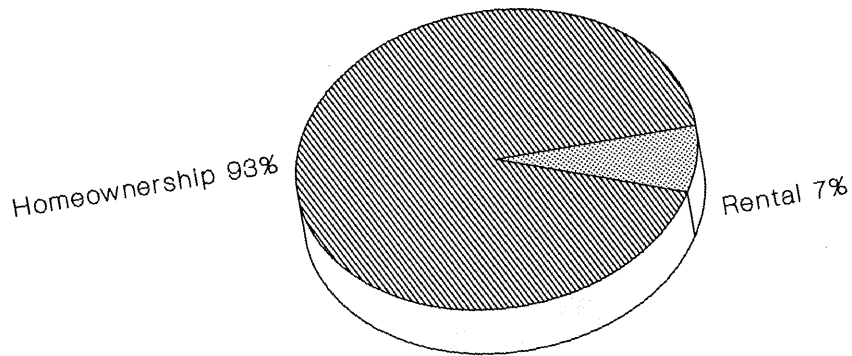
WRIGLEY

Number and percentage of households in Core Need*, by household type

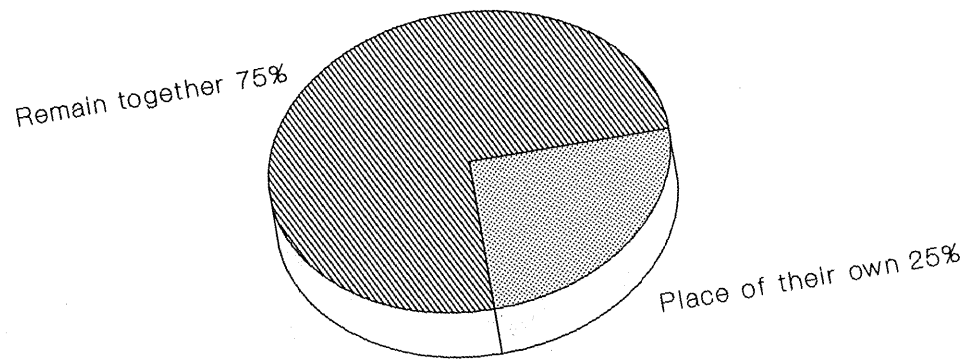


• Total households In Core Need = 14

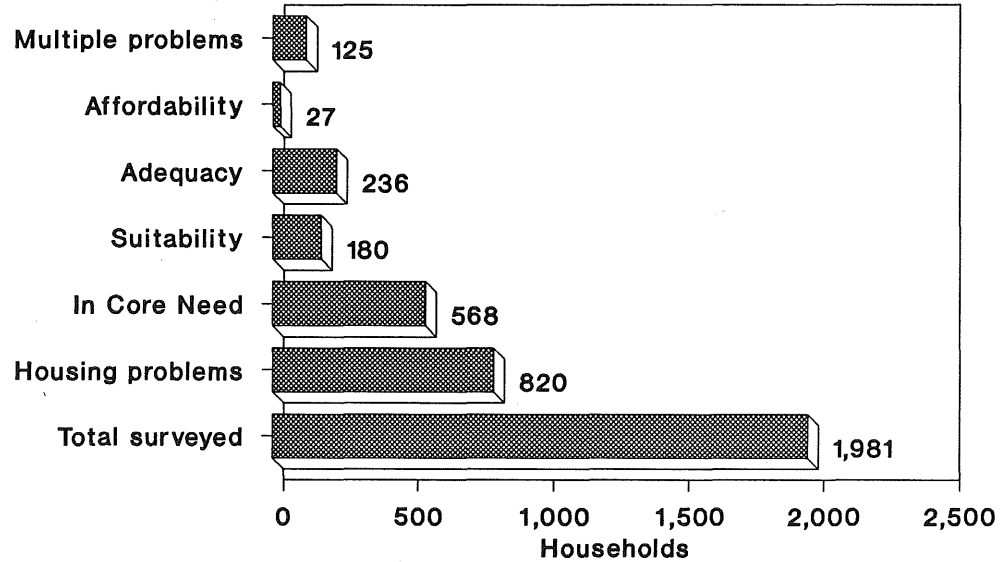
WRIGLEY
Preference of individuals in Core Need
households for homeownership and rental



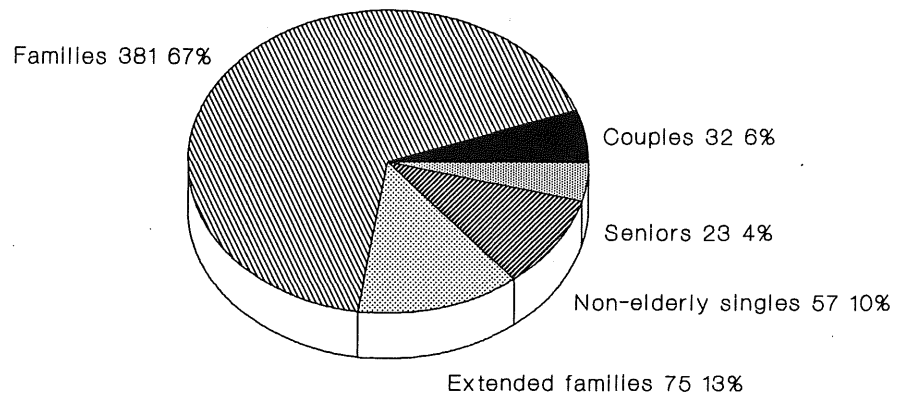
WRIGLEY
Preference of individuals in Core Need
households for a place of their own



WESTERN ARCTIC DISTRICT Number of households with housing problems

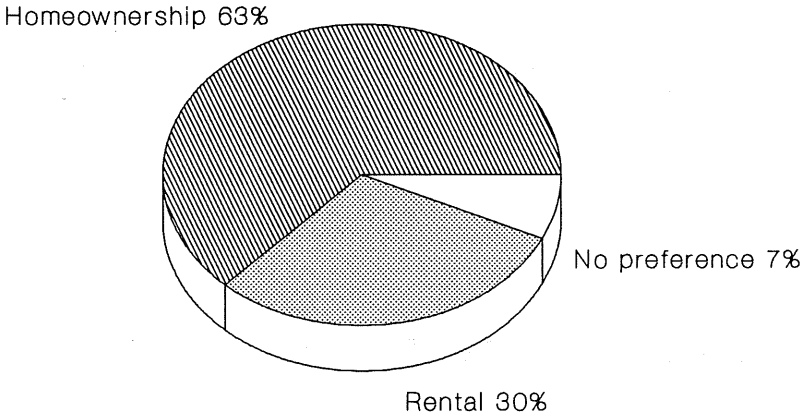


WESTERN ARCTIC DISTRICT Number and percentage of households in Core Need*, by household type

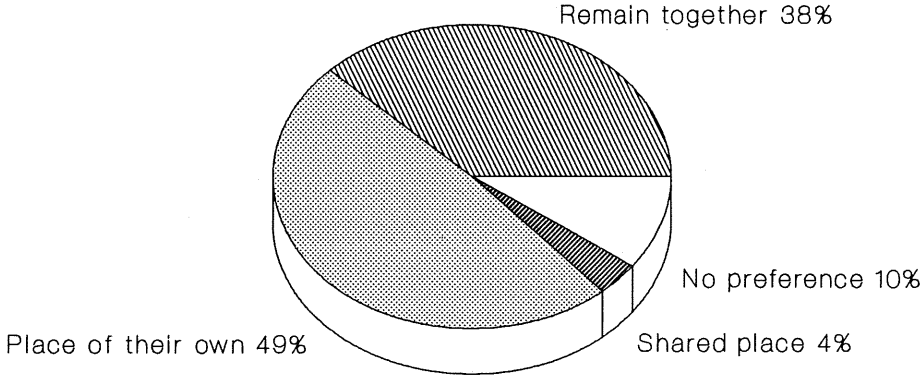


• Total households in Core Need = 568

WESTERN ARCTIC DISTRICT
Preference of individuals in Core Need
households for homeownership and rental

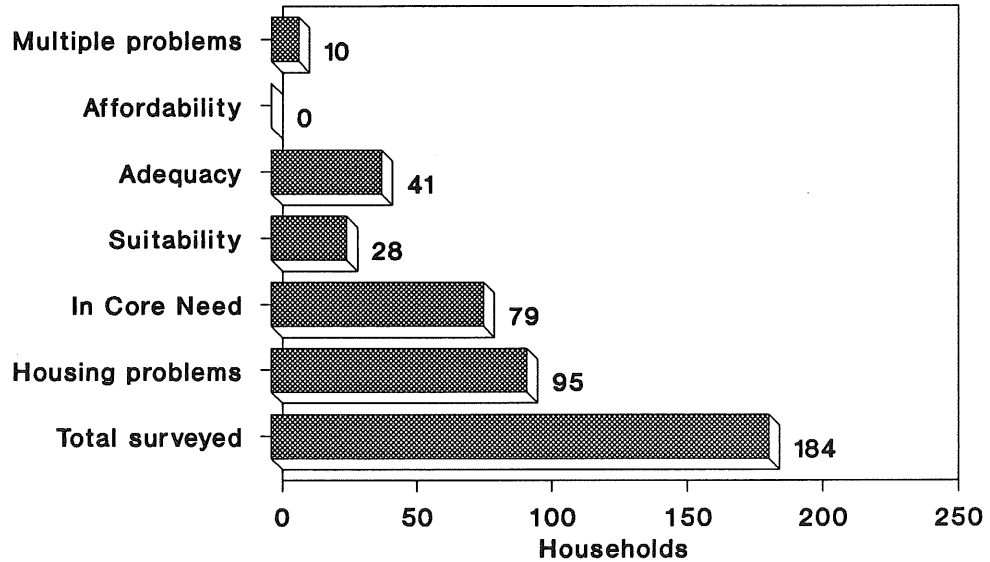


WESTERN ARCTIC DISTRICT
Preference of individuals in Core Need
households for a place of their own



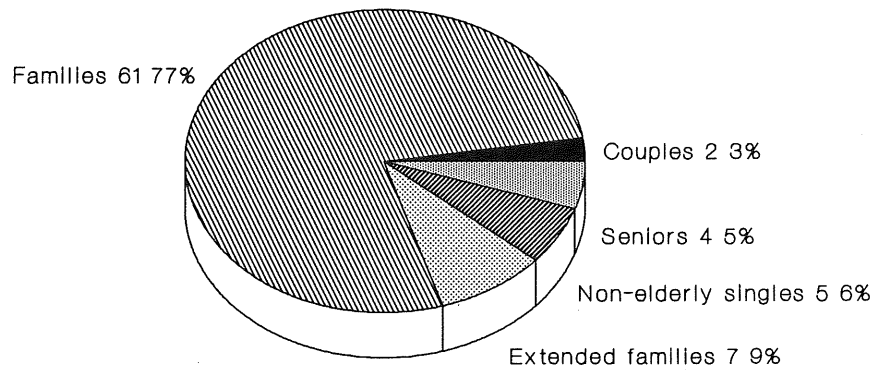
AKLAVIK

Number of households with housing problems



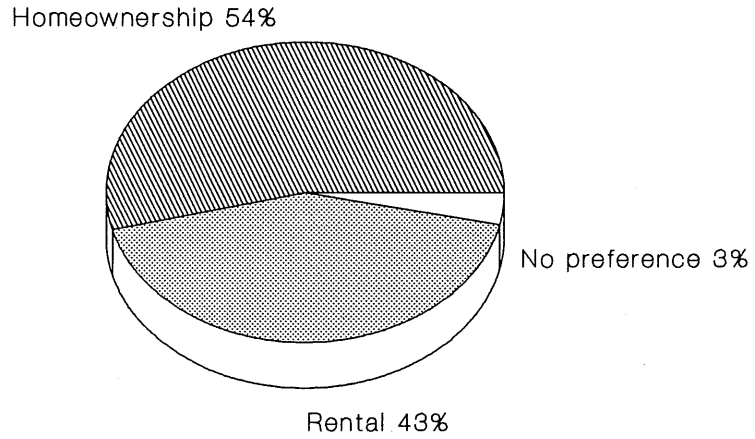
AKLAVIK

Number and percentage of households in Core Need*, by household type

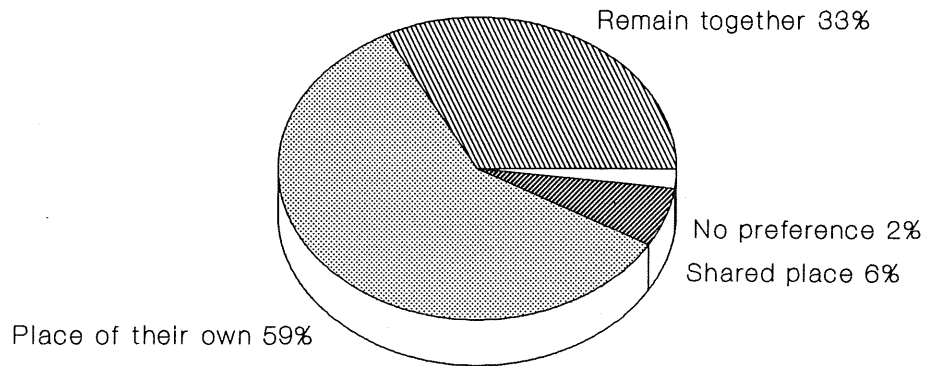


* Total households in Core Need = 79

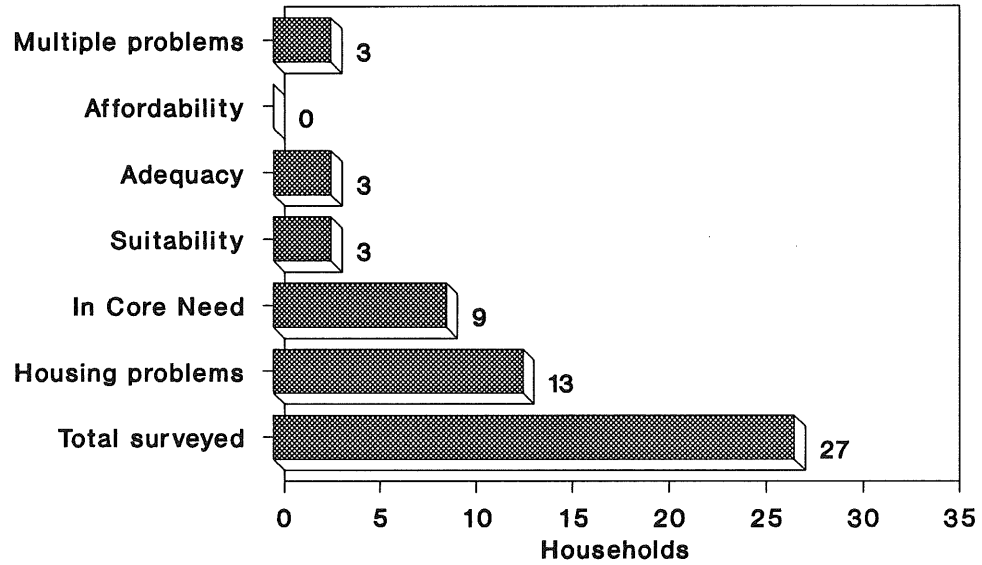
AKLAVIK
Preference of individuals in Core Need households for homeownership and rental



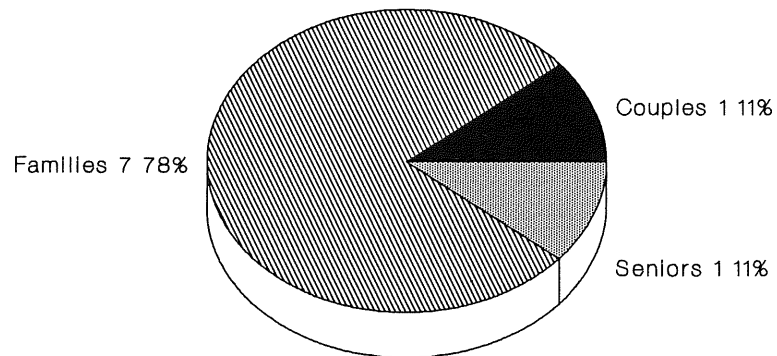
AKLAVIK
Preference of individuals in Core Need households for a place of their own



ARCTIC RED RIVER Number of households with housing problems

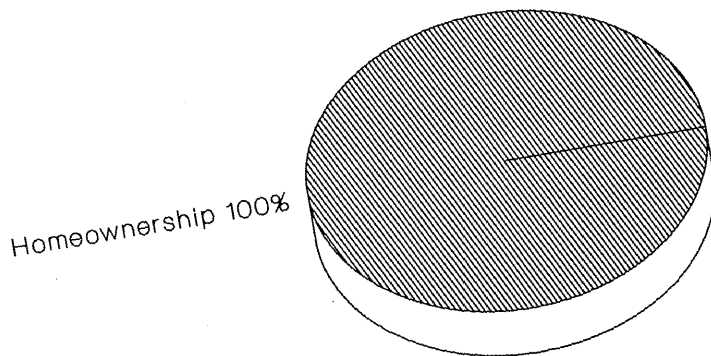


ARCTIC RED RIVER Number and percentage of households in Core Need*, by household type

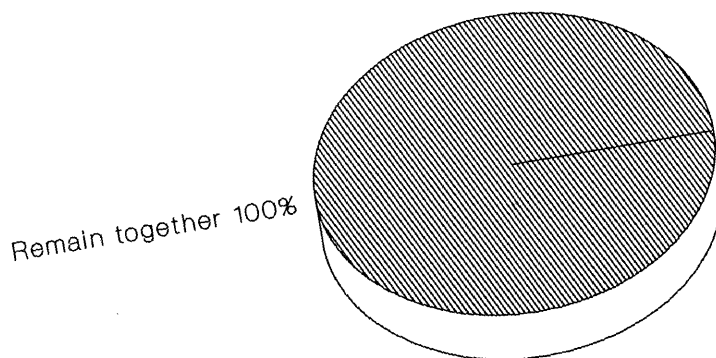


• Total households In Core Need = 9

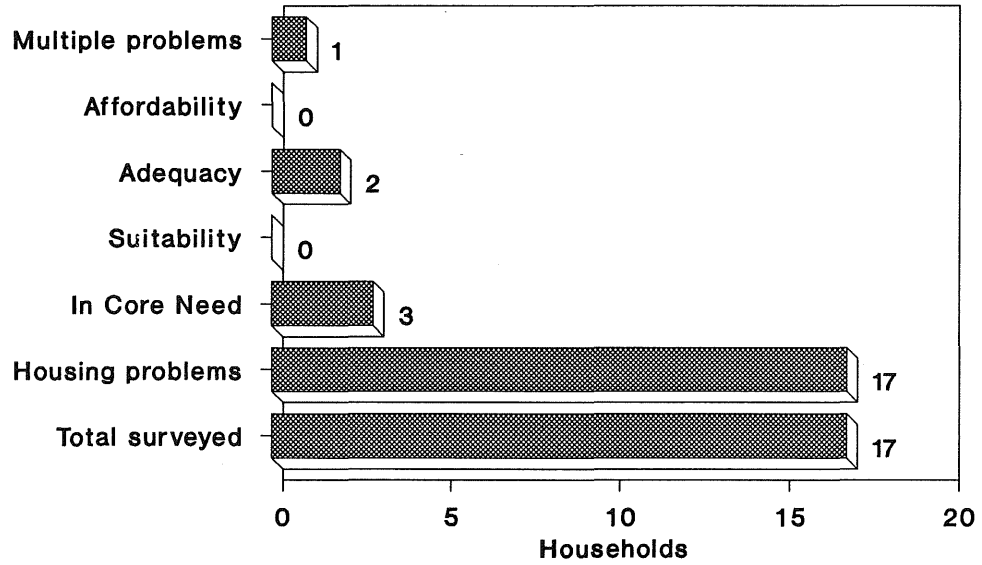
ARCTIC RED RIVER
Preference of individuals in Core Need
households for homeownership and rental



ARCTIC RED RIVER
Preference of individuals in Core Need
households for a place of their own



COLVILLE LAKE Number of households with housing problems

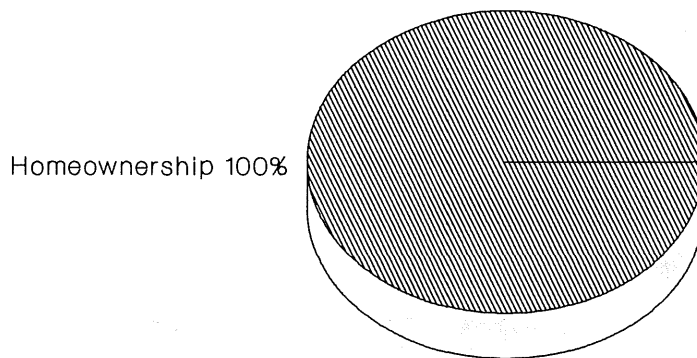


COLVILLE LAKE Number and percentage of households in Core Need*, by household type



• Total households in Core Need = 3

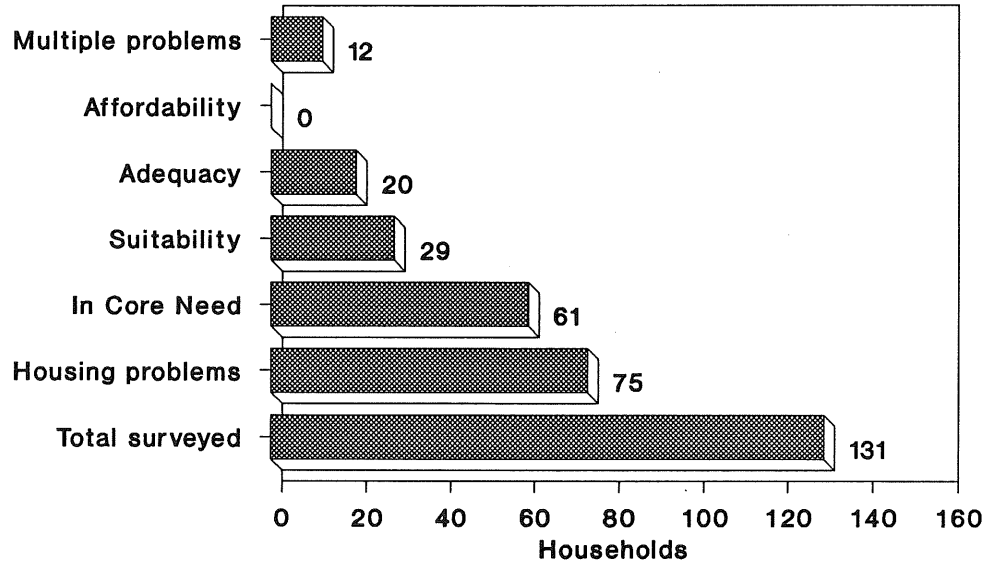
COLVILLE LAKE
Preference of individuals in Core Need
households for homeownership and rental



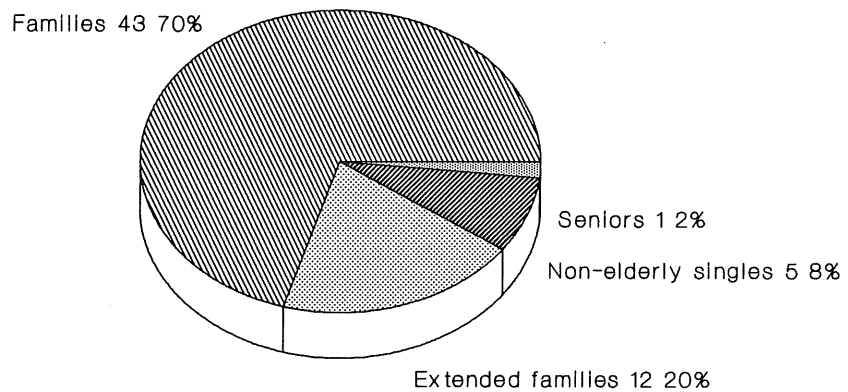
COLVILLE LAKE
Preference of individuals in Core Need
households for a place of their own

There were no households in Core Need with more than one nuclear group in this community.

FORT FRANKLIN Number of households with housing problems

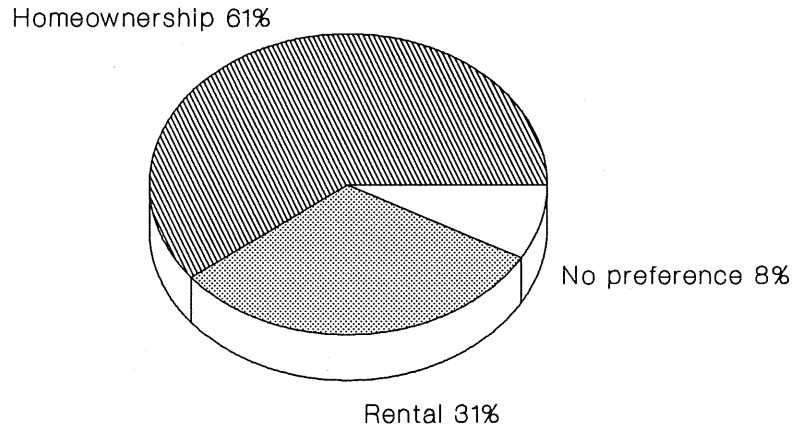


FORT FRANKLIN Number and percentage of households in Core Need*, by household type

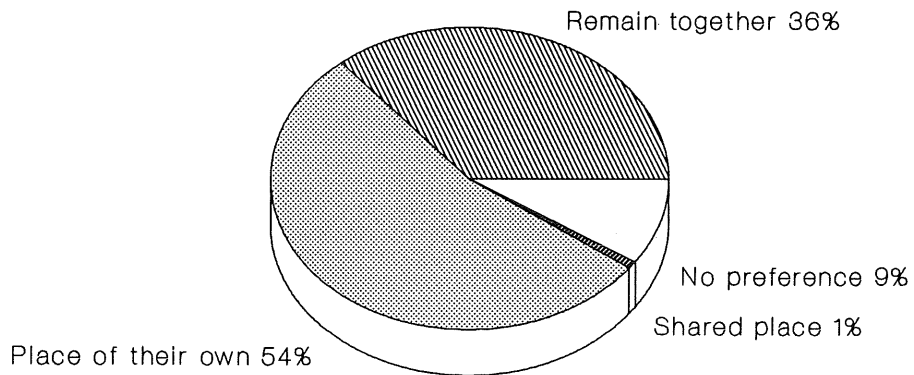


• Total households in Core Need = 61

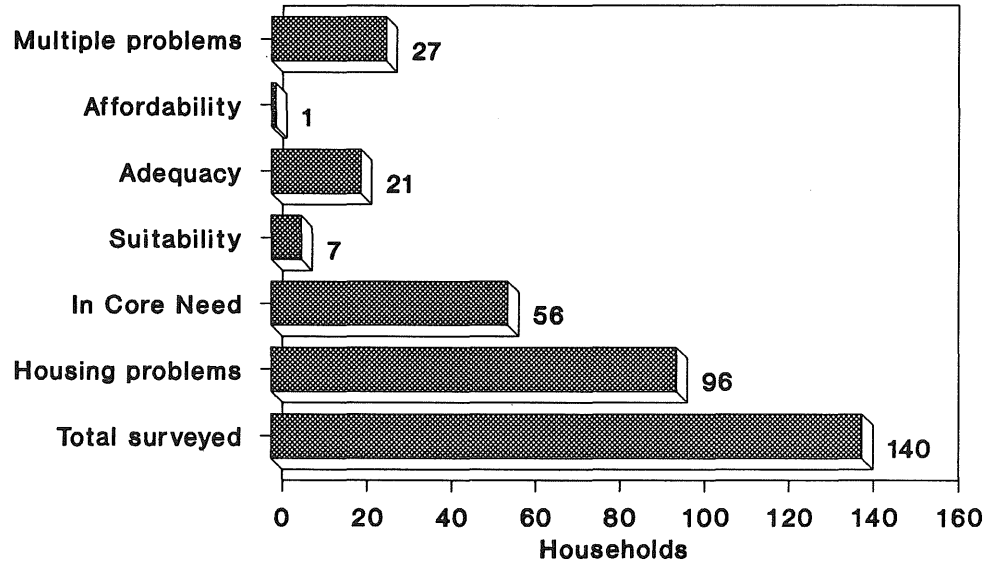
FORT FRANKLIN
Preference of individuals in Core Need households for homeownership and rental



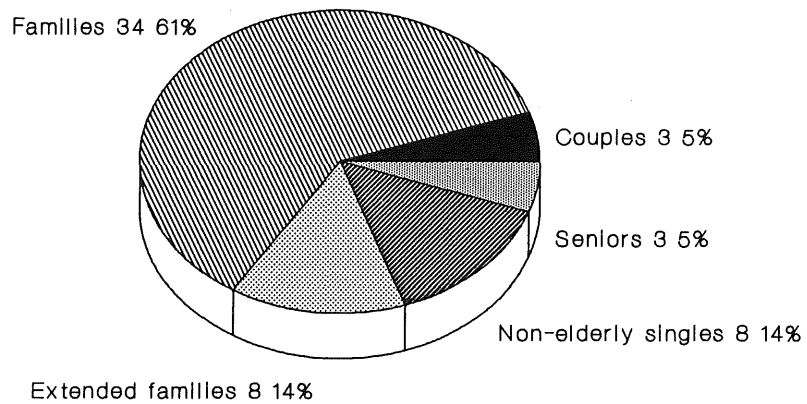
FORT FRANKLIN
Preference of individuals in Core Need households for a place of their own



FORT GOOD HOPE Number of households with housing problems

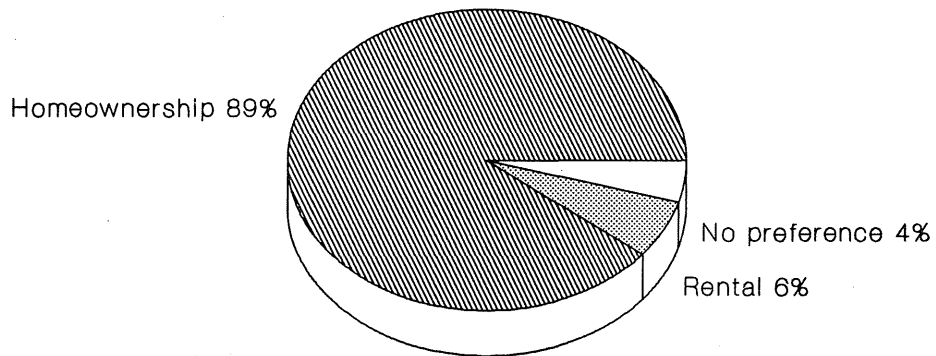


FORT GOOD HOPE Number and percentage of households in Core Need*, by household type

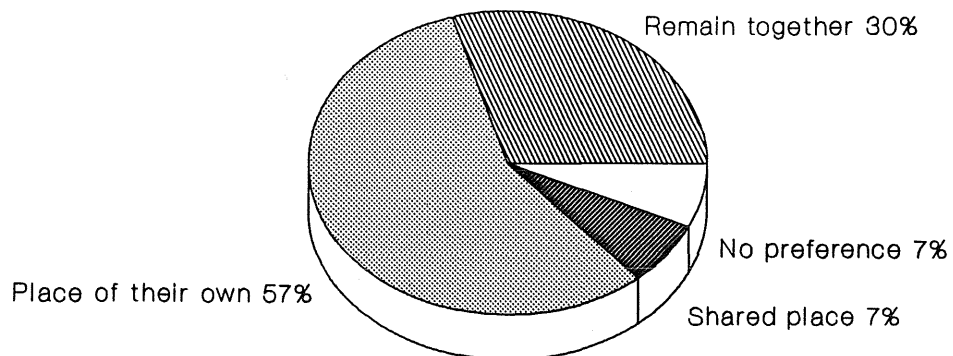


• Total households in Core Need = 56

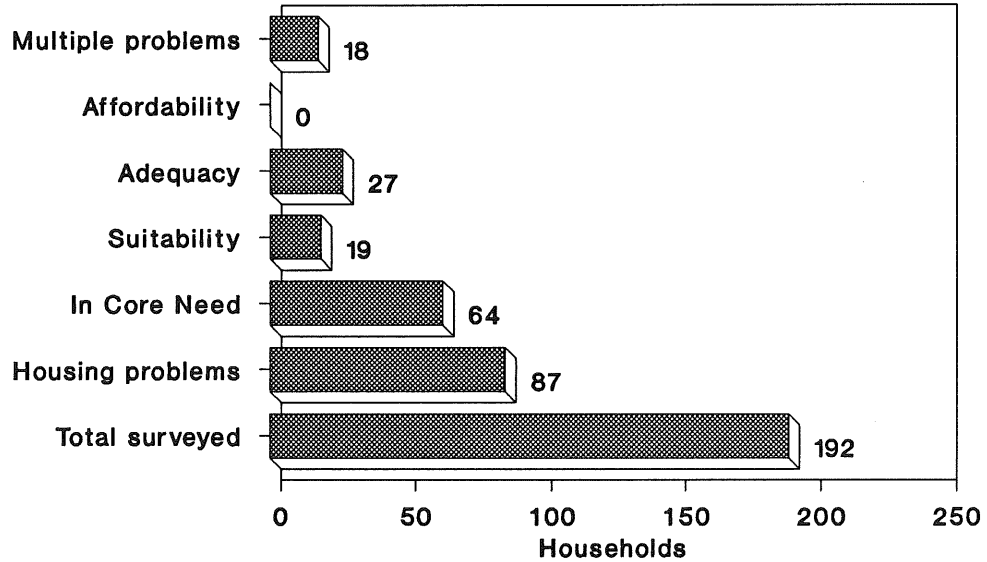
FORT GOOD HOPE
Preference of individuals in Core Need
households for homeownership and rental



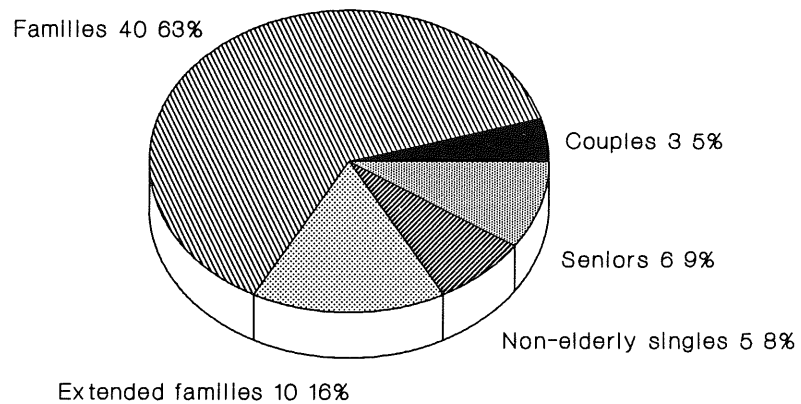
FORT GOOD HOPE
Preference of individuals in Core Need
households for a place of their own



FORT McPHERSON Number of households with housing problems



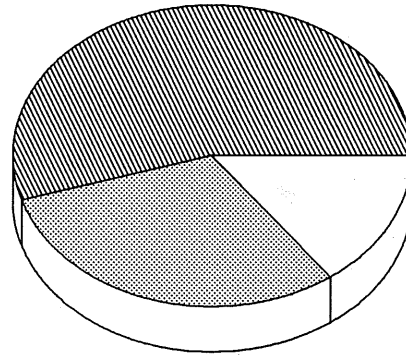
FORT McPHERSON Number and percentage of households in Core Need*, by household type



• Total households in Core Need = 64

FORT McPHERSON
Preference of individuals in Core Need
households for homeownership and rental

Homeownership 55%

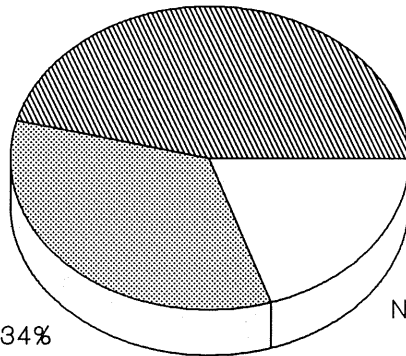


Rental 30%

No preference 15%

FORT McPHERSON
Preference of individuals in Core Need
households for a place of their own

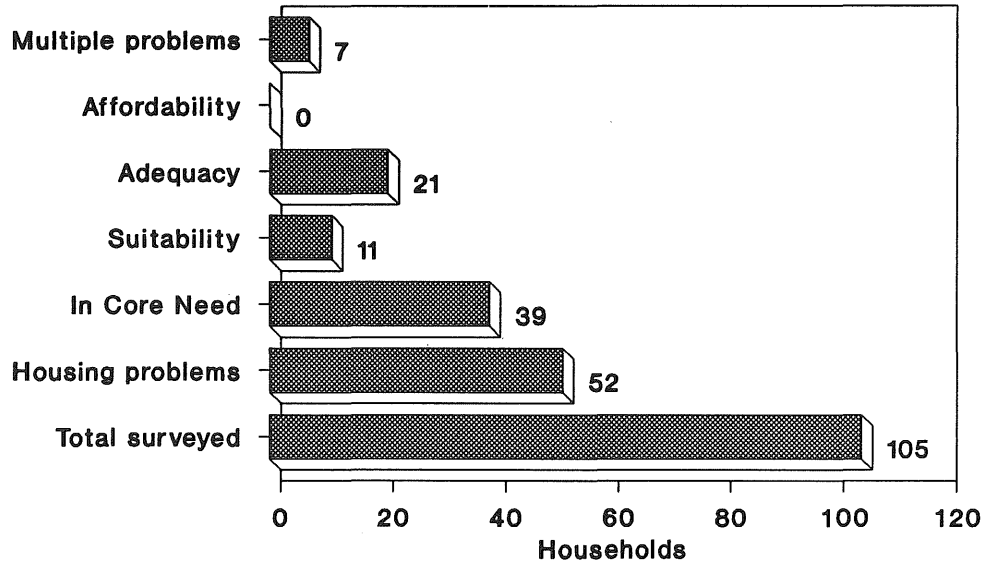
Remain together 46%



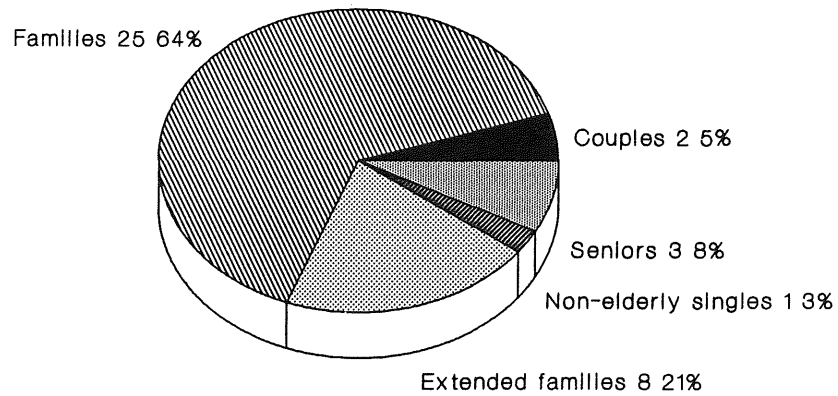
Place of their own 34%

No preference 20%

FORT NORMAN Number of households with housing problems

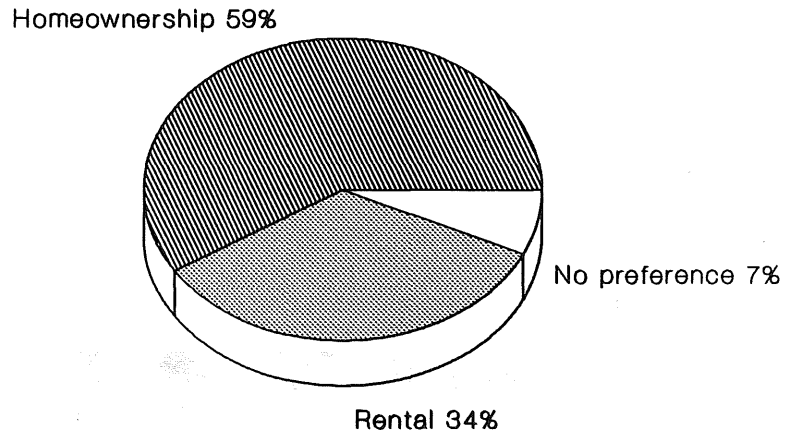


FORT NORMAN Number and percentage of households in Core Need*, by household type

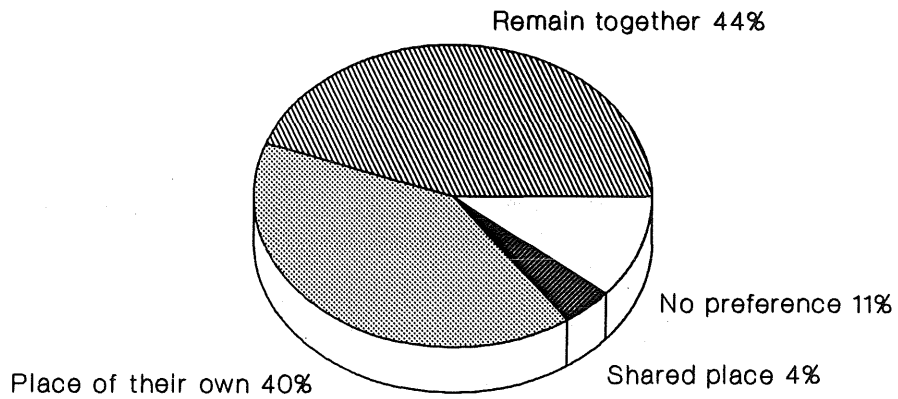


• Total households in Core Need - 39

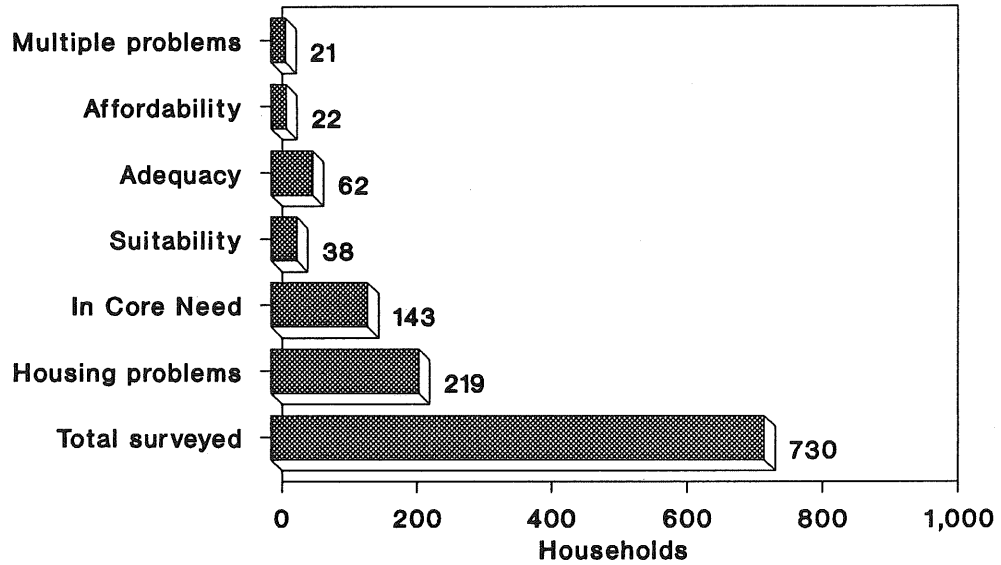
FORT NORMAN
Preference of individuals in Core Need
households for homeownership and rental



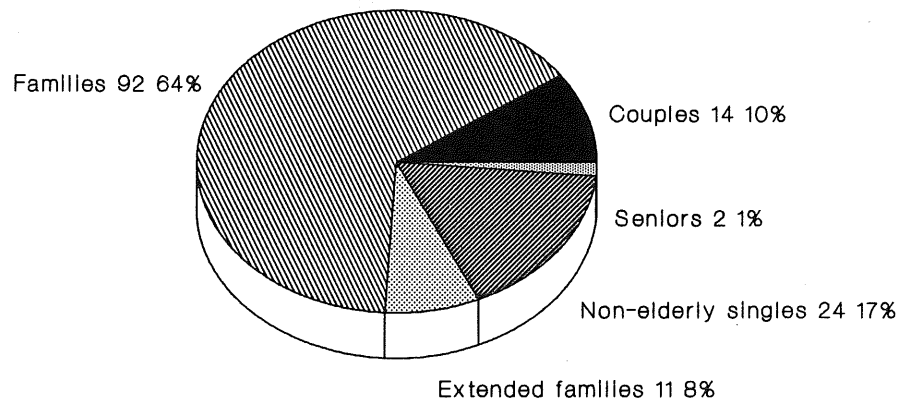
FORT NORMAN
Preference of individuals in Core Need
households for a place of their own



INUVIK Number of households with housing problems

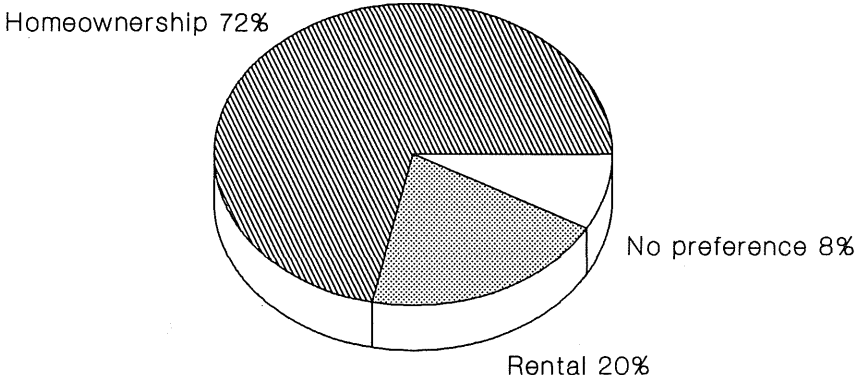


INUVIK Number and percentage of households in Core Need*, by household type

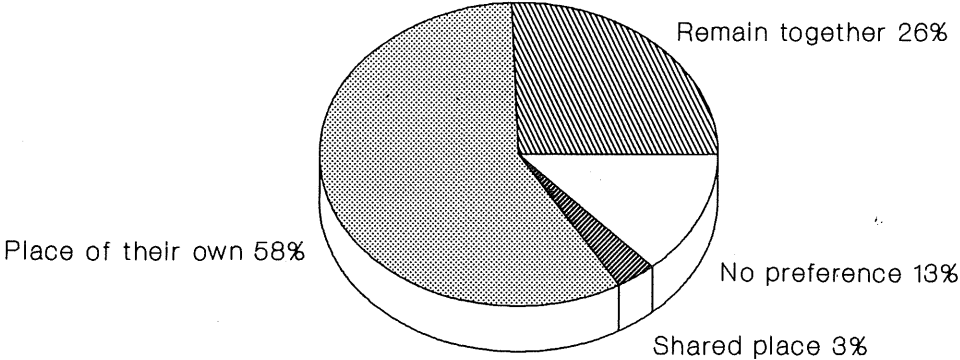


• Total households in Core Need = 143

INUVIK
Preference of individuals in Core Need households for homeownership and rental

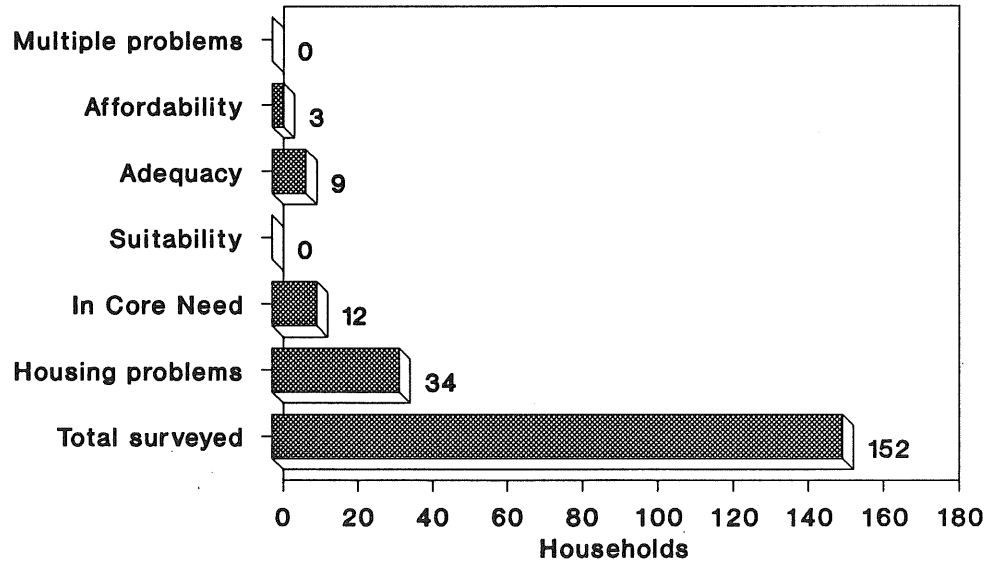


INUVIK
Preference of individuals in Core Need households for a place of their own



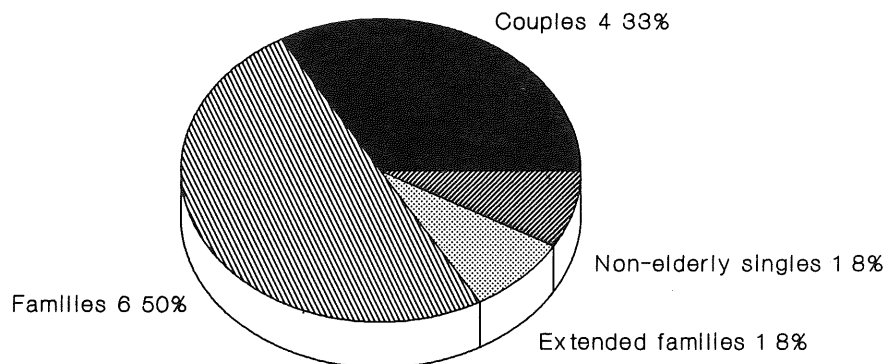
NORMAN WELLS

Number of households with housing problems



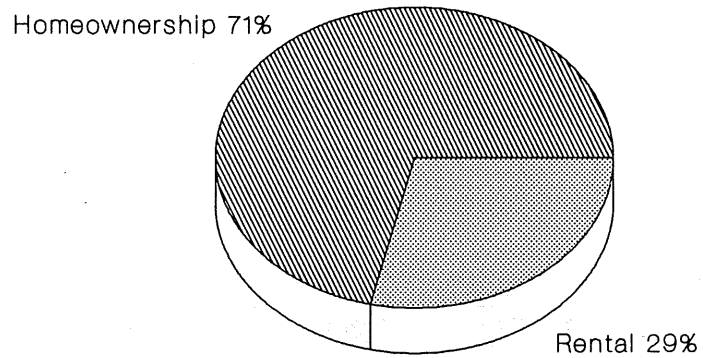
NORMAN WELLS

Number and percentage of households in Core Need*, by household type

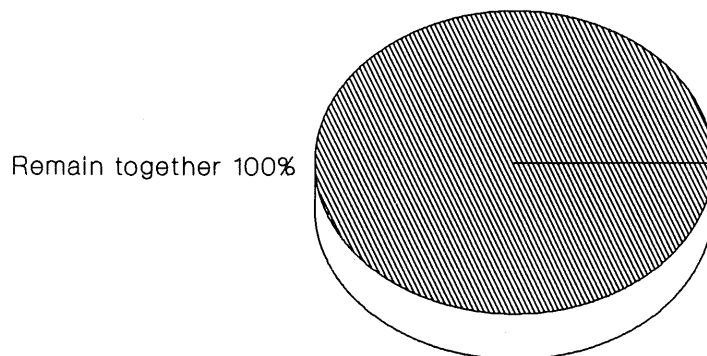


• Total households In Core Need = 12

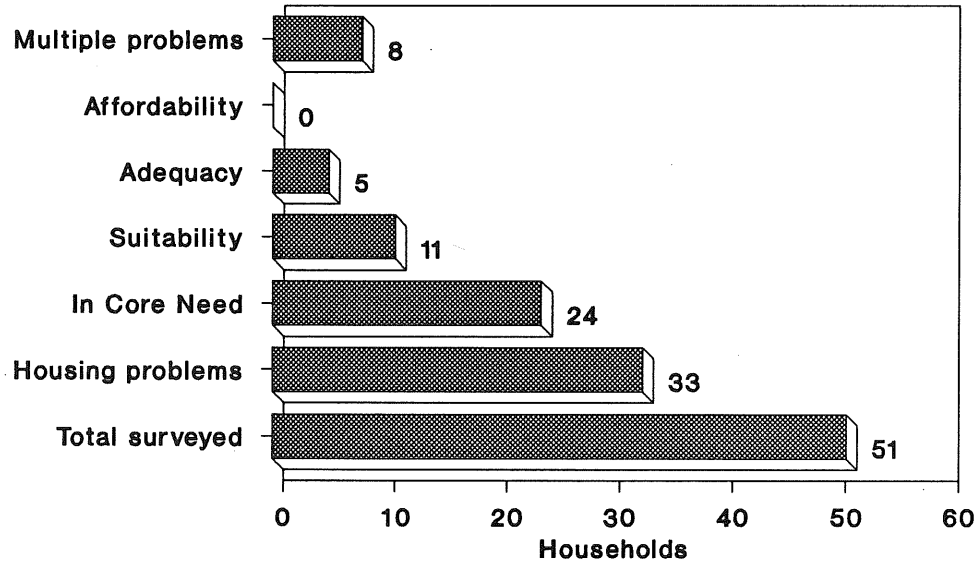
NORMAN WELLS
Preference of individuals in Core Need
households for homeownership and rental



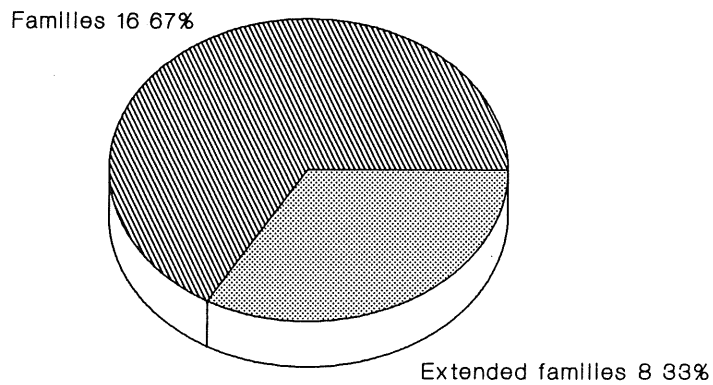
NORMAN WELLS
Preference of individuals in Core Need
households for a place of their own



PAULATUK
Number of households
with housing problems

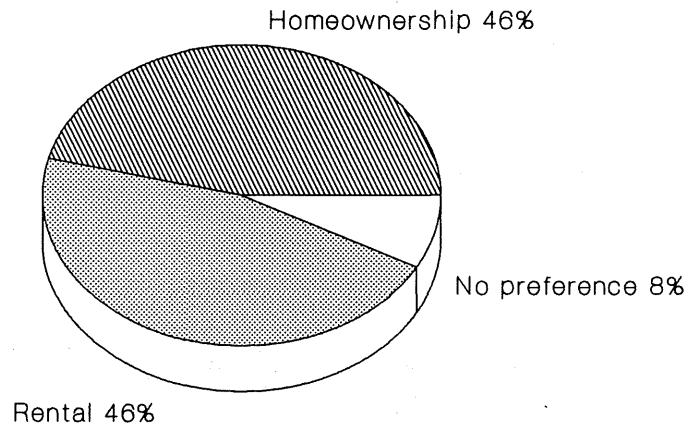


PAULATUK
Number and percentage of households
in Core Need*, by household type

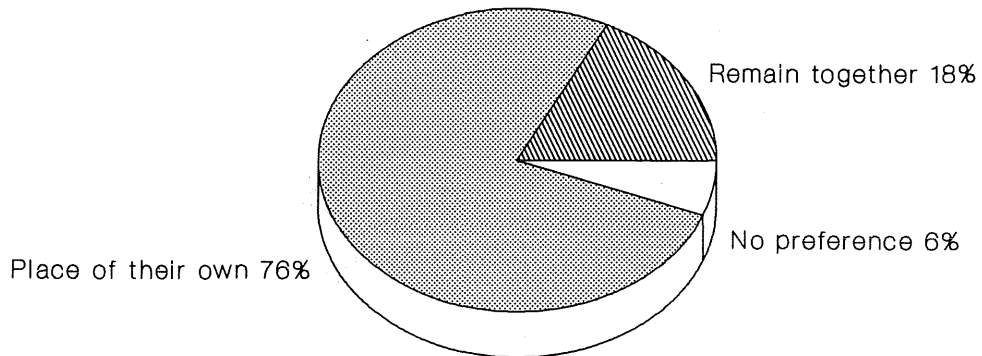


• Total households in Core Need = 24

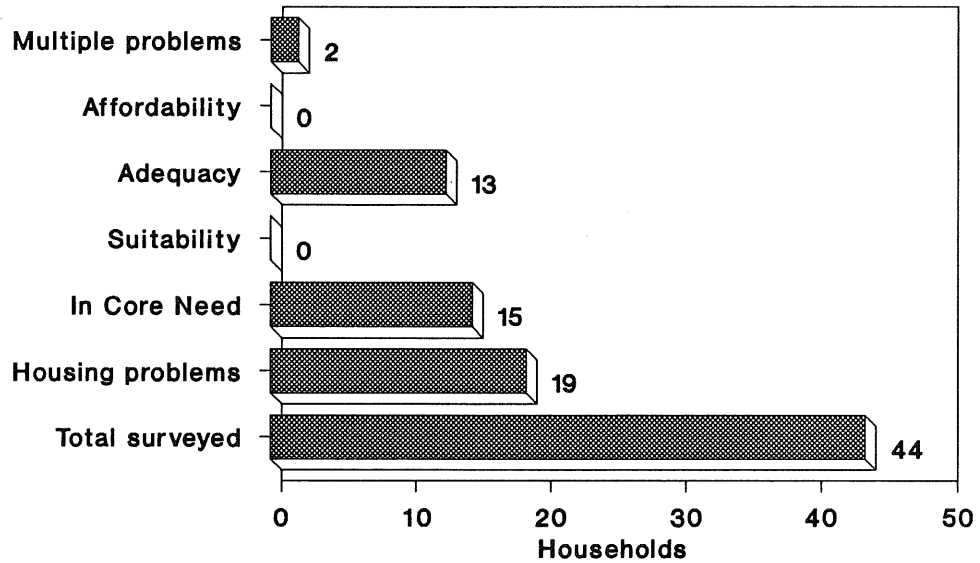
PAULATUK
Preference of individuals in Core Need households for homeownership and rental



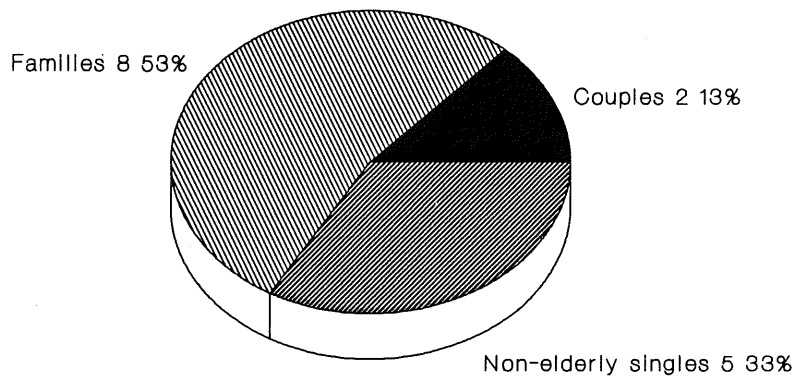
PAULATUK
Preference of individuals in Core Need households for a place of their own



SACHS HARBOUR Number of households with housing problems



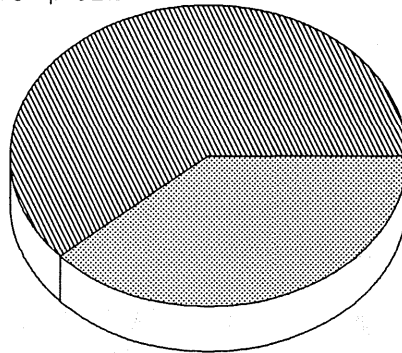
SACHS HARBOUR Number and percentage of households in Core Need*, by household type



• Total households in Core Need = 15

SACHS HARBOUR
Preference of individuals in Core Need
households for homeownership and rental

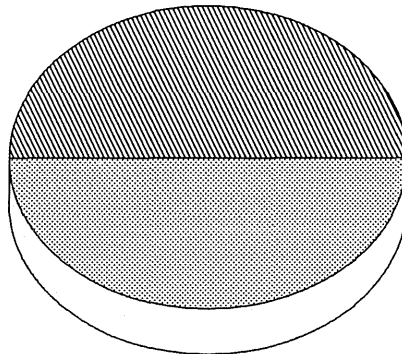
Homeownership 62%



Rental 38%

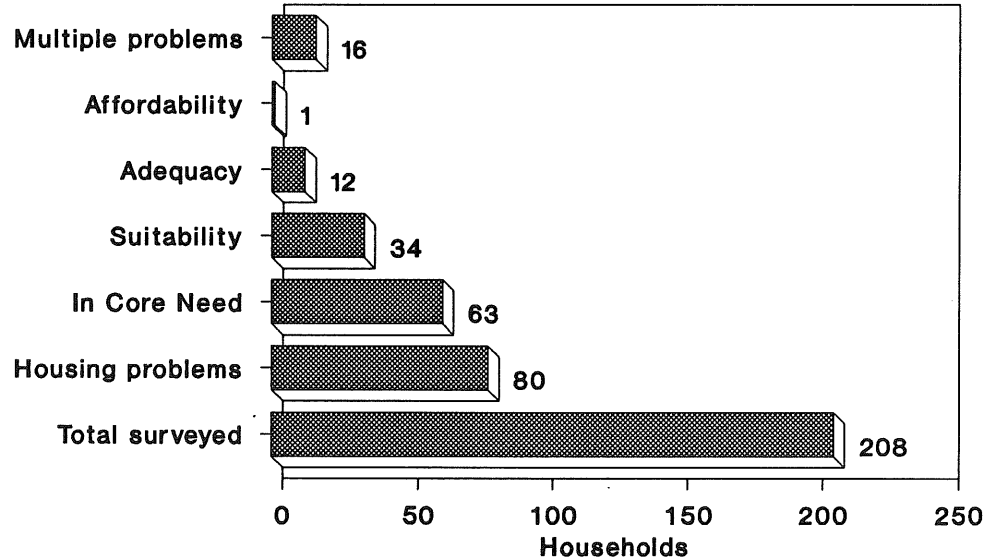
SACHS HARBOUR
Preference of individuals in Core Need
households for a place of their own

Remain together 50%

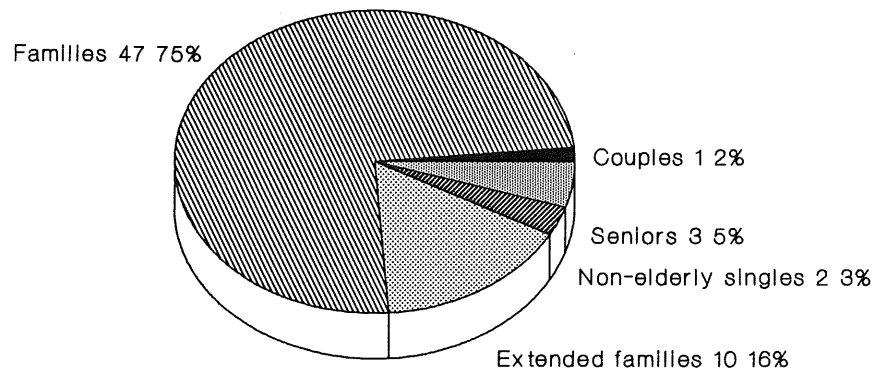


Place of their own 50%

TUKTOYAKTUK Number of households with housing problems

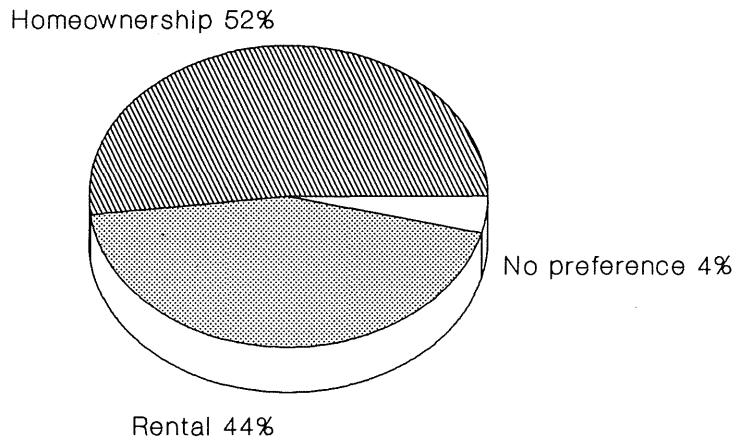


TUKTOYAKTUK Number and percentage of households in Core Need*, by household type

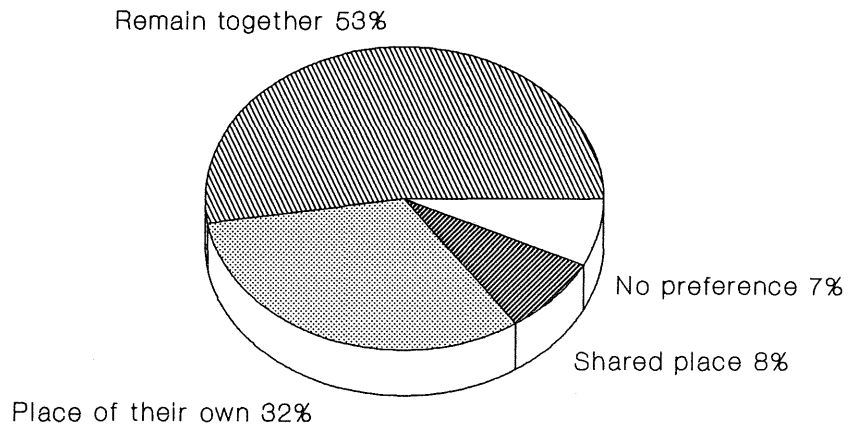


• Total households in Core Need = 63

TUKTOYAKTUK
Preference of individuals in Core Need households for homeownership and rental



TUKTOYAKTUK
Preference of individuals in Core Need households for a place of their own



APPENDIX A
1992 HOUSING NEEDS SURVEY
QUESTIONNAIRE

1992 HOUSING NEEDS SURVEY

INTRODUCTION

Hello, our names are _____ and _____. We represent the community and the Northwest Territories Housing Corporation. We are doing a survey to identify the housing needs and preferences of people living in our community. This study will be used to plan for housing allocations to communities, and housing programs over the next two to three years. The survey is taking place now so that results will be available to the Corporation and communities by the end of June. We would like to talk to as many people as possible, so we are asking you to help by answering some questions. The survey will take about 30 to 45 minutes.

Your answers will be kept strictly confidential.

This is not an application for any housing program. This information will be used to make decisions about housing in your community.

Which language would you like us to use for this interview? [_____]

District	Community	
Unit number	Street address	Telephone No.

RECORD OF VISITS TO THE HOUSEHOLD

Visit	Date (month/day)	Time	Results
1			
2			
3			

INTERVIEW

	Date(Month/Day)	Interview time		Surveyors
		Start	Finish	
1				
2				

THESE FIRST QUESTIONS ARE ABOUT THE SIZE OF YOUR HOME, AND ITS SERVICES AND CONDITION.

1. Type of housing

- northern rental
- public housing
- private - HAP
- private - owned (includes Rural and Remote)
- private - rented
- staff - federal
- staff - territorial
- staff - private
- staff - other (specify) [_____]
- other (specify) [_____]

2. Structure type

- detached house
- semi-detached, duplex, multiplex
- apartment
- mobile home
- other (specify) [_____]

3. CITY OF YELLOWKNIFE ONLY - What is the area of your home, in either square feet or square metres?

- [] Square feet
 OR [] Square metres
 Refused Don't know

4. Number of bedrooms

[]

5a. What type of water supply does your home have? (Check only one)

- interior hot and cold running water ---> go to Question 5b
- interior cold running water ---> go to Question 5b
- no interior running water ---> go to Question 5c

5b. How is this water delivered to your home? (Check all that apply)

- piped (municipal system, utilidor)
- trucked
- well
- hauled
- other (specify) [_____]

5c. Does your home have any of the following? (Check all that apply)

- kitchen sink and/or basin/sink in bathroom
- bath or shower

5d. What type of toilet facilities does your home have? (Check only one)

- flush toilet (including flushomatic)
- other indoor toilet (including electric/propane toilet) (humus toilet)
- honey-bucket
- no indoor toilet

5e. What type of sewage system does your home have? (Check only one)

- piped (municipal system, utilidor)
- septic field
- holding tank
- outdoor toilet
- other (specify) [_____]
- none

5f. Does your home have electricity, either from a hydro company or from a generator? (Check only one)

- Yes
- No

5g. What type of heating equipment is used in this home? (Check all that apply)

- steam or hot water boiler
- forced hot air furnace
- heating stove (including wood stove; oil or wood space heaters)
- electric heating (baseboard/space heaters)
- cookstove
- other (specify) [_____]
- none ---> go to Question 6

5h. Is this house (unit) and its heating system capable of generating and maintaining a comfortable living temperature year round?

- Yes
- No

6. Is this dwelling in need of any repairs?

I will read from a list, and you can tell me which answer best describes the type of repairs your dwelling needs. These repairs do not include desirable remodelling, additions, conversions, or energy improvements.

- No, only regular maintenance:** includes only those activities that must be performed on an on-going basis to prevent the house from deteriorating (for example, painting, furnace cleaning, electrical fuse replacement, hinge oiling, fixing leaking faucets, cleaning clogged gutters or eavestroughs)
- Yes, minor repairs:** includes repairs to deficiencies in the surface or covering material of the dwelling and to less serious deficiencies in the plumbing, electrical and heating systems. **Minor repairs** include (but are not restricted to) replacing missing or loose floor tiles, bricks or shingles, repairing broken windows and waterproofing bath-tubs; and repairs required to correct small cracks in interior walls and ceilings, broken light fixtures and switches, leaking sink, cracked or broken window panes, some missing shingles or siding, some peeling paint.
- Yes, major repairs:** includes the more serious deficiencies in the structural condition of the dwelling, as well as in the plumbing, electrical and heating systems. **Major repairs** include (but are not restricted to) repairs to walls, foundations, floors or ceilings, the installation of a new roof, and the replacement of deteriorated external siding; and repairs required to correct, for example, corroded pipes, damaged electrical wiring, sagging floors, bulging walls, damp walls and ceilings, crumbling foundation, rotting porches and steps.

7. To the best of your knowledge, how old is this dwelling? (or the building containing this dwelling)

- [_____] years
- Don't know

THE NEXT QUESTIONS ARE ABOUT YOUR HOUSEHOLD. THE ANSWERS TO THESE QUESTIONS WILL BE USED TO RELATE HOW THE OTHER INFORMATION WE HAVE GATHERED DIFFERS FOR DIFFERENT HOUSEHOLDS. PLEASE REMEMBER THAT ALL YOUR ANSWERS WILL BE KEPT IN THE STRICTEST CONFIDENCE.

	Person 1 (Head of household)	Person 2	Person 3
See Interviewer's Manual	Nuclear group []	Nuclear group []	Nuclear group []
13. List the names of all persons usually living here as of today, who have no usual place of residence elsewhere, and any persons away attending school out-of-town, travelling or in hospital. Also list other relatives, roomers, boarders/lodgers or employees living in this unit.	[_____] Last Name [_____] First Name	[_____] Last Name [_____] First Name	[_____] Last Name [_____] First Name
14. Date of birth	Day [] Month [] Year []	Day [] Month [] Year []	Day [] Month [] Year []
15. Sex	<input type="radio"/> Male <input type="radio"/> Female	<input type="radio"/> Male <input type="radio"/> Female	<input type="radio"/> Male <input type="radio"/> Female
16. What is your relationship to the head of the household? For each person in this household, check one circle only to describe his or her relationship to person 1. If you mark the circle "other relative" or "other non-relative", print in the relationship to person 1. Some examples of the "other" relationships are: grandmother/grandfather uncle/aunt room-mate's daughter/son employee's husband/wife common-law partner of son or daughter		<input type="radio"/> husband or wife of person 1 <input type="radio"/> common-law partner of person 1 <input type="radio"/> son or daughter of person 1 <input type="radio"/> father or mother of person 1 <input type="radio"/> brother or sister of person 1 <input type="radio"/> father-in-law or mother-in-law of person 1 <input type="radio"/> brother-in-law or sister-in-law of person 1 <input type="radio"/> grandchild of person 1 <input type="radio"/> other relative of person 1 (print below) [_____] <input type="radio"/> lodger/boarder <input type="radio"/> lodger's husband or wife <input type="radio"/> lodger's son or daughter <input type="radio"/> room-mate <input type="radio"/> employee <input type="radio"/> other non-relative (print below) [_____]	<input type="radio"/> husband or wife of person 1 <input type="radio"/> common-law partner of person 1 <input type="radio"/> son or daughter of person 1 <input type="radio"/> father or mother of person 1 <input type="radio"/> brother or sister of person 1 <input type="radio"/> father-in-law or mother-in-law of person 1 <input type="radio"/> brother-in-law or sister-in-law of person 1 <input type="radio"/> grandchild of person 1 <input type="radio"/> other relative of person 1 (print below) [_____] <input type="radio"/> lodger/boarder <input type="radio"/> lodger's husband or wife <input type="radio"/> lodger's son or daughter <input type="radio"/> room-mate <input type="radio"/> employee <input type="radio"/> other non-relative (print below) [_____]
17. What is your current marital status?	<input type="radio"/> never married <input type="radio"/> common-law married <input type="radio"/> separated <input type="radio"/> divorced <input type="radio"/> widowed	<input type="radio"/> never married <input type="radio"/> common-law married <input type="radio"/> married <input type="radio"/> separated <input type="radio"/> divorced <input type="radio"/> widowed	<input type="radio"/> never married <input type="radio"/> common-law married <input type="radio"/> married <input type="radio"/> separated <input type="radio"/> divorced <input type="radio"/> widowed
18. What is your ethnic status?	<input type="radio"/> Dene <input type="radio"/> Inuit <input type="radio"/> Metis <input type="radio"/> Other (specify) [_____] <input type="radio"/> Non-native	<input type="radio"/> Dene <input type="radio"/> Inuit <input type="radio"/> Metis <input type="radio"/> Other (specify) [_____] <input type="radio"/> Non-native	<input type="radio"/> Dene <input type="radio"/> Inuit <input type="radio"/> Metis <input type="radio"/> Other (specify) [_____] <input type="radio"/> Non-native
19. Do you have a long-term disability? Definition of disability is the same as for Question 8.	<input type="radio"/> Yes <input type="radio"/> No	<input type="radio"/> Yes <input type="radio"/> No	<input type="radio"/> Yes <input type="radio"/> No
20. Who is your present employer? Check all that apply.	<input type="radio"/> Federal government <input type="radio"/> NWT government <input type="radio"/> Municipal government <input type="radio"/> Private company <input type="radio"/> Self-employed <input type="radio"/> Other (specify) [_____] <input type="radio"/> Not employed	<input type="radio"/> Federal government <input type="radio"/> NWT government <input type="radio"/> Municipal government <input type="radio"/> Private company <input type="radio"/> Self-employed <input type="radio"/> Other (specify) [_____] <input type="radio"/> Not employed	<input type="radio"/> Federal government <input type="radio"/> NWT government <input type="radio"/> Municipal government <input type="radio"/> Private company <input type="radio"/> Self-employed <input type="radio"/> Other (specify) [_____] <input type="radio"/> Not employed

THE NEXT QUESTIONS ARE ABOUT YOUR HOUSEHOLD. THE ANSWERS TO THESE QUESTIONS WILL BE USED TO RELATE HOW THE OTHER INFORMATION WE HAVE GATHERED DIFFERS FOR DIFFERENT HOUSEHOLDS.
PLEASE REMEMBER THAT ALL YOUR ANSWERS WILL BE KEPT IN THE STRICTEST CONFIDENCE.

Person 4	Person 5	Person 6	Person 7
Nuclear group []	Nuclear group []	Nuclear group []	Nuclear group []
[] Last Name	[] Last Name	[] Last Name	[] Last Name
[] First Name	[] First Name	[] First Name	[] First Name
Day [] Month [] Year []	Day [] Month [] Year []	Day [] Month [] Year []	Day [] Month [] Year []
<input type="radio"/> Male <input type="radio"/> Female	<input type="radio"/> Male <input type="radio"/> Female	<input type="radio"/> Male <input type="radio"/> Female	<input type="radio"/> Male <input type="radio"/> Female
<input type="radio"/> husband or wife of person 1 <input type="radio"/> common-law partner of person 1 <input type="radio"/> son or daughter of person 1 <input type="radio"/> father or mother of person 1 <input type="radio"/> brother or sister of person 1 <input type="radio"/> father-in-law or mother-in-law of person 1 <input type="radio"/> brother-in-law or sister-in-law of person 1 <input type="radio"/> grandchild of person 1 <input type="radio"/> other relative of person 1 (print below) []	<input type="radio"/> husband or wife of person 1 <input type="radio"/> common-law partner of person 1 <input type="radio"/> son or daughter of person 1 <input type="radio"/> father or mother of person 1 <input type="radio"/> brother or sister of person 1 <input type="radio"/> father-in-law or mother-in-law of person 1 <input type="radio"/> brother-in-law or sister-in-law of person 1 <input type="radio"/> grandchild of person 1 <input type="radio"/> other relative of person 1 (print below) []	<input type="radio"/> husband or wife of person 1 <input type="radio"/> common-law partner of person 1 <input type="radio"/> son or daughter of person 1 <input type="radio"/> father or mother of person 1 <input type="radio"/> brother or sister of person 1 <input type="radio"/> father-in-law or mother-in-law of person 1 <input type="radio"/> brother-in-law or sister-in-law of person 1 <input type="radio"/> grandchild of person 1 <input type="radio"/> other relative of person 1 (print below) []	<input type="radio"/> husband or wife of person 1 <input type="radio"/> common-law partner of person 1 <input type="radio"/> son or daughter of person 1 <input type="radio"/> father or mother of person 1 <input type="radio"/> brother or sister of person 1 <input type="radio"/> father-in-law or mother-in-law of person 1 <input type="radio"/> brother-in-law or sister-in-law of person 1 <input type="radio"/> grandchild of person 1 <input type="radio"/> other relative of person 1 (print below) []
<input type="radio"/> lodger/boarder <input type="radio"/> lodger's husband or wife <input type="radio"/> lodger's son or daughter <input type="radio"/> room-mate <input type="radio"/> employee <input type="radio"/> other non-relative (print below) []	<input type="radio"/> lodger/boarder <input type="radio"/> lodger's husband or wife <input type="radio"/> lodger's son or daughter <input type="radio"/> room-mate <input type="radio"/> employee <input type="radio"/> other non-relative (print below) []	<input type="radio"/> lodger/boarder <input type="radio"/> lodger's husband or wife <input type="radio"/> lodger's son or daughter <input type="radio"/> room-mate <input type="radio"/> employee <input type="radio"/> other non-relative (print below) []	<input type="radio"/> lodger/boarder <input type="radio"/> lodger's husband or wife <input type="radio"/> lodger's son or daughter <input type="radio"/> room-mate <input type="radio"/> employee <input type="radio"/> other non-relative (print below) []
<input type="radio"/> never married <input type="radio"/> common-law <input type="radio"/> married <input type="radio"/> separated <input type="radio"/> divorced <input type="radio"/> widowed	<input type="radio"/> never married <input type="radio"/> common-law <input type="radio"/> married <input type="radio"/> separated <input type="radio"/> divorced <input type="radio"/> widowed	<input type="radio"/> never married <input type="radio"/> common-law <input type="radio"/> married <input type="radio"/> separated <input type="radio"/> divorced <input type="radio"/> widowed	<input type="radio"/> never married <input type="radio"/> common-law <input type="radio"/> married <input type="radio"/> separated <input type="radio"/> divorced <input type="radio"/> widowed
<input type="radio"/> Dene <input type="radio"/> Inuit <input type="radio"/> Metis <input type="radio"/> Other (specify) [] <input type="radio"/> Non-native	<input type="radio"/> Dene <input type="radio"/> Inuit <input type="radio"/> Metis <input type="radio"/> Other (specify) [] <input type="radio"/> Non-native	<input type="radio"/> Dene <input type="radio"/> Inuit <input type="radio"/> Metis <input type="radio"/> Other (specify) [] <input type="radio"/> Non-native	<input type="radio"/> Dene <input type="radio"/> Inuit <input type="radio"/> Metis <input type="radio"/> Other (specify) [] <input type="radio"/> Non-native
<input type="radio"/> Yes <input type="radio"/> No	<input type="radio"/> Yes <input type="radio"/> No	<input type="radio"/> Yes <input type="radio"/> No	<input type="radio"/> Yes <input type="radio"/> No
<input type="radio"/> Federal government <input type="radio"/> NWT government <input type="radio"/> Municipal government <input type="radio"/> Private company <input type="radio"/> Self-employed <input type="radio"/> Other (specify) [] <input type="radio"/> Not employed	<input type="radio"/> Federal government <input type="radio"/> NWT government <input type="radio"/> Municipal government <input type="radio"/> Private company <input type="radio"/> Self-employed <input type="radio"/> Other (specify) [] <input type="radio"/> Not employed	<input type="radio"/> Federal government <input type="radio"/> NWT government <input type="radio"/> Municipal government <input type="radio"/> Private company <input type="radio"/> Self-employed <input type="radio"/> Other (specify) [] <input type="radio"/> Not employed	<input type="radio"/> Federal government <input type="radio"/> NWT government <input type="radio"/> Municipal government <input type="radio"/> Private company <input type="radio"/> Self-employed <input type="radio"/> Other (specify) [] <input type="radio"/> Not employed

THE NEXT QUESTIONS ARE ABOUT YOUR HOUSEHOLD. THE ANSWERS TO THESE QUESTIONS WILL BE USED TO RELATE HOW THE OTHER INFORMATION WE HAVE GATHERED DIFFERS FOR DIFFERENT HOUSEHOLDS. PLEASE REMEMBER THAT ALL YOUR ANSWERS WILL BE KEPT IN THE STRICTEST CONFIDENCE.

	Person 1 (Head of household)	Person 2	Person 3
See Interviewer's Manual	Nuclear group []	Nuclear group []	Nuclear group []
13. List the names of all persons usually living here as of today, who have no usual place of residence elsewhere, and any persons away attending school out-of-town, travelling or in hospital. Also list other relatives, roomers, boarders/lodgers or employees living in this unit.	[_____] Last Name [_____] First Name	[_____] Last Name [_____] First Name	[_____] Last Name [_____] First Name

EACH PERSON 19 YEARS OF AGE AND OLDER (OR UNDER 19, IF HEAD(S) OF HOUSEHOLD)

21. In the last 12 months, what was the total gross (annual) income of each household member from each of the following sources: (Report total before deductions for income tax, pensions, etc. Do not report take-home (or net) pay.)	<input type="radio"/> No income or Wages, salaries, and benefits \$ _____ UIC \$ _____ Social Assistance \$ _____ Traditional activities (e.g. sale of furs, hides; commercial fishing; sale of crafts, country food, guiding) \$ _____ Other Income (e.g. pensions, investments, honouraria) \$ _____ Total income \$ _____ <input type="radio"/> Refused, no answer Refused, but provided range (Circle one) A B C D E F <input type="radio"/> Don't know	<input type="radio"/> No income or Wages, salaries, and benefits \$ _____ UIC \$ _____ Social Assistance \$ _____ Traditional activities (e.g. sale of furs, hides; commercial fishing; sale of crafts, country food, guiding) \$ _____ Other Income (e.g. pensions, investments, honouraria) \$ _____ Total income \$ _____ <input type="radio"/> Refused, no answer Refused, but provided range (Circle one) A B C D E F <input type="radio"/> Don't know	<input type="radio"/> No income or Wages, salaries and benefits \$ _____ UIC \$ _____ Social Assistance \$ _____ Traditional activities (e.g. sale of furs, hides; commercial fishing; sale of crafts, country food, guiding) \$ _____ Other Income (e.g. pensions, investments, honouraria) \$ _____ Total income \$ _____ <input type="radio"/> Refused, no answer Refused, but provided range (Circle one) A B C D E F <input type="radio"/> Don't know
-----------------------------------------------------------------------------------------------------------------------------------------------------------------------------------------------------------------------------------------------	----------------------------------------------------------------------------------------------------------------------------------------------------------------------------------------------------------------------------------------------------------------------------------------------------------------------------------------------------------------------------------------------------------------------------------------------------------------------------------------------	----------------------------------------------------------------------------------------------------------------------------------------------------------------------------------------------------------------------------------------------------------------------------------------------------------------------------------------------------------------------------------------------------------------------------------------------------------------------------------------------	---------------------------------------------------------------------------------------------------------------------------------------------------------------------------------------------------------------------------------------------------------------------------------------------------------------------------------------------------------------------------------------------------------------------------------------------------------------------------------------------

THESE LAST QUESTIONS HAVE HELPED TO DETERMINE NEED, BUT THE NEXT FEW QUESTIONS ARE ABOUT YOUR HOUSING PREFERENCES OR CHOICES. EVERY COMMUNITY IN THE NWT IS ALLOCATED HOUSING ACCORDING TO NEED BASED ON NATIONAL STANDARDS. THESE NEXT QUESTIONS WILL GIVE US MORE INFORMATION WHICH WOULD REFLECT COMMUNITY PREFERENCES.

HEAD OF HOUSEHOLD OWNERS ONLY

22a. Would you be interested in a repair or renovation program?	<input type="radio"/> Yes <input type="radio"/> No		
22b. Do you feel that this unit needs to be replaced?	<input type="radio"/> Yes <input type="radio"/> No		
22c. Have you used any of the following housing programs? (Check all that apply)	<input type="radio"/> SSHAG <input type="radio"/> HAP <input type="radio"/> HIP <input type="radio"/> NTRPP <input type="radio"/> ERP <input type="radio"/> SCHRP		

HEAD OF HOUSEHOLD OWNERS ONLY, IF ANY PERSON IN THE HOUSEHOLD IS DISABLED

23. Would you be interested in a program to assist you in modifying your home to make it more accessible for the disabled member of your household? These modifications could include installing ramp or stairlift, installing grab bars in the bathroom, relocating a bedroom to the main floor, or modifying kitchen cupboards and counters.	<input type="radio"/> Yes <input type="radio"/> No		
-------------------------------------------------------------------------------------------------------------------------------------------------------------------------------------------------------------------------------------------------------------------------------------------------------------------------------------------------------	-------------------------------------------------------	--	--

THE NEXT QUESTIONS ARE ABOUT YOUR HOUSEHOLD. THE ANSWERS TO THESE QUESTIONS WILL BE USED TO RELATE HOW THE OTHER INFORMATION WE HAVE GATHERED DIFFERS FOR DIFFERENT HOUSEHOLDS. PLEASE REMEMBER THAT ALL YOUR ANSWERS WILL BE KEPT IN THE STRICTEST CONFIDENCE.

Person 4	Person 5	Person 6	Person 7
Nuclear group []	Nuclear group []	Nuclear group []	Nuclear group []
[_____] Last Name	[_____] Last Name	[_____] Last Name	[_____] Last Name
[_____] First Name	[_____] First Name	[_____] First Name	[_____] First Name

EACH PERSON 19 YEARS OF AGE AND OLDER (OR UNDER 19, IF HEAD(S) OF HOUSEHOLD)

<input type="radio"/> No income or Wages, salaries, and benefits \$ _____ UIC \$ _____ Social Assistance \$ _____ Traditional activities (e.g. sale of furs, hides; commercial fishing; sale of crafts, country food, guiding) \$ _____ Other Income (e.g. pensions, investments, honouraria) \$ _____ Total income \$ _____ <input type="radio"/> Refused, no answer Refused, but provided range (Circle one) A B C D E F <input type="radio"/> Don't know	<input type="radio"/> No income or Wages, salaries and benefits \$ _____ UIC \$ _____ Social Assistance \$ _____ Traditional activities (e.g. sale of furs, hides; commercial fishing; sale of crafts, country food, guiding) \$ _____ Other Income (e.g. pensions, investments, honouraria) \$ _____ Total income \$ _____ <input type="radio"/> Refused, no answer Refused, but provided range (Circle one) A B C D E F <input type="radio"/> Don't know	<input type="radio"/> No income or Wages, salaries and benefits \$ _____ UIC \$ _____ Social Assistance \$ _____ Traditional activities (e.g. sale of furs, hides; commercial fishing; sale of crafts, country food, guiding) \$ _____ Other Income (e.g. pensions, investments, honouraria) \$ _____ Total income \$ _____ <input type="radio"/> Refused, no answer Refused, but provided range (Circle one) A B C D E F <input type="radio"/> Don't know	<input type="radio"/> No income or Wages, salaries and benefits \$ _____ UIC \$ _____ Social Assistance \$ _____ Traditional activities (e.g. sale of furs, hides; commercial fishing; sale of crafts, country food, guiding) \$ _____ Other Income (e.g. pensions, investments, honouraria) \$ _____ Total income \$ _____ <input type="radio"/> Refused, no answer Refused, but provided range (Circle one) A B C D E F <input type="radio"/> Don't know
----------------------------------------------------------------------------------------------------------------------------------------------------------------------------------------------------------------------------------------------------------------------------------------------------------------------------------------------------------------------------------------------------------------------------------------------------------------------------------------------------------------	---------------------------------------------------------------------------------------------------------------------------------------------------------------------------------------------------------------------------------------------------------------------------------------------------------------------------------------------------------------------------------------------------------------------------------------------------------------------------------------------------------------	---------------------------------------------------------------------------------------------------------------------------------------------------------------------------------------------------------------------------------------------------------------------------------------------------------------------------------------------------------------------------------------------------------------------------------------------------------------------------------------------------------------	---------------------------------------------------------------------------------------------------------------------------------------------------------------------------------------------------------------------------------------------------------------------------------------------------------------------------------------------------------------------------------------------------------------------------------------------------------------------------------------------------------------

THESE LAST QUESTIONS HAVE HELPED TO DETERMINE NEED, BUT THE NEXT FEW QUESTIONS ARE ABOUT YOUR HOUSING PREFERENCES OR CHOICES. EVERY COMMUNITY IN THE NWT IS ALLOCATED HOUSING ACCORDING TO NEED BASED ON NATIONAL STANDARDS. THESE NEXT QUESTIONS WILL GIVE US MORE INFORMATION WHICH WOULD REFLECT COMMUNITY PREFERENCES.

--	--	--	--

--	--	--	--

THE NEXT QUESTIONS ARE ABOUT YOUR HOUSEHOLD. THE ANSWERS TO THESE QUESTIONS WILL BE USED TO RELATE HOW THE OTHER INFORMATION WE HAVE GATHERED DIFFERS FOR DIFFERENT HOUSEHOLDS.
PLEASE REMEMBER THAT ALL YOUR ANSWERS WILL BE KEPT IN THE STRICTEST CONFIDENCE.

	Person 1 (Head of household)	Person 2	Person 3
See Interviewer's Manual	Nuclear group []	Nuclear group []	Nuclear group []
13. List the names of all persons usually living here as of today, who have no usual place of residence elsewhere, and any persons away attending school out-of-town, travelling or in hospital. Also list other relatives, roomers, boarders/lodgers or employees living in this unit.	[_____] Last Name [_____] First Name	[_____] Last Name [_____] First Name	[_____] Last Name [_____] First Name

EACH PERSON 19 YEARS OF AGE AND OLDER IN HOUSEHOLDS WITH MORE THAN ONE NUCLEAR GROUP

24. Which of the following would you prefer? (Check only one)	<input type="radio"/> to keep this entire household together, in a housing unit large enough to meet everyone's needs <input type="radio"/> to have your own place, with your spouse and children (if any) <input type="radio"/> to share a unit with others, other than family members, as in the case of sharing common space such as kitchen and living room, but having the appropriate number of bedrooms	<input type="radio"/> to keep this entire household together, in a housing unit large enough to meet everyone's needs <input type="radio"/> to have your own place, with your spouse and children (if any) <input type="radio"/> to share a unit with others, other than family members, as in the case of sharing common space such as kitchen and living room, but having the appropriate number of bedrooms	<input type="radio"/> to keep this entire household together, in a housing unit large enough to meet everyone's needs <input type="radio"/> to have your own place, with your spouse and children (if any) <input type="radio"/> to share a unit with others, other than family members, as in the case of sharing common space such as kitchen and living room, but having the appropriate number of bedrooms
----------------------------------------------------------------------	------------------------------------------------------------------------------------------------------------------------------------------------------------------------------------------------------------------------------------------------------------------------------------------------------------------------------------------------------------------------------------------------------------------------------	------------------------------------------------------------------------------------------------------------------------------------------------------------------------------------------------------------------------------------------------------------------------------------------------------------------------------------------------------------------------------------------------------------------------------	------------------------------------------------------------------------------------------------------------------------------------------------------------------------------------------------------------------------------------------------------------------------------------------------------------------------------------------------------------------------------------------------------------------------------

EACH PERSON 19 YEARS OF AGE AND OLDER (OR UNDER 19, IF HEAD(S) OF HOUSEHOLD)

25a. What type of housing would you be most interested in?	<input type="radio"/> Homeownership ---> go to Question 25b <input type="radio"/> Rental ---> go to Question 25c	<input type="radio"/> Homeownership ---> go to Question 25b <input type="radio"/> Rental ---> go to Question 25c	<input type="radio"/> Homeownership ---> go to Question 25b <input type="radio"/> Rental ---> go to Question 25c
25b. Which homeownership option would you prefer?	<input type="radio"/> Buy ---> go to Question 26 <input type="radio"/> Build ---> go to Question 26	<input type="radio"/> Buy ---> go to Question 26 <input type="radio"/> Build ---> go to Question 26	<input type="radio"/> Buy ---> go to Question 26 <input type="radio"/> Build ---> go to Question 26
25c. Which rental option would you prefer?	<input type="radio"/> Public housing <input type="radio"/> Private rental <input type="radio"/> Staff housing	<input type="radio"/> Public housing <input type="radio"/> Private rental <input type="radio"/> Staff housing	<input type="radio"/> Public housing <input type="radio"/> Private rental <input type="radio"/> Staff housing
26. What type of building would you prefer to live in?	<input type="radio"/> detached house <input type="radio"/> semi-detached, duplex, multiplex <input type="radio"/> apartment <input type="radio"/> mobile home <input type="radio"/> other (specify) [_____]	<input type="radio"/> detached house <input type="radio"/> semi-detached, duplex, multiplex <input type="radio"/> apartment <input type="radio"/> mobile home <input type="radio"/> other (specify) [_____]	<input type="radio"/> detached house <input type="radio"/> semi-detached, duplex, multiplex <input type="radio"/> apartment <input type="radio"/> mobile home <input type="radio"/> other (specify) [_____]
27a. Do you want to move to another community in the NWT?	<input type="radio"/> Yes ---> go to Questions 27b and c <input type="radio"/> No ---> go to Question 28 (if applicable)	<input type="radio"/> Yes ---> go to Questions 27b and c <input type="radio"/> No ---> go to Question 28 (if applicable)	<input type="radio"/> Yes ---> go to Questions 27b and c <input type="radio"/> No ---> go to Question 28 (if applicable)
27b. Which community do you want to move to?	[_____]	[_____]	[_____]
27c. Why do you want to move to this community?	[_____]	[_____]	[_____]

EACH PERSON 50 YEARS OF AGE AND OLDER

28. Are you retired?	<input type="radio"/> Yes ---> go to Question 29 <input type="radio"/> No ---> go to Question 30a	<input type="radio"/> Yes ---> go to Question 29 <input type="radio"/> No ---> go to Question 30a	<input type="radio"/> Yes ---> go to Question 29 <input type="radio"/> No ---> go to Question 30a
29. Would you consider living in a seniors' housing project in this community?	<input type="radio"/> Yes <input type="radio"/> No End	<input type="radio"/> Yes <input type="radio"/> No End	<input type="radio"/> Yes <input type="radio"/> No End
30a. Do you plan to leave this community when you retire?	<input type="radio"/> Yes ---> go to Question 30b <input type="radio"/> No	<input type="radio"/> Yes ---> go to Question 30b <input type="radio"/> No	<input type="radio"/> Yes ---> go to Question 30b <input type="radio"/> No
30b. Would you consider staying in this community in a seniors' housing project?	<input type="radio"/> Yes <input type="radio"/> No End	<input type="radio"/> Yes <input type="radio"/> No End	<input type="radio"/> Yes <input type="radio"/> No End

THE NEXT QUESTIONS ARE ABOUT YOUR HOUSEHOLD. THE ANSWERS TO THESE QUESTIONS WILL BE USED TO RELATE HOW THE OTHER INFORMATION WE HAVE GATHERED DIFFERS FOR DIFFERENT HOUSEHOLDS. PLEASE REMEMBER THAT ALL YOUR ANSWERS WILL BE KEPT IN THE STRICTEST CONFIDENCE.

Person 4	Person 5	Person 6	Person 7
Nuclear group []	Nuclear group []	Nuclear group []	Nuclear group []
[_____] Last Name	[_____] Last Name	[_____] Last Name	[_____] Last Name
[_____] First Name	[_____] First Name	[_____] First Name	[_____] First Name

EACH PERSON 19 YEARS OF AGE AND OLDER IN HOUSEHOLDS WITH MORE THAN ONE NUCLEAR GROUP

<input type="radio"/> to keep this entire household together, in a housing unit large enough to meet everyone's needs <input type="radio"/> to have your own place, with your spouse and children (if any) <input type="radio"/> to share a unit with others, other than family members, as in the case of sharing common space such as kitchen and living room, but having the appropriate number of bedrooms	<input type="radio"/> to keep this entire household together, in a housing unit large enough to meet everyone's needs <input type="radio"/> to have your own place, with your spouse and children (if any) <input type="radio"/> to share a unit with others, other than family members, as in the case of sharing common space such as kitchen and living room, but having the appropriate number of bedrooms	<input type="radio"/> to keep this entire household together, in a housing unit large enough to meet everyone's needs <input type="radio"/> to have your own place, with your spouse and children (if any) <input type="radio"/> to share a unit with others, other than family members, as in the case of sharing common space such as kitchen and living room, but having the appropriate number of bedrooms	<input type="radio"/> to keep this entire household together, in a housing unit large enough to meet everyone's needs <input type="radio"/> to have your own place, with your spouse and children (if any) <input type="radio"/> to share a unit with others, other than family members, as in the case of sharing common space such as kitchen and living room, but having the appropriate number of bedrooms
------------------------------------------------------------------------------------------------------------------------------------------------------------------------------------------------------------------------------------------------------------------------------------------------------------------------------------------------------------------------------------------------------------------------------	------------------------------------------------------------------------------------------------------------------------------------------------------------------------------------------------------------------------------------------------------------------------------------------------------------------------------------------------------------------------------------------------------------------------------	------------------------------------------------------------------------------------------------------------------------------------------------------------------------------------------------------------------------------------------------------------------------------------------------------------------------------------------------------------------------------------------------------------------------------	------------------------------------------------------------------------------------------------------------------------------------------------------------------------------------------------------------------------------------------------------------------------------------------------------------------------------------------------------------------------------------------------------------------------------

EACH PERSON 19 YEARS OF AGE AND OLDER (OR UNDER 19, IF HEAD(S) OF HOUSEHOLD)

<input type="radio"/> Homeownership ---> go to Question 25b <input type="radio"/> Rental ---> go to Question 25c <input type="radio"/> Buy---> go to Question 26 <input type="radio"/> Build ---> go to Question 26 <input type="radio"/> Public housing <input type="radio"/> Private rental <input type="radio"/> Staff housing	<input type="radio"/> Homeownership ---> go to Question 25b <input type="radio"/> Rental ---> go to Question 25c <input type="radio"/> Buy---> go to Question 26 <input type="radio"/> Build ---> go to Question 26 <input type="radio"/> Public housing <input type="radio"/> Private rental <input type="radio"/> Staff housing	<input type="radio"/> Homeownership ---> go to Question 25b <input type="radio"/> Rental ---> go to Question 25c <input type="radio"/> Buy---> go to Question 26 <input type="radio"/> Build ---> go to Question 26 <input type="radio"/> Public housing <input type="radio"/> Private rental <input type="radio"/> Staff housing	<input type="radio"/> Homeownership ---> go to Question 25b <input type="radio"/> Rental ---> go to Question 25c <input type="radio"/> Buy ---> go to Question 26 <input type="radio"/> Build ---> go to Question 26 <input type="radio"/> Public housing <input type="radio"/> Private rental <input type="radio"/> Staff housing
<input type="radio"/> detached house <input type="radio"/> semi-detached, duplex, multiplex <input type="radio"/> apartment <input type="radio"/> mobile home <input type="radio"/> other (specify) [_____]	<input type="radio"/> detached house <input type="radio"/> semi-detached, duplex, multiplex <input type="radio"/> apartment <input type="radio"/> mobile home <input type="radio"/> other (specify) [_____]	<input type="radio"/> detached house <input type="radio"/> semi-detached, duplex, multiplex <input type="radio"/> apartment <input type="radio"/> mobile home <input type="radio"/> other (specify) [_____]	<input type="radio"/> detached house <input type="radio"/> semi-detached, duplex, multiplex <input type="radio"/> apartment <input type="radio"/> mobile home <input type="radio"/> other (specify) [_____]
<input type="radio"/> Yes ---> go to Questions 27b and c <input type="radio"/> No ---> go to Question 28 (if applicable) [_____] [_____]	<input type="radio"/> Yes ---> go to Questions 27b and c <input type="radio"/> No ---> go to Question 28 (if applicable) [_____] [_____]	<input type="radio"/> Yes ---> go to Questions 27b and c <input type="radio"/> No ---> go to Question 28 (if applicable) [_____] [_____]	<input type="radio"/> Yes ---> go to Questions 27b and c <input type="radio"/> No ---> go to Question 28 (if applicable) [_____] [_____]

EACH PERSON 50 YEARS OF AGE AND OLDER

<input type="radio"/> Yes ---> go to Question 29 <input type="radio"/> No ---> go to Question 30a	<input type="radio"/> Yes ---> go to Question 29 <input type="radio"/> No ---> go to Question 30a	<input type="radio"/> Yes ---> go to Question 29 <input type="radio"/> No ---> go to Question 30a	<input type="radio"/> Yes ---> go to Question 29 <input type="radio"/> No ---> go to Question 30a
<input type="radio"/> Yes <input type="radio"/> No End	<input type="radio"/> Yes <input type="radio"/> No End	<input type="radio"/> Yes <input type="radio"/> No End	<input type="radio"/> Yes <input type="radio"/> No End
<input type="radio"/> Yes ---> go to Question 30b <input type="radio"/> No <input type="radio"/> Yes <input type="radio"/> No End	<input type="radio"/> Yes ---> go to Question 30b <input type="radio"/> No <input type="radio"/> Yes <input type="radio"/> No End	<input type="radio"/> Yes ---> go to Question 30b <input type="radio"/> No <input type="radio"/> Yes <input type="radio"/> No End	<input type="radio"/> Yes ---> go to Question 30b <input type="radio"/> No <input type="radio"/> Yes <input type="radio"/> No End

**THANK YOU VERY MUCH FOR YOUR HELP AND TIME WITH THIS INTERVIEW.
IN THE EVENT THAT THERE IS A NEED TO CHECK ANY OF YOUR ANSWERS, WE MAY NEED TO TELEPHONE
YOU.
WHAT IS YOUR TELEPHONE NUMBER? _____**

**WE WILL BE FINISHED IN THE COMMUNITY BY _____ . THE INFORMATION WILL GO TO
YELLOWKNIFE FOR PROCESSING AND WE WILL ADVISE THE COMMUNITY OF THE RESULTS LATER THIS
YEAR.**

(Present letter)

REFERENCES: If the data on this form was obtained from a source or sources outside the household,
identify the source(s) below.
This would include information on the condition and services of vacant units.

1.	3.
2.	4.

COMMENTS: Include any excess or relevant data.

Checked	
Initials	
Date	

FOR DISTRICT OFFICE USE ONLY

1. Territorial electoral districts in Yellowknife:

- YK North
 YK Centre
 YK Frame Lake
 YK South

2. Public housing inventory condition rating (%) (from Maintenance system)

[]

Checked	
Initials	
Date	

FOR HEADQUARTERS OFFICE USE ONLY

	Number of bedrooms required	Affordability	Suitability	Adequacy	Core need	Above/below CNIT
Household						
Nuclear group 1						
Nuclear group 2						
Nuclear group 3						
Nuclear group 4						
Nuclear group 5						
Nuclear group 6						
Nuclear group 7						
Nuclear group 8						

Checked	
Initials	
Date	

