

IN THE FEDERAL COURT OF CANADA
TRIAL DIVISION

IN THE MATTER OF AN ACTION PURSUANT TO SECTION 17 OF
THE FEDERAL COURT ACT, R.S.C. 1985, c. F-7 (as amended)

BETWEEN:

THE GOVERNMENT OF THE NORTHWEST TERRITORIES
THE MINISTER OF HEALTH OF THE NORTHWEST TERRITORIES,
THE COMMISSIONER OF THE NORTHWEST TERRITORIES

Plaintiffs

- and -

HER MAJESTY THE QUEEN,
THE MINISTER OF INDIAN AFFAIRS AND NORTHERN DEVELOPMENT,
and THE MINISTER OF NATIONAL HEALTH AND WELFARE

Defendants

STATEMENT OF CLAIM

Filed on the 4th day of November 1992.

I. THE PARTIES

1. The Plaintiff, Government of the Northwest Territories ("GNWT"), is the duly constituted government elected by the citizens of Canada resident in the Northwest Territories. The Plaintiff GNWT concluded certain agreements with the Government of Canada (Her Majesty the Queen in Right of Canada) which concerned the delivery, administration and funding of hospital services in the Northwest Territories. These agreements which are described below in Part III provide, *inter alia*, "that Canada will assume the total cost" of hospital services provided to status Indians and Inuit.

2. The Plaintiff, Minister of Health of the Northwest Territories, holds office by appointment made pursuant to the Legislative Assembly and Executive Council Act,

R.S.N.W.T. 1988, c. L-5 (as amended). He is a signatory on behalf of the GNWT to the agreements described below in Part III.

3. The Plaintiff, Commissioner of the Northwest Territories, is the Chief Executive Officer for the Northwest Territories. He is a signatory on behalf of the GNWT to the agreements described below in Part III pursuant to the terms of section 19 of the Northwest Territories Act, R.S.C. 1985, c. N-27 (as amended).

4. The Defendant Ministers of National Health and Welfare and of Indian Affairs and Northern Development are signatories on behalf of the Government of Canada to the agreements made between Canada and the Northwest Territories for the provision of hospital services in the Northwest Territories that are described below in Part III.

II. HISTORY OF HOSPITAL CARE IN THE NORTHWEST TERRITORIES

5. After 1960, there were two delivery systems for providing hospital services to NWT residents. One delivery system was operated by the GNWT and one was operated by Health and Welfare Canada ("HWC"). Both were funded, directly or indirectly, by the Government of Canada. There were no formal geographic or functional distinctions between these two delivery systems, but, generally, the GNWT delivered hospital services for Métis and non-native users and HWC delivered hospital services to status Indians and Inuit.

6. For reasons of administrative efficiency, the GNWT began in 1982 to take over the administration of certain HWC delivery systems. This assumption of administration took another step in 1988 with the Health Transfer Agreement discussed below in Part III. At no time either during or after the period of administrative transfer was any agreement reached or decision taken to alter the legal responsibility for funding hospital services. In particular, funding for status Indians and Inuit was throughout and remains the responsibility of the Government of Canada.

7. Both GNWT and federal officials from the Department of Indian Affairs and Northern Development ("DIAND") and from HWC declined to transfer legal responsibility for the funding of hospital services for status Indians and Inuit at the time of the administrative transfers. Indeed, it was always the understanding of the GNWT that any such transfer of funding responsibility would require the consultation and agreement of the affected native organizations.

III. THE AGREEMENTS

8. On or about October 28, 1986, representatives of the Government of Canada and the GNWT signed an agreement which provided for financial contributions to be paid to the GNWT by the Government of Canada for the purpose of funding the "total cost" of hospital care for status Indians and Inuit (the "1986 Contribution Agreement").
9. Paragraph 12 of the 1986 Contribution Agreement provides that contributions shall be made on the basis of estimated billing of the total value of services rendered, and that such contributions are to be adjusted "once the amount actually and properly payable under the agreement becomes known".
10. On or about March 21, 1988, an agreement was signed between representatives of the Government of Canada and representatives of the GNWT which provided for the transfer from Canada to the GNWT of the responsibility to deliver certain hospital and health care services in the Northwest Territories (the "1988 Health Transfer Agreement").
11. On or about August 23, 1989, representatives of the Government of Canada and the GNWT signed an agreement which provided for financial contributions to be paid to the GNWT by the Government of Canada for the purpose of funding the "total cost" of hospital care for status Indians and Inuit (the "1989 Contribution Agreement").
12. Paragraph 11 of the 1989 Contribution Agreement states that "The territory shall provide Canada no later than sixty days following each fiscal year with a detailed accounting based on actuals for that particular fiscal year."

IV. THE DEBT INCURRED BY THE DEFENDANTS

13. By the operation of the 1986 Contribution Agreement and the 1989 Contribution Agreement, the Defendants have obligated themselves to contribute to the GNWT the sum "so calculated that Canada will assume the total cost of hospital care provided to status Indians and Inuit". This legal obligation was not altered by the 1988 Health Transfer Agreement, although the method of calculating the reciprocal billing amounts was affected slightly. Since the signing of the 1988 Health Transfer Agreement, Canada has received credit in the billing calculations for an amount transferred into the Gross Expenditure Base (GEB) of the GNWT pursuant to Section 4 of the 1988 Health Transfer Agreement.

14. The application of what is known as the "P/L escalator" to the amounts transferred into the GEB of the GNWT has been the subject of negotiations between the Government of Canada and the GNWT. This term is referred to in the 1988 Health Transfer Agreement. The Plaintiffs acknowledge that if the Defendants' position on the applicability of the P/L escalator were to be accepted, the amounts owing to the Plaintiffs would be reduced by a determinable amount.

15. The Defendants are obligated to pay the "total cost" of hospital services for status Indians and Inuit on the basis of actual costs incurred. This principle is clearly spelled out by paragraph 12 of the 1986 Contribution Agreement and by paragraph 11 of the 1989 Contribution Agreement.

16. The Government of Canada, and in particular the Defendant Minister of Indian Affairs and Northern Development, has repeatedly and explicitly acknowledged the basic responsibility for funding the costs for hospital services for status Indians and Inuit in the Northwest Territories.

17. Indeed, the Defendants have paid or transferred to the GNWT significant sums for fiscal years 1986/87 to 1991/92 pursuant to the terms of the agreements mentioned above in Part III. However, the Defendants have not paid or transferred sufficient sums to meet their obligations as defined by these agreements.

18. The Plaintiffs have submitted their accounts to the Defendants (or their agents) at regular intervals as called for by the above-mentioned agreements. The Plaintiffs have complied with these agreements in all other ways.

19. Until recently, however, it was not feasible for the GNWT to accurately determine the actual costs of usage of hospital facilities by status Indian and Inuit. Accordingly, the bills presented for the period from 1986/87 to 1991/92 were based on estimates of usage of territorial hospital services by status Indians and Inuits based upon a percentage of the population for the service area of each facility.

20. Officials of the GNWT have now produced revised billings based on actual costs of hospital services as called for by the agreements. These revised billings were forwarded to the Defendant Minister of Indian Affairs and Northern Development. Payment of these sums has not been received.

21. At all relevant times, the Plaintiffs have itemized and justified each of the costs incurred in the delivery of hospital services to status Indians and Inuit. The costs

incurred and the billings charged to the Defendants are set out for each fiscal year and attached as Schedule "A" to this Statement of Claim.

22. The Defendants have failed to make the required contributions to the Northwest Territories, and in so doing are in breach of the agreements mentioned above in Part III.

23. As a result of the Defendants' failure to contribute the amounts called for by these agreements, the Plaintiffs have incurred substantial hardship in continuing to provide hospital services to status Indians and Inuit, which they continue to provide notwithstanding the Defendants' breach.

V. RELIEF SOUGHT

24. Accordingly, the Plaintiffs claim as follows:

- a) the sum of seventy-nine million, twenty-two thousand, one hundred and thirty six dollars (\$79,022,136) as per the statements of accounts attached as Schedule "A";
- b) pre-judgment and post-judgment interest at a rate to be fixed by this Honourable Court in accordance with sections 36 and 37 of the Federal Court Act; and
- c) costs of this action on a solicitor and client basis including any goods and services taxes which may be payable; and
- d) such further and other relief as this Honourable Court deems just.

The Plaintiffs propose that this action be tried at Ottawa.

Dated at Ottawa, this 4th day of November, 1992.

for Rowell / McCarthy / Tetlow
Geoffrey M. Bickert
Deputy Attorney General of the
Northwest Territories

per:
C.J. Michael Flavell
Colin S. Baxter
McCARTHY TÉTRAULT
Barristers and Solicitors
1000-275 Sparks Street
Ottawa, Ontario
K1R 7X9

TO: The Registrar
Federal Court of Canada

AND TO: Mr. John C. Tait
Deputy Attorney General of Canada
Department of Justice
239 Wellington Street
Ottawa, Ontario

Schedule "A"

Revised billings from GNWT to DIAND for Hospital Services provided to Status Indians and Inuit. These billings are based on audited statements with actual usage percentages.

These revised bills show amounts owing for the fiscal years 1986/87 to 1991/92 as follows:

1986/87	232,628
1987/88	4,017,915
1988/89	3,590,978
1989/90	18,685,042
1990/91	28,274,812
1991/92	<u>24,220,761</u>
TOTAL OWING	79,022,136

BOARD	TOTAL	TRANSFERS	REVISED TOTAL	INDIAN & INUIT	% OF TOTAL	OTHER	% OF TOTAL
STANTON	11,125,242		11,125,242	7,264,783	65.3%	3,860,459	34.7%
HAY RIVER	4,078,583		4,078,583	1,260,282	30.9%	2,818,301	69.1%
FORT SMITH	2,195,204		2,195,204	735,393	33.5%	1,459,811	66.5%
DETOX CENTRE, Y.K.	289,303		289,303	171,267	59.2%	118,036	40.8%
INUVIK	2,200,000		2,200,000	1,680,800	76.4%	519,200	23.6%
BAFFIN	6,810,540	6,869,000 (1)	0	0	93.4%	0	6.6%
TOTAL INSIDE N.W.T.	26,698,872	6,869,000	19,888,332	11,112,526	55.87%	8,775,806	44.13%
OUT OF TERRITORIES BILLINGS			16,175,107	9,949,849	61.51%	6,225,258	38.49%
LESS 1985/86 ACCRUED EXPENDITURES (PROCESSED IN 1986/87 AND CLAIMED IN 1985/86)			(3,469,118)	(2,228,056)		(1,241,062)	
EXPENDITURES SUBTOTAL			12,705,989	7,721,793		4,984,196	
ADD 1986/87 ACCRUAL			2,668,663	1,696,553		972,110	
LESS RECIPROCAL BILLING			15,374,652	9,418,346	61.26%	5,956,306	38.74%
			(460,748)	0		(460,748)	
			14,913,904	9,418,346		5,495,558	
NET HOSPITAL SERVICES COST			34,802,236	20,530,872	58.99%	14,271,364	41.01%
CALCULATION OF GRANT							
E.P.F. FUNDING			9,429,000	5,562,447			
TOTAL PAYMENTS FOR INDIAN AND INUIT				14,968,425			
LESS: 5% FOR NON INDIGENT				748,421			
TOTAL REVISED BILLING				14,220,004			

(1) SEE DERIVATION SCHEDULE

SPECIAL GRANT FOR HOSPITAL SERVICES
 RENDERED TO INDIANS AND INUIT
 BY THE NORTHWEST TERRITORIES

1986/87 FINAL CLAIM

	Indian & Inuit	Metis & Non-Native	Total
	\$ _____	\$ _____	\$ _____
Expenditures	20,530,872	14,271,364	34,802,236
% of Total	58.99%	41.01%	100.00%

CALCULATION OF CLAIM

Total Expenditures made for Indians and Inuit	20,530,872
Less:	
Portion of National Health and Welfare E.P.F. Payment Applicable to Indians & Inuit	5,562,447
Sub Total	14,968,425
Less 5% for Non-Indigent	748,421
Sub Total	14,220,004
Less Payments To Date	<u>13,987,376</u>
 AMOUNT OF REVISED CLAIM	 <u>232,628</u> =====



 Deputy Minister of Health
 Government of the Northwest Territories

DEPARTMENT OF HEALTH
DIAND-HOSPITAL CLAIM
1987/88 - FINAL

BASED ON AUDITED STATEMENTS
WITH ACTUAL USAGE PERCENTAGES

BOARD	TOTAL	TRANSFERS	REVISED TOTAL	INDIAN & INUIT	% OF TOTAL	OTHER	% OF TOTAL
STANTON	12,203,634		12,203,634	7,602,864	62.3%	4,600,770	37.7%
HAY RIVER	4,429,904		4,429,904	1,408,709	31.8%	3,021,195	68.2%
FORT SMITH	2,489,438		2,489,438	707,000	28.4%	1,782,438	71.6%
DETOX CENTRE, Y.K.	313,209		313,209	183,854	58.7%	129,355	41.3%
INUUVIK	2,255,000		2,255,000	1,725,075	76.5%	529,925	23.5%
BAFFIN	13,641,411	9,157,000 (1)	4,484,411	4,170,502	93.0%	313,909	7.0%
TOTAL INSIDE N.W.T.	35,332,596	9,157,000	26,175,596	15,798,005	60.35%	10,377,591	39.65%
OUT OF TERRITORIES BILLINGS			14,688,386	8,933,812	60.82%	5,754,574	39.18%
LESS 1986/87 ACCRUED EXPENDITURES (PROCESSED IN 1987/88 AND CLAIMED IN 1986/87)			(2,668,663)	(1,696,553)		(972,110)	
EXPENDITURES SUBTOTAL			12,019,723	7,237,259		4,782,464	
ADD 1987/88 ACCRUAL			4,105,140	2,789,901		1,315,239	
LESS RECIPROCAL BILLING			16,124,863 (507,000)	10,027,160 0	62.18%	6,097,703 (507,000)	37.82%
			15,617,863	10,027,160		5,590,703	
NET HOSPITAL SERVICES COST			41,793,459	25,825,165	61.79%	15,968,294	38.21%
CALCULATION OF GRANT							
E.P.F. FUNDING			9,179,000	5,671,921			
TOTAL PAYMENTS FOR INDIAN AND INUIT				20,153,244			
LESS: 5% FOR NON INDIGENT				1,007,662			
TOTAL REVISED BILLING				19,145,582			

(1) SEE DERIVATION SCHEDULE

SPECIAL GRANT FOR HOSPITAL SERVICES
 RENDERED TO INDIANS AND INUIT
 BY THE NORTHWEST TERRITORIES

1987/88 FINAL CLAIM

	Indian & Inuit	Metis & Non-Native	Total
	\$ _____	\$ _____	\$ _____
Expenditures	25,825,165	15,968,294	41,793,459
% of Total	61.79%	38.21%	100.00%

CALCULATION OF CLAIM

Total Expenditures made for Indians and Inuit	25,825,165
Less:	
Portion of National Health and Welfare E.P.F. Payment Applicable to Indians & Inuit	5,671,921
Sub Total	20,153,244
Less 5% for Non-Indigent	<u>1,007,662</u>
Sub Total	19,145,582
Less Payments To Date	<u>15,127,667</u>
 AMOUNT OF REVISED CLAIM	 <u><u>4,017,915</u></u>



 Deputy Minister of Health
 Government of the Northwest Territories

DEPARTMENT OF HEALTH
DIAND-HOSPITAL CLAIM
1988/89 - FINAL

BASED ON AUDITED STATEMENTS
WITH ACTUAL USAGE PERCENTAGES

BOARD	BOARD EXPS.	SERVICE DEPT.	TOTAL	TRANSFERS	REVISED TOTAL	INDIAN & INUIT	% OF TOTAL	OTHER	% OF TOTAL
STANTON			15,021,915		15,021,915	8,938,039	59.5%	6,083,876	40.5%
HAY RIVER			4,878,030		4,878,030	2,019,504	41.4%	2,858,526	58.6%
FORT SMITH			3,133,633		3,133,633	899,353	28.7%	2,234,280	71.3%
DETOX CENTRE, Y.K.			356,835		356,835	232,656	65.2%	124,179	34.8%
KEEWATIN	5,357,615	542,102	5,899,717	5,106,256 (2)	793,461	717,209	90.4%	76,252	9.6%
KITIKMEOT	3,473,965	380,826	3,854,791	3,336,355 (2)	518,436	478,931	92.4%	39,505	7.6%
MACKENZIE	6,410,166	630,085	7,040,251	6,093,398 (2)	946,853	560,253	59.2%	386,600	40.8%
INUVIK	12,236,827	1,219,515	13,456,342	11,646,581 (2)	1,809,761	1,368,180	75.6%	441,582	24.4%
BAPFIN		0	16,461,450	9,157,000 (1)	7,304,450	6,720,094	92.0%	584,356	8.0%
TOTAL INSIDE N.W.T.		2,772,528	70,102,964	35,339,590	34,763,374	21,934,220	63.10%	12,829,154	36.90%
OUT OF TERRITORIES BILLINGS					16,352,021	10,223,307	62.52%	6,128,714	37.48%
LESS 1987/88 ACCRUED EXPENDITURES (PROCESSED IN 1988/89 AND CLAIMED IN 1987/88)					(4,105,140)	(2,789,902)		(1,315,238)	
EXPENDITURES SUBTOTAL					12,246,881	7,433,405		4,813,476	
ADD 1988/89 ACCRUAL					5,615,203	3,876,720		1,738,483	
LESS RECIPROCAL BILLING					17,862,084	11,310,125	63.32%	6,551,959	36.68%
					(440,492)	0		(440,492)	
					17,421,592	11,310,125		6,111,467	
NET HOSPITAL SERVICES COST					52,184,966	33,244,345	63.70%	18,940,621	36.30%
CALCULATION OF GRANT									
B.P.F. FUNDING					10,013,000	6,378,765			
TOTAL PAYMENTS FOR INDIAN AND INUIT						26,865,580			
LESS: 5% FOR INDIGENT						1,343,279			
TOTAL REVISED BILLING						25,522,301			

(1) See derivation schedule.

(2) Prorated based on percentages of expenditures per region.

SPECIAL GRANT FOR HOSPITAL SERVICES
 RENDERED TO INDIANS AND INUIT
 BY THE NORTHWEST TERRITORIES

1988/89 FINAL CLAIM

	Indian & Inuit	Metis & Non-Native	Total
	\$ _____	\$ _____	\$ _____
Expenditures	33,244,345	18,940,621	52,184,966
% of Total	63.70%	36.30%	100.00%

CALCULATION OF CLAIM

Total Expenditures made for Indians and Inuit	33,244,345
Less:	
Portion of National Health and Welfare E.P.F. Payment Applicable to Indians & Inuit	<u>6,378,765</u>
Sub Total	26,865,580
Less 5% for Non-Indigent	<u>1,343,279</u>
Sub Total	25,522,301
Less Payments To Date	<u>21,931,323</u>
 AMOUNT OF REVISED CLAIM	 <u><u>3,590,978</u></u>



Deputy Minister of Health
 Government of the Northwest Territories

BOARD	BOARD EXPEND.	SERVICE DEPT. EXP.	TOTAL	TRANSFERS	REVISED TOTAL	INDIAN & INUIT	% OF TOTAL	OTHER	% OF TOTAL
STANTON			18,239,869		18,239,869	9,758,330	53.5%	8,481,539	46.5%
HAY RIVER			5,038,672		5,038,672	1,818,961	36.1%	3,219,711	63.9%
FORT SMITH			3,226,079		3,226,079	858,137	26.6%	2,367,942	73.4%
DETOX CENTRE, Y.K.			357,977		357,977	211,206	59.0%	146,771	41.0%
KKEWATIN	7,774,109	806,050	8,580,159	5,992,653 (1)	2,587,506	2,366,791	91.5%	220,714	8.5%
KITIKHEOT	4,710,862	430,990	5,141,852	3,591,231 (1)	1,550,621	1,435,875	92.6%	114,746	7.4%
MACKENZIE	7,458,520	776,440	8,234,960	5,751,555 (1)	2,483,405	1,561,565	62.9%	921,840	37.1%
INUVIK	14,254,208	1,276,520	15,530,728	10,847,150 (1)	4,683,578	3,119,263	66.6%	1,564,315	33.4%
BAPFIN	18,815,098		17,629,685	9,157,000 (2)	8,472,685	7,879,597	93.0%	593,088	7.0%
TOTAL INSIDE N.W.T.		3,290,000	81,979,981	35,339,590 (2)	46,640,391	29,009,725	62.20%	17,630,666	37.80%
OUT OF TERRITORIES BILLINGS FINAL					17,889,835	11,213,279	62.68%	6,676,556	37.32%
LESS RECIPROCAL BILLING (3)					(840,560)	0		(840,560)	
TOTAL RECIPROCAL BILLING					17,049,275	11,213,279		5,835,996	
TOTAL HOSPITAL COSTS					63,689,666	40,223,004	63.15%	23,466,662	36.85%
CALCULATION OF GRANT									
LESS: E.P.F. FUNDING					9,565,000	6,040,745			
TOTAL PAYMENTS FOR INDIAN AND INUIT						34,182,259			
LESS: 5% FOR INDIGENT						1,709,113			
TOTAL TO YEAR END						32,473,146			

- (1) PRORATED BASED ON PERCENTAGES OF EXPENDITURES PER REGION
(2) SEE TRANSFER DOLLARS SCHEDULE
(3) AS PER F.I.S. AT MARCH 31, 1990 1ST RUN.


**SPECIAL GRANT FOR HOSPITAL SERVICES
RENDERED TO INDIANS AND INUIT
BY THE NORTHWEST TERRITORIES**

1989/90 FINAL CLAIM

	Indian & Inuit	Metis & Non-Native	Total
	\$ _____	\$ _____	\$ _____
Expenditures	40,223,004	23,466,662	63,689,666
% of Total	63.15%	36.85%	100.00%

CALCULATION OF CLAIM

Total Expenditures made for Indians and Inuit	40,223,004
Less:	
Portion of National Health and Welfare E.P.F. Payment Applicable to Indians & Inuit	6,040,700
Sub Total	34,182,294
Less 5% for Non-Indigent	1,709,100
Sub Total	32,473,194
Less Payments To Date	13,788,100
AMOUNT OF REVISED CLAIM	<u><u>18,685,094</u></u>


 Deputy Minister of Health
 Government of the Northwest Territories

⊗

DEPARTMENT OF HEALTH
DIAND-HOSPITAL CLAIM
1990/91 YEAR END FINAL

BASED ON AUDITED STATEMENTS
WITH ACTUAL USAGE PERCENTAGES

BOARD	DUNAV EXPEND.	SERVICE DEPT. EXP.	TOTAL	TRANSFERS	REVISED TOTAL	INDIAN & INUIT	% OF TOTAL	OTHER	% OF TOTAL
STANTON			20,383,865 (1)		20,383,865	11,578,035	56.8%	8,805,830	43.2%
HAY RIVER			5,512,693 (1)		5,512,693	2,392,509	43.4%	3,120,184	56.6%
FORT SMITH			3,668,233 (1)		3,668,233	1,269,209	34.6%	2,399,024	65.4%
DETOX CENTRE, Y.K.			350,778 (1)		350,778	236,775	67.5%	114,003	32.5%
KEEWATIN	8,343,744 (1)	446,920 (2)	8,790,664	5,784,240 (3)	3,006,424	2,746,669	91.4%	259,755	8.6%
KITIKMEOT	4,832,172 (1)	435,386 (2)	5,267,558	3,466,043 (3)	1,801,515	1,654,511	91.8%	147,004	8.2%
MACKENZIE	8,416,606 (1)	731,878 (2)	9,148,484	6,019,685 (3)	3,128,799	1,822,526	58.3%	1,306,274	41.8%
INUVIK	14,975,670 (1)	1,608,912 (2)	16,584,582	10,912,623 (3)	5,671,959	4,044,107	71.3%	1,627,852	28.7%
BAPFIN	19,715,806 (1)		19,715,806	9,157,000 (3)	10,558,806	9,608,513	91.0%	950,293	9.0%
TOTAL INSIDE N.W.T.		3,223,096 (2)	89,422,663	35,339,590 (3)	54,083,073	35,352,855	65.37%	18,730,218	34.63%
OUT OF TERRITORIES BILLINGS		(4)			19,391,073	13,410,866	69.16%	5,980,207	30.84%
LESS RECIPROCAL BILLING		(5)			1,055,919	0		1,055,919	
TOTAL OTHER HOSPITAL COSTS					18,335,154	13,410,866		4,924,288	
TOTAL HOSPITAL COSTS					72,418,227	48,763,721	67.34%	23,654,506	32.66%
LESS: E.P.F. FUNDING		(6)			9,250,152	6,228,706			
TOTAL PAYMENTS FOR INDIAN AND INUIT						42,535,015			
LESS: 5% FOR NON INDIGENT						2,126,751			
TOTAL CLAIM						40,408,264			

- (1) AS PER AAUDITED FINANCIAL STATEMENTS
- (2) AS PER RM-PG5 F.I.S.STATEMENTS @ MARCH 31,1991.
- (3) SEE TRANSPER DOLLARS SCHEDULE (PAGE #2)
- (4) AS PER H.I.S. SERVICE ANALYSIS SCHEDULE @ 24/09/1991.
- (5) AS PER RM-58B F.I.S.STATEMENTS @ MARCH 31,1991.
- (6) AS PER HEALTH AND WELFARE CANADA @ MARCH 25,1991.


SPECIAL GRANT FOR HOSPITAL SERVICES
 RENDERED TO INDIANS AND INUIT
 BY THE NORTHWEST TERRITORIES

1990/91 FINAL CLAIM

	Indian & Inuit	Metis & Non-Native	Total
	\$ _____	\$ _____	\$ _____
Expenditures	48,763,721	23,654,506	72,418,227
% of Total	67.34%	32.66%	100.00%

CALCULATION OF CLAIM

Total Expenditures made for Indians and Inuit	48,763,721
Less:	
Portion of National Health and Welfare E.P.F. Payment Applicable to Indians & Inuit	6,228,706
Sub Total	42,535,015
Less 5% for Non-Indigent	<u>2,126,751</u>
Sub Total	40,408,264
Less Payments To Date	<u>12,133,452</u>
 AMOUNT OF REVISED CLAIM	 <u><u>28,274,812</u></u>



 Deputy Minister of Health
 Government of the Northwest Territories

⊗

DEPARTMENT OF HEALTH
DIAND-HOSPITAL CLAIM
1991/92 YEAR END FINAL

BASED ON AUDITED FINANCIAL STATEMENTS
WITH ACTUAL UTILIZATION PERCENTAGES

BOARD	EXPEND.	SERVICE DEPT. EXP.	TOTAL	TRANSFERS	REVISED TOTAL	INDIAN & INUIT	% OF TOTAL	OTHER	% OF TOTAL
STANTON			22,045,881		22,045,881	12,023,823	55%	10,022,058	45%
HAY RIVER			5,532,322		5,532,322	2,109,474	38%	3,422,848	62%
FORT SMITH			3,813,824		3,813,824	1,449,635	38%	2,364,189	62%
DETOX CENTRE, Y.K.			455,373		455,373	299,818	66%	155,555	34%
KEEWATIN	8,986,157	561,478 (2)	9,547,635	6,095,936 (3)	3,451,699	3,177,634	92%	274,065	8%
KITIKMEOT	5,190,767	401,991 (2)	5,592,758	3,570,842 (3)	2,021,916	1,890,694	94%	131,222	6%
MACKENZIE	8,981,499	840,017 (2)	9,821,516	6,270,802 (3)	3,550,714	1,734,524	49%	1,816,190	51%
INUVIK	14,535,668	1,510,371 (2)	16,046,039	10,245,011 (3)	5,801,028	4,567,730	79%	1,233,299	21%
BAFFIN	20,858,607		20,858,607	9,157,000 (3)	11,701,607	10,639,101	91%	1,062,506	9%
TOTAL INSIDE N.W.T.		3,313,857 (2)	93,713,955	35,339,590 (3)	58,374,365	37,892,433	64.91%	20,481,932	35.09%
OUT OF TERRITORIES BILLINGS (4)					22,571,459	14,610,505	64.73%	7,960,954	35.27%
LESS RECIPROCAL BILLING (5)					1,466,628	0		1,466,628	
TOTAL OTHER HOSPITAL COSTS					21,104,831	14,610,505		6,494,326	
TOTAL HOSPITAL COSTS					79,479,196	52,502,938	66.06%	26,976,258	33.94%
LESS: E.P.F. FUNDING (6)					8,710,008	5,753,720			
TOTAL PAYMENTS FOR INDIAN AND INUIT						46,749,219			
LESS: 5% FOR NON INDIGENT						2,337,461			
YEAR END FINAL BILLING						44,411,758			

- (1) AS PER AUDITED FINANCIAL STATEMENTS
- (2) AS PER PG-5 REPORT FINAL RUN MAY 1,1992
- (3) SEE TRANSFER DOLLARS SCHEDULE (PAGE #2)
- (4) PERCENTAGE BASED ON ACTUAL UTILIZATION FOR OTHER HOSPITALS 1991/92 TOTAL
- (5) AS PER 58-B REPORT FINAL RUN MAY 1,1992
- (6) AS PER HWC 31/12/1992
(74.4% OF \$11,707,000)


SPECIAL GRANT FOR HOSPITAL SERVICES
 RENDERED TO INDIANS AND INUIT
 BY THE NORTHWEST TERRITORIES

1991/92 FINAL CLAIM

	Indian & Inuit	Metis & Non-Native	Total
	\$ _____	\$ _____	\$ _____
Expenditures	52,502,938	26,976,258	79,479,1
% of Total	66.06%	33.94%	100.00

CALCULATION OF CLAIM

Total Expenditures made for Indians and Inuit	52,502,9
Less:	
Portion of National Health and Welfare E.P.F. Payment Applicable to Indians & Inuit	5,753,7
Sub Total	46,749,2
Less 5% for Non-Indigent	<u>2,337,4</u>
Sub Total	44,411,7
Less Payments To Date	<u>20,190,9</u>
 AMOUNT OF REVISED CLAIM	 <u><u>24,220,7</u></u>



 Deputy Minister of Health
 Government of the Northwest Territories

⊗

